



US00D801277S

(12) **United States Design Patent** (10) **Patent No.:** **US D801,277 S**
Druscovich et al. (45) **Date of Patent:** **** Oct. 31, 2017**

(54) **CONNECTION MODULE**

(71) Applicant: **Telit Technologies (Cyprus) Limited,**
Larnaca (CY)

(72) Inventors: **Fabrizio Druscovich,** Trieste (IT);
Emilia Giuseppina Ibba, Cagliari (IT);
Bruno Vittori, Sagrado (IT)

(73) Assignee: **Telit Technologies (Cyprus) Ltd.,**
Larnaca (CY)

(**) Term: **15 Years**

(21) Appl. No.: **29/541,863**

(22) Filed: **Oct. 8, 2015**

(51) **LOC (10) Cl.** **13-03**

(52) **U.S. Cl.**
USPC **D13/147**

(58) **Field of Classification Search**
USPC D13/133, 146, 147, 154, 156, 184, 199;
D14/432, 433, 434, 435.1, 438
CPC H04B 1/3816; H04M 2250/14; H04W
8/265; H04W 88/10; H04K 3/222; G06K
7/0056
See application file for complete search history.

(56) **References Cited**

U.S. PATENT DOCUMENTS

6,413,110 B2 * 7/2002 Keller H01R 12/88
439/259
6,830,462 B1 * 12/2004 Harper, Jr. H01R 13/501
439/330

D733,662 S * 7/2015 Harper, Jr. D13/147
D737,778 S * 9/2015 Druscovich D13/147
D737,779 S * 9/2015 Druscovich D13/147
D753,604 S * 4/2016 Druscovich D13/147
D784,341 S * 4/2017 Kim D14/433
D784,342 S * 4/2017 Kim D14/433
2017/0141809 A1 * 5/2017 Larson H04B 1/40

* cited by examiner

Primary Examiner — Daniel Bui

(74) *Attorney, Agent, or Firm* — Pearl Cohen Zedek
Latzler Baratz LLP

(57) **CLAIM**


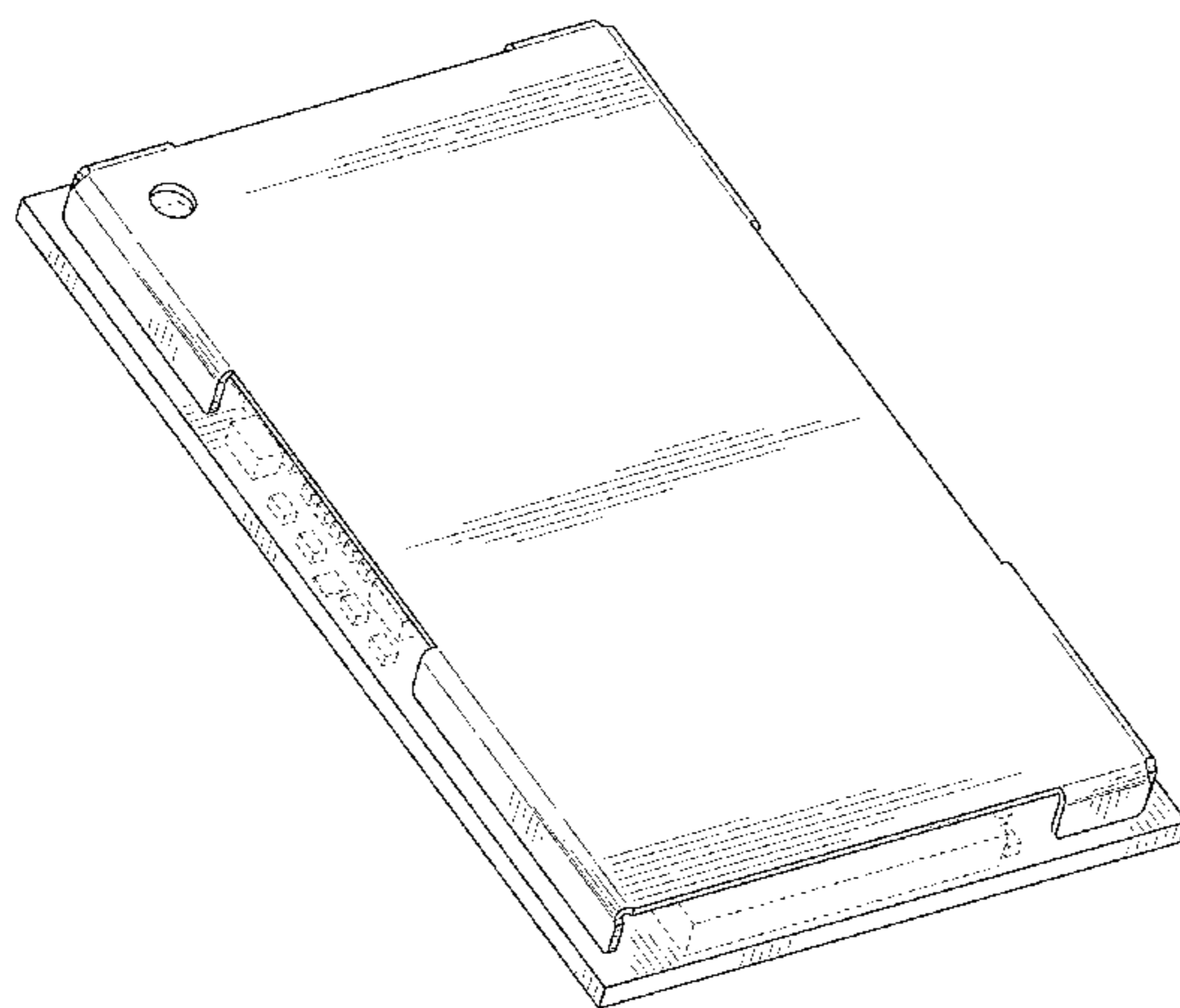
The ornamental design for a connection module, as shown
and described.

DESCRIPTION

FIG. 1 is a top, front, left side perspective of a first
embodiment of a connection module;
FIG. 2 is a top plan view of the first embodiment;
FIG. 3 is a bottom plan view of the first embodiment;
FIG. 4 is a right side elevation view of the first embodiment;
FIG. 5 is a left side elevation view of the first embodiment;
FIG. 6 is a rear elevation view of the first embodiment;
FIG. 7 is a front elevation view of the first embodiment; and,
FIG. 8 is a bottom, rear, right side perspective of the first
embodiment.

The even-broken lines shown in the drawings represent
unclaimed environment and form no part of the claimed
design.

1 Claim, 4 Drawing Sheets



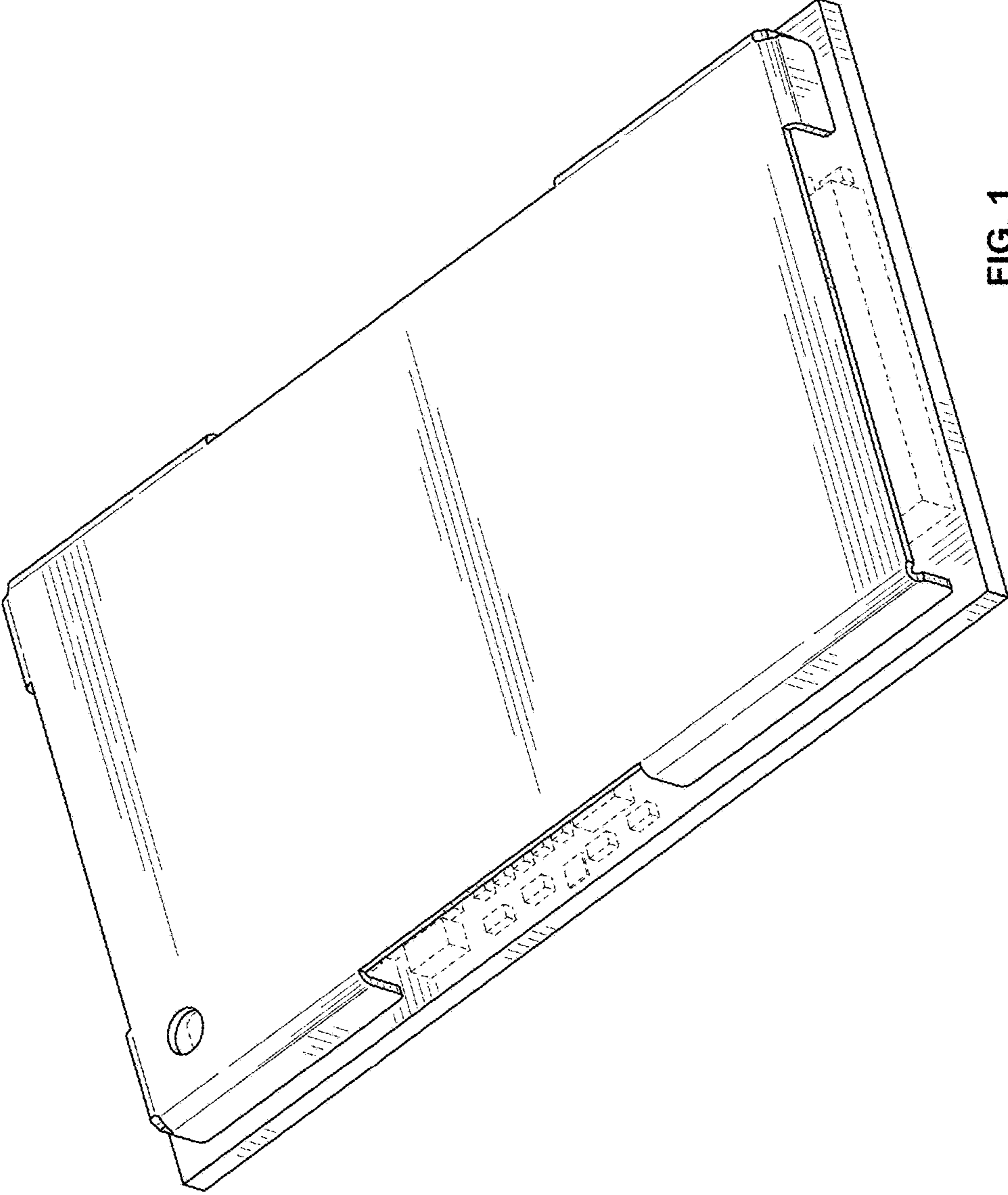


FIG. 1

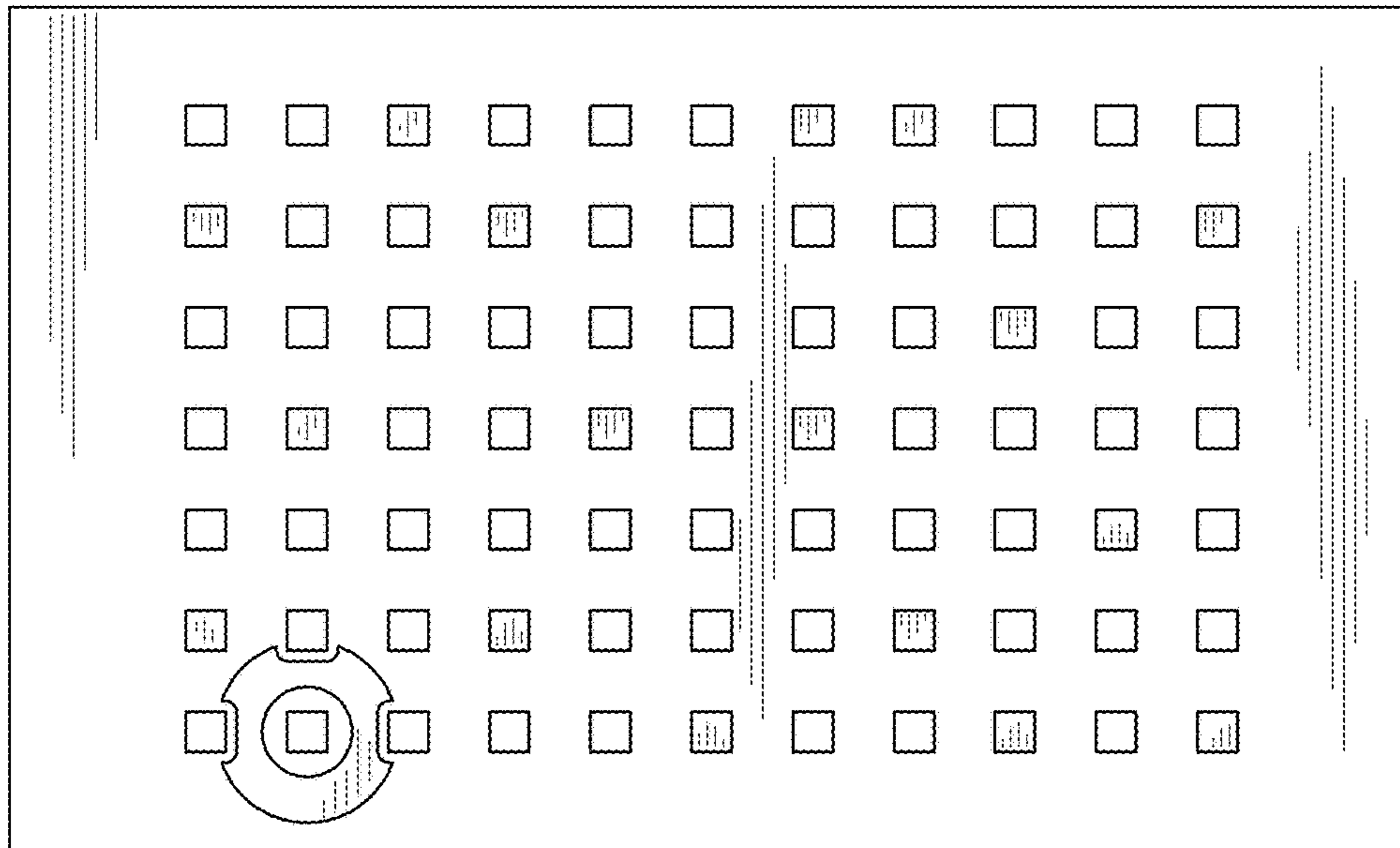


FIG. 3

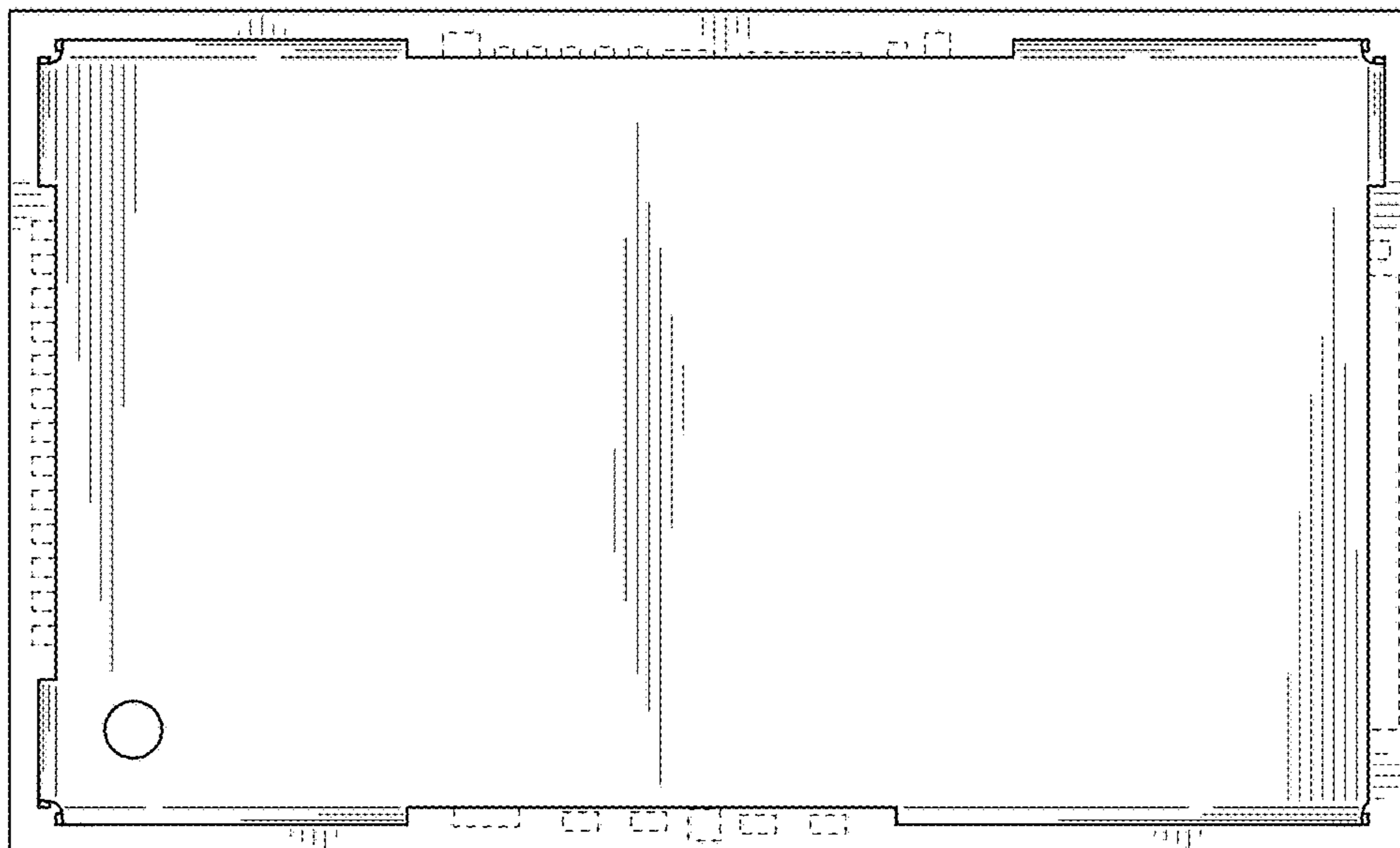


FIG. 2




FIG. 4




FIG. 5




FIG. 6




FIG. 7

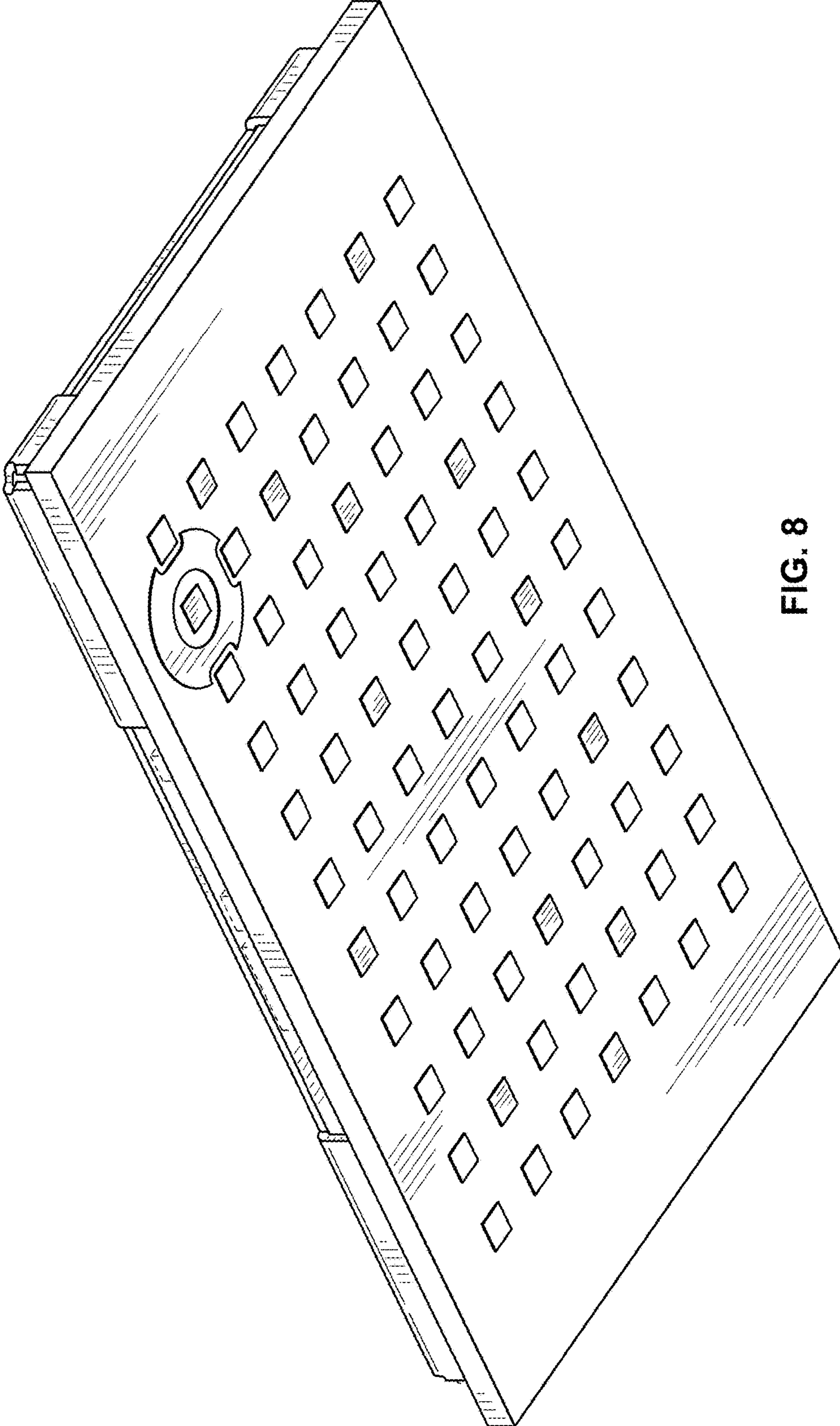


FIG. 8