



US00D801267S

(12) **United States Design Patent** (10) **Patent No.:** **US D801,267 S**
Nam (45) **Date of Patent:** **** Oct. 31, 2017**

(54) **PORTABLE POWER PRODUCT**
(71) Applicant: **Hewlett-Packard Development Company, L.P.**, Houston, TX (US)
(72) Inventor: **Youjin Nam**, Houston, TX (US)
(73) Assignee: **Hewlett-Packard Development Company, L.P.**, Houston, TX (US)
(**) Term: **14 Years**

D559,178 S * 1/2008 Ashida D13/110
D575,730 S * 8/2008 Hung D13/110
D664,352 S * 7/2012 Shamoon D3/226
D672,715 S * 12/2012 Brunner D13/110
D678,187 S * 3/2013 Huang D13/103
D723,267 S * 3/2015 Basha D3/232
D748,915 S * 2/2016 Reyes D3/301
2005/0126873 A1 * 6/2005 Matsumoto A45C 13/26
190/115
2011/0204843 A1 * 8/2011 Foster A45C 11/00
320/101
2015/0270728 A1 * 9/2015 Williams H02J 7/0054
320/111

(21) Appl. No.: **29/519,296**
(22) Filed: **Mar. 4, 2015**
(51) **LOC (10) Cl.** **13-02**
(52) **U.S. Cl.**
USPC **D13/110**
(58) **Field of Classification Search**
USPC D13/110, 107, 108, 118, 119, 123, 133,
D13/137.1, 184, 199; D14/242, 251, 432,
D14/433, 434; 174/53, 54, 59, 61;
307/11, 150, 151; 320/107, 111, 112,
320/113, 114, 115; 361/679.01;
363/142, 146; 439/131, 172, 626, 628,
439/638; D3/205, 226, 232, 233, 245,
D3/246, 263, 267, 274, 284, 301
CPC H01R 31/06; H01R 25/00; H02M 7/003;
H05K 7/1432; H02J 7/0044; H02J
7/0045; H02J 7/0052; H02J 7/0054; H02J
7/0062; H02J 7/355; A45C 11/00; A45C
13/26; A45C 13/262; Y10T 16/50; Y10T
16/499; Y10T 16/513
See application file for complete search history.

* cited by examiner

Primary Examiner — Derrick Holland
(74) *Attorney, Agent, or Firm* — Foley & Lardner

(57) **CLAIM**

I claim the ornamental design for a portable power product, as shown and described.

DESCRIPTION

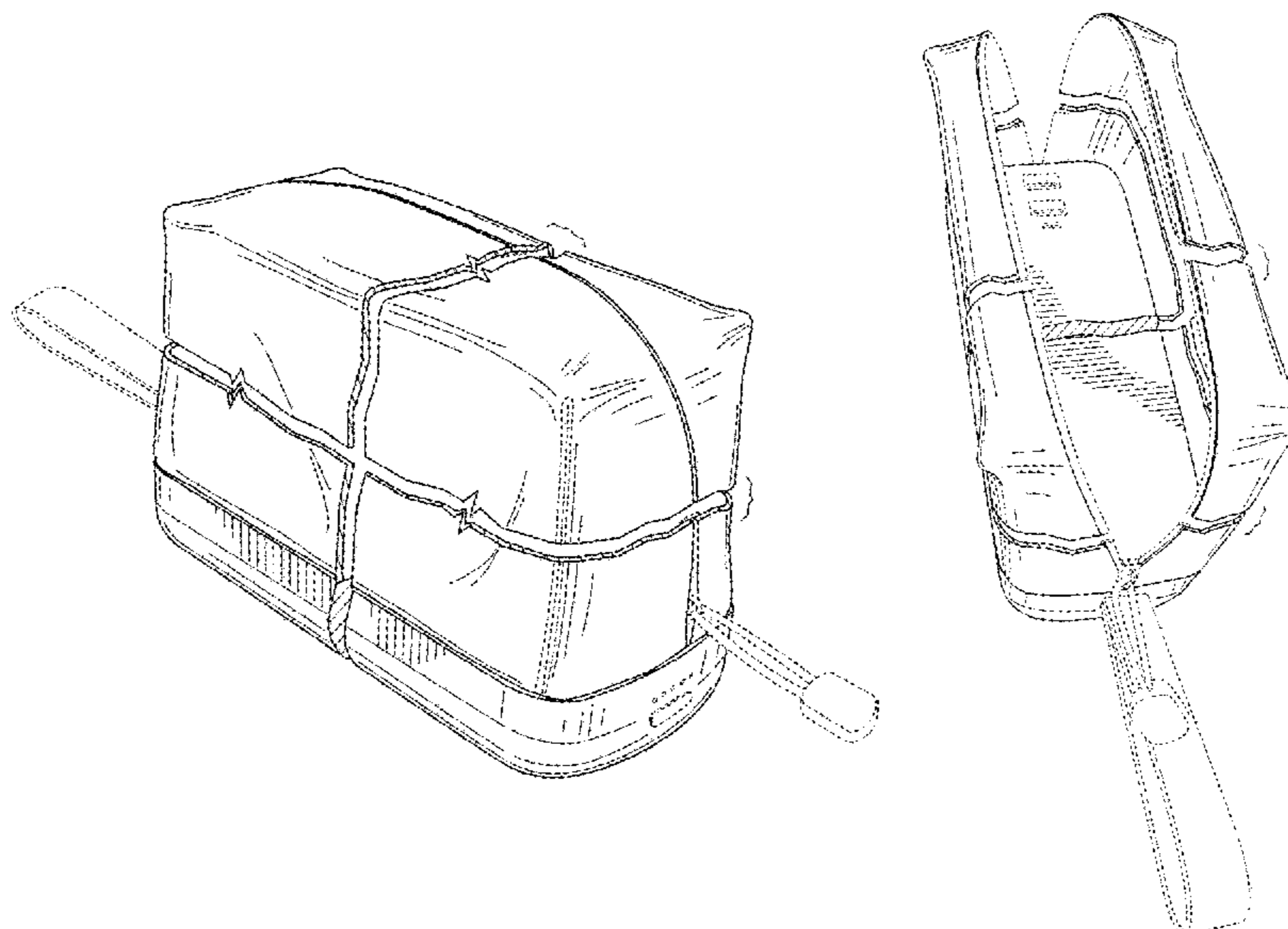
FIG. 1 is a top, front, left perspective view of a portable power product showing my new design;
FIG. 2 is a left side elevation view thereof;
FIG. 3 is a right side elevation view thereof;
FIG. 4 is a rear elevation view thereof;
FIG. 5 is a front elevation view thereof;
FIG. 6 is a top plan view thereof;
FIG. 7 is a bottom plan view thereof; and,
FIG. 8 is a top, rear, right perspective view thereof, in an open position.

The ornamental design which is claimed is shown in solid lines in the drawings. The broken lines formed by dashes show unclaimed subject matter and form no part of the claimed design. The broken away symbols in the drawings indicate the appearance of any portion of the article between the break lines forms no part of the claimed design.

(56) **References Cited**
U.S. PATENT DOCUMENTS

D453,416 S * 2/2002 Terry D3/205
D544,834 S * 6/2007 Weinstein D13/110

1 Claim, 6 Drawing Sheets



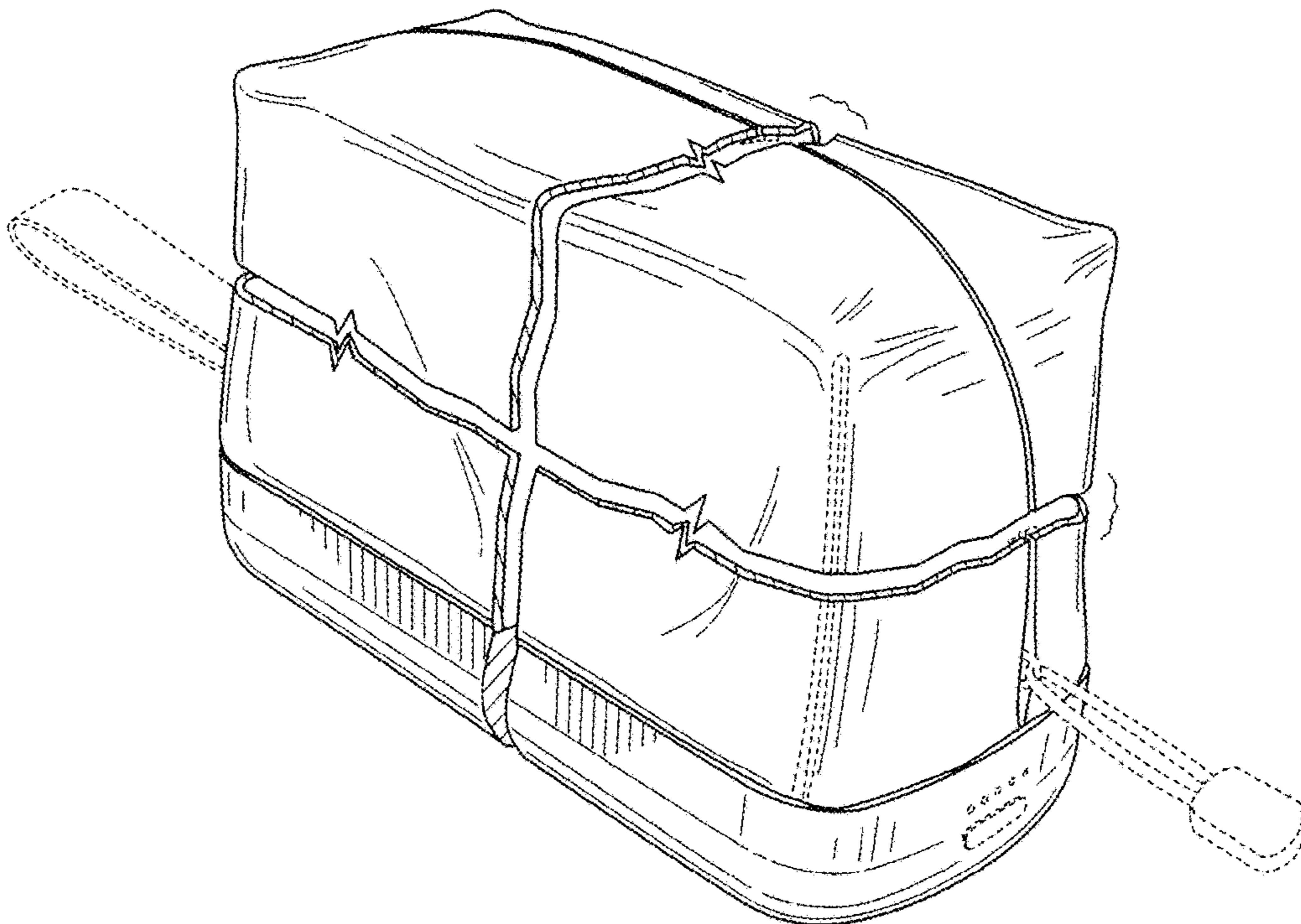


FIG. 1

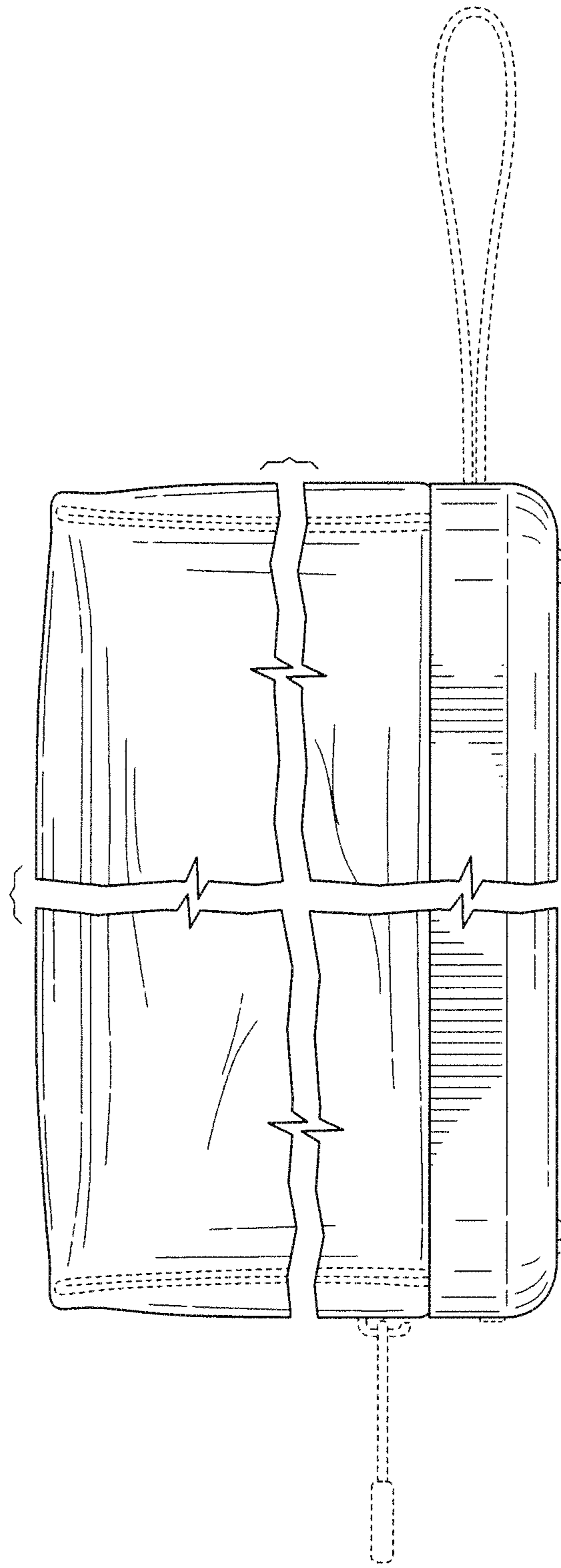


FIG. 2

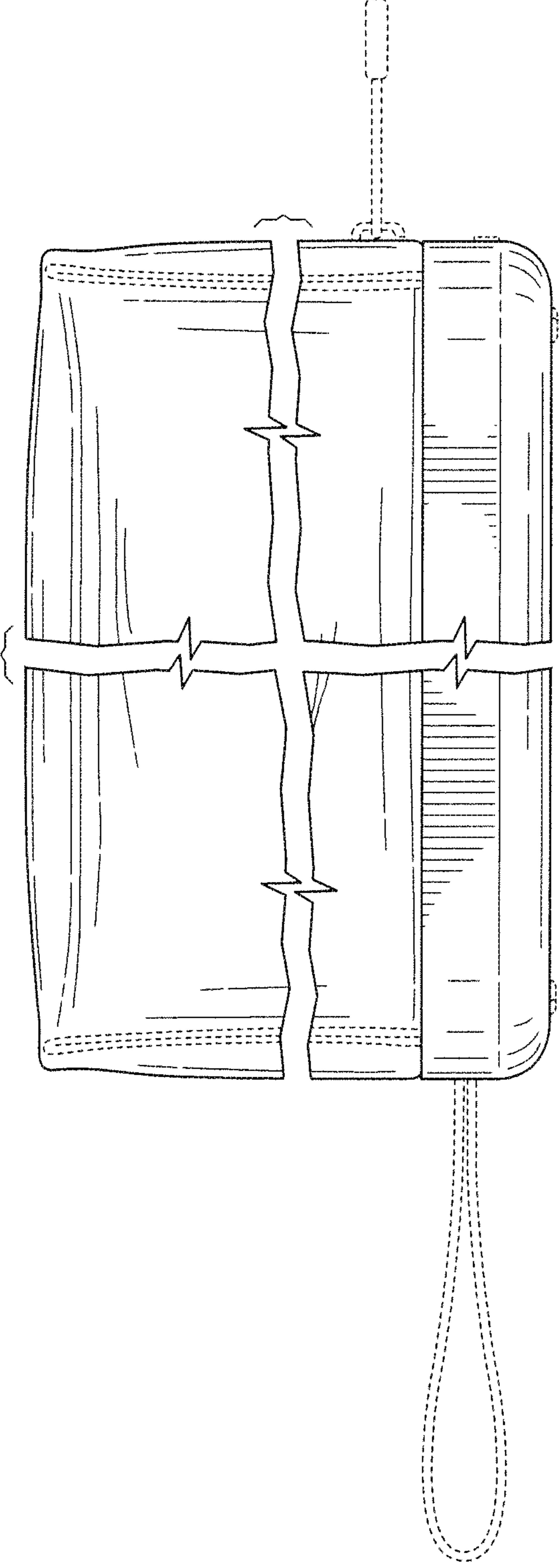


FIG. 3

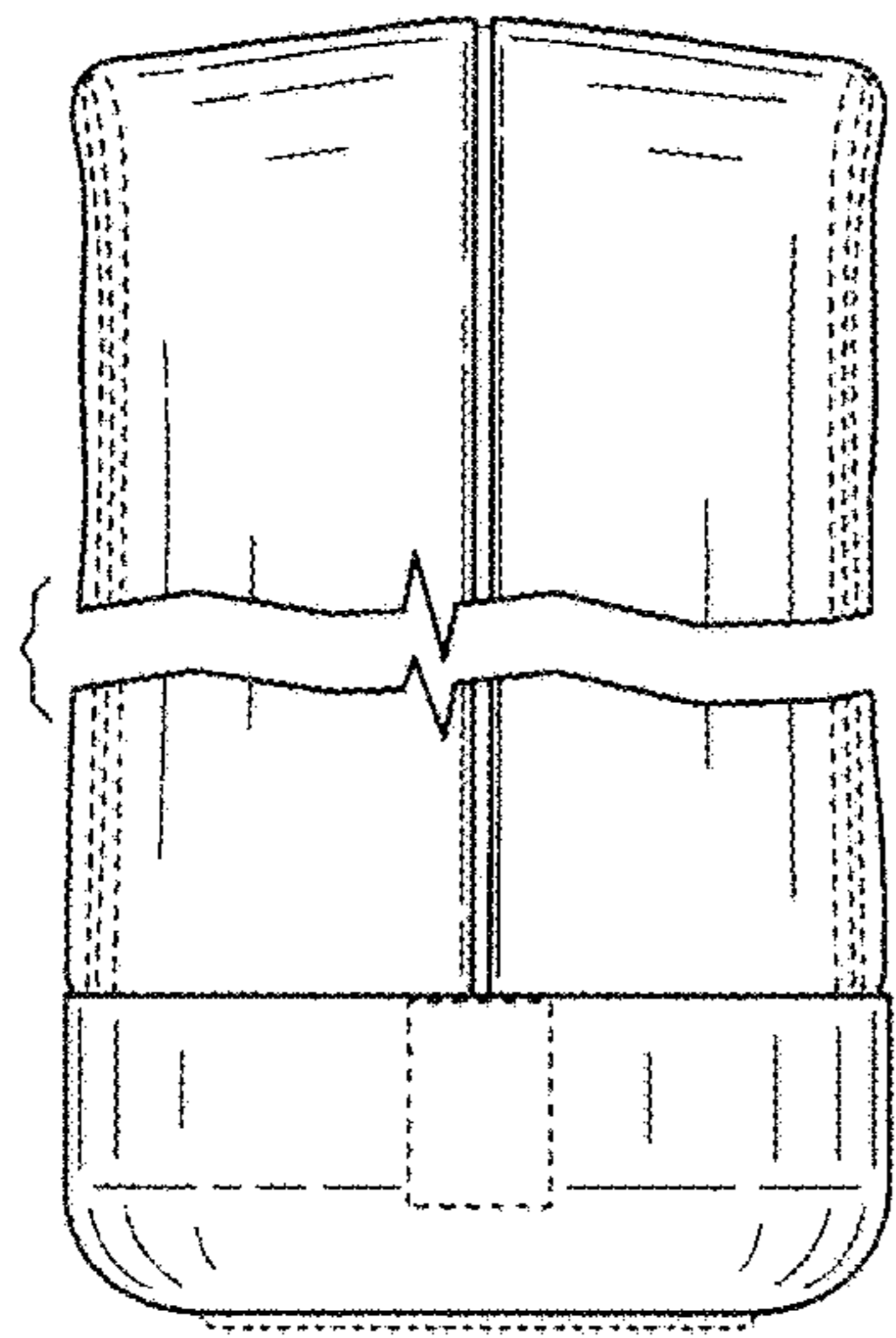


FIG. 4

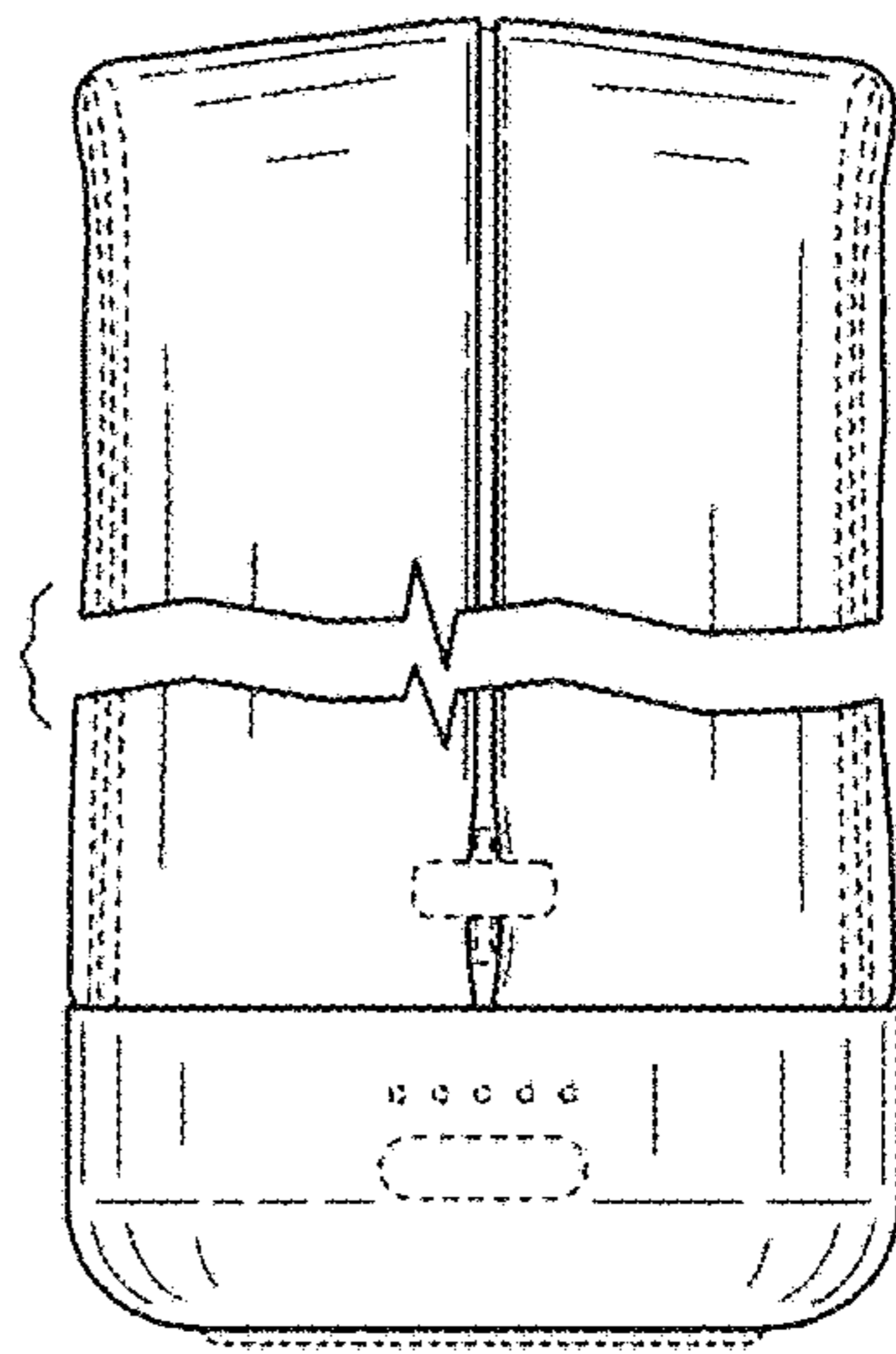


FIG. 5

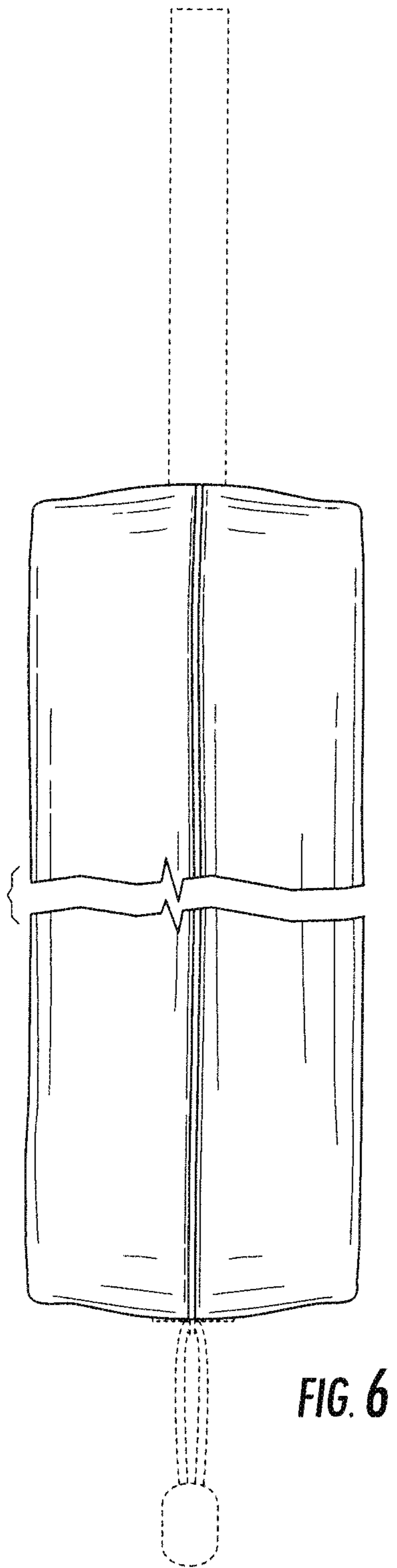


FIG. 6

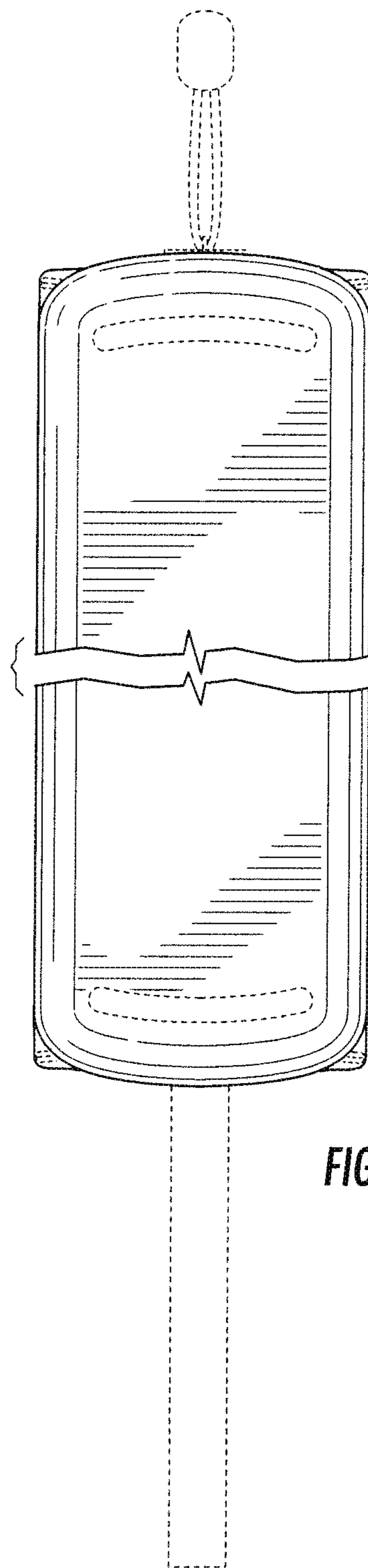


FIG. 7

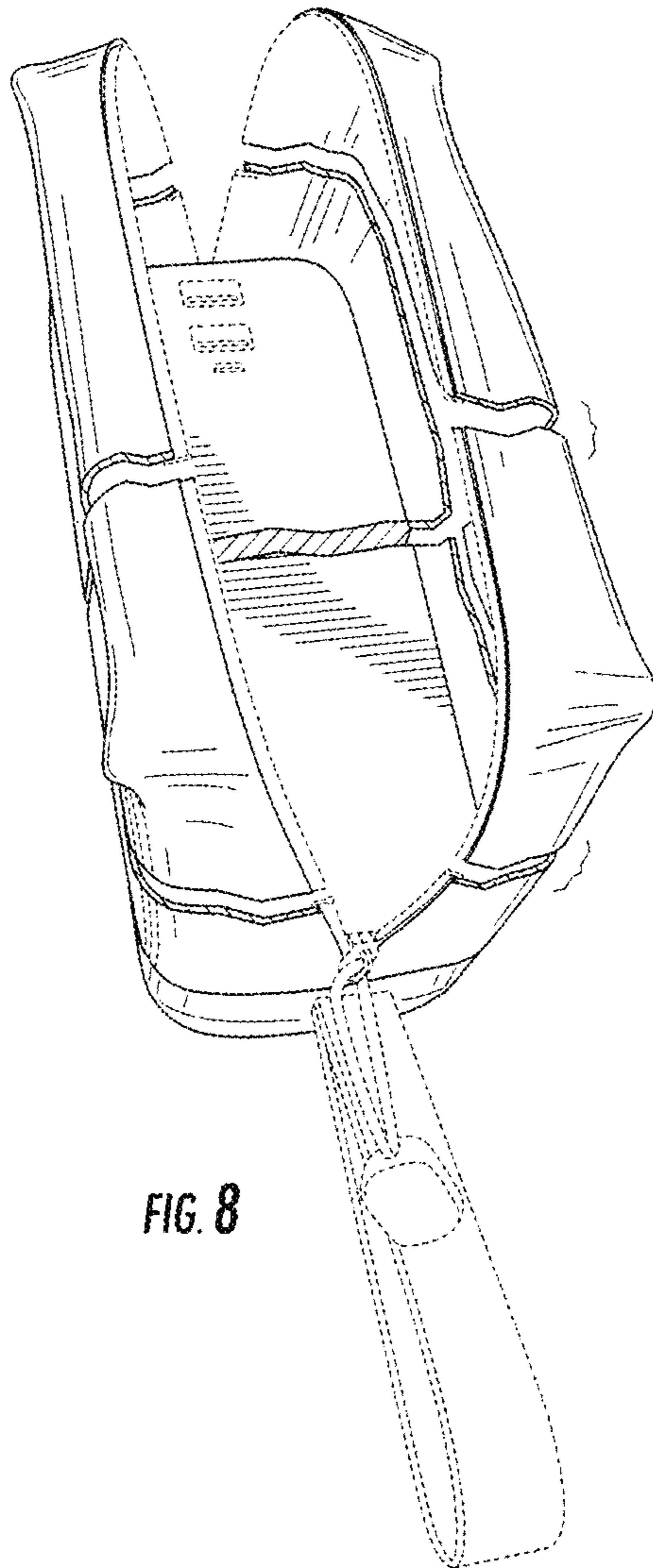


FIG. 8