



US00D801254S

(12) **United States Design Patent**
Chung

(10) **Patent No.:** **US D801,254 S**

(45) **Date of Patent:** **** Oct. 31, 2017**

(54) **AUTOMOTIVE WHEEL**

(71) Applicant: **Suny Chung**, Anaheim, CA (US)

(72) Inventor: **Suny Chung**, Anaheim, CA (US)

(**) Term: **15 Years**

(21) Appl. No.: **29/578,163**

(22) Filed: **Sep. 19, 2016**

(51) **LOC (10) Cl.** **12-16**

(52) **U.S. Cl.**
USPC **D12/211**

(58) **Field of Classification Search**
USPC D12/204–213
CPC B60B 7/00; B60B 7/02; B60B 7/04; B60B 7/01; B60B 7/06; B60B 3/02; B60B 3/04; B60B 3/06; B60B 3/10; B60B 1/00; B60B 1/08; B60B 1/10; B60B 1/12
See application file for complete search history.

(56) **References Cited**

U.S. PATENT DOCUMENTS

D460,941 S *	7/2002	Muzzarelli	D12/211
D535,242 S *	1/2007	Lyew	D12/211
D572,649 S *	7/2008	Laengerer	D12/211
D622,200 S *	8/2010	Zhao	D12/211
D624,478 S *	9/2010	Zhao	D12/211
D630,991 S *	1/2011	Zhao	D12/211
D638,772 S *	5/2011	Hans	D12/211
D639,717 S *	6/2011	Chung	D12/211
D656,450 S *	3/2012	Zhao	D12/211
D682,766 S *	5/2013	Zhao	D12/211

D683,688 S *	6/2013	Alfonso	D12/211
D703,602 S *	4/2014	Kern	D12/211
D731,944 S *	6/2015	Kern	D12/211
D741,243 S *	10/2015	Zhao	D12/211
D741,244 S *	10/2015	Zhao	D12/211
D741,776 S *	10/2015	Zhao	D12/211
D743,316 S *	11/2015	Zhao	D12/211
D749,030 S *	2/2016	Zhao	D12/211
D752,498 S *	3/2016	Zhao	D12/211
D756,285 S *	5/2016	Zhao	D12/211
D758,277 S *	6/2016	Alfonso	D12/211
D760,635 S *	7/2016	Bildhaeuser	D12/209
D764,373 S *	8/2016	Valencia Pollex	D12/211
D781,203 S *	3/2017	Chung	D12/211

* cited by examiner

Primary Examiner — Stacia Cadmus

(57) **CLAIM**

The ornamental design for an automotive wheel, as shown and described.

DESCRIPTION

FIG. 1 is a perspective view of an automotive wheel, showing my new design;
FIG. 2 is another perspective view thereof;
FIG. 3 is a front view thereof;
FIG. 4 is a perspective view of a second embodiment of an automotive wheel, showing my new design;
FIG. 5 is another perspective view of FIG. 4;
FIG. 6 is a front view of FIG. 4; and,
FIG. 7 is a side view of the automotive wheel in FIGS. 1-6.

1 Claim, 7 Drawing Sheets







FIG. 1



FIG. 2




FIG. 3



FIG. 4



FIG. 5




FIG. 6




FIG. 7