



US00D801241S

(12) **United States Design Patent** (10) **Patent No.:** **US D801,241 S**
Park et al. (45) **Date of Patent:** **** Oct. 31, 2017**

(54) **AUTOMOBILE FRONT BUMPER**
(71) Applicant: **KIA MOTORS CORPORATION**,
Seoul (KR)
(72) Inventors: **Guen-Seo Park**, Gwangju (KR);
Yun-Seok Oh, Seoul (KR)
(**) Term: **15 Years**
(21) Appl. No.: **35/501,361**
(22) Filed: **Jun. 3, 2016**
(80) **Hague Agreement Data**
Int. Filing Date: **Jun. 3, 2016**
Int. Reg. No.: **DM/091838**
Int. Reg. Date: **Jun. 3, 2016**
Int. Reg. Pub. Date: **Aug. 5, 2016**

(30) **Foreign Application Priority Data**
Jan. 8, 2016 (KR) 30 2016 0000817
(51) **LOC (10) Cl.** **12-16**
(52) **U.S. Cl.**
USPC **D12/169**
(58) **Field of Classification Search**
USPC D12/86, 90, 91, 92, 163, 164, 169, 171,
D12/196, 216
CPC B60R 19/02; B60R 19/18; B60R 19/24;
B60R 19/56; B60R 2019/007
See application file for complete search history.

(56) **References Cited**
U.S. PATENT DOCUMENTS
D712,801 S * 9/2014 Kobayashi D12/169
D717,703 S * 11/2014 Munson D12/169
D718,676 S * 12/2014 Ishizuka D12/169
D718,677 S * 12/2014 Whang D12/169
D722,925 S * 2/2015 Kato D12/169

D733,623 S * 7/2015 Robinson D12/169
D743,854 S * 11/2015 Miyazawa D12/169
D744,914 S * 12/2015 Loeb D12/169
D745,837 S * 12/2015 Smith D12/169
D749,021 S * 2/2016 Boniface D12/169
D749,022 S * 2/2016 Nakahara D12/169
D754,575 S * 4/2016 Varga D12/169
D757,616 S * 5/2016 Lesnik D12/169
D760,631 S * 7/2016 Choi D12/169
D771,531 S * 11/2016 Varga D12/169
D771,532 S * 11/2016 Kapitonov D12/169
D772,766 S * 11/2016 Kozub D12/169
D773,349 S * 12/2016 Munakata D12/169
D773,350 S * 12/2016 Lee D12/169
D773,965 S * 12/2016 Morikawa D12/169
D775,010 S * 12/2016 Kim D12/169
2009/0243315 A1 * 10/2009 Goldsberry B60R 19/18
293/155
2013/0107046 A1 * 5/2013 Forgue B60R 11/04
348/148
2014/0291056 A1 * 10/2014 Takanaga B60K 11/085
180/274
2016/0144900 A1 * 5/2016 Fortin B60R 19/023
296/193.1

* cited by examiner


Primary Examiner — Darlington Ly

(57) **CLAIM**
The ornamental design for an automobile front bumper, as shown and described.


DESCRIPTION

1. Automobile front bumper
1.1 is a left-side elevation view of an automobile front bumper showing our new design;
1.2 is a right-side elevation view thereof;
1.3 is a top plan view thereof;
1.4 is a front elevation view thereof;
1.5 is a rear elevation view thereof;
1.6 is a front and right-side perspective view thereof; and
1.7 is a bottom plan view thereof.

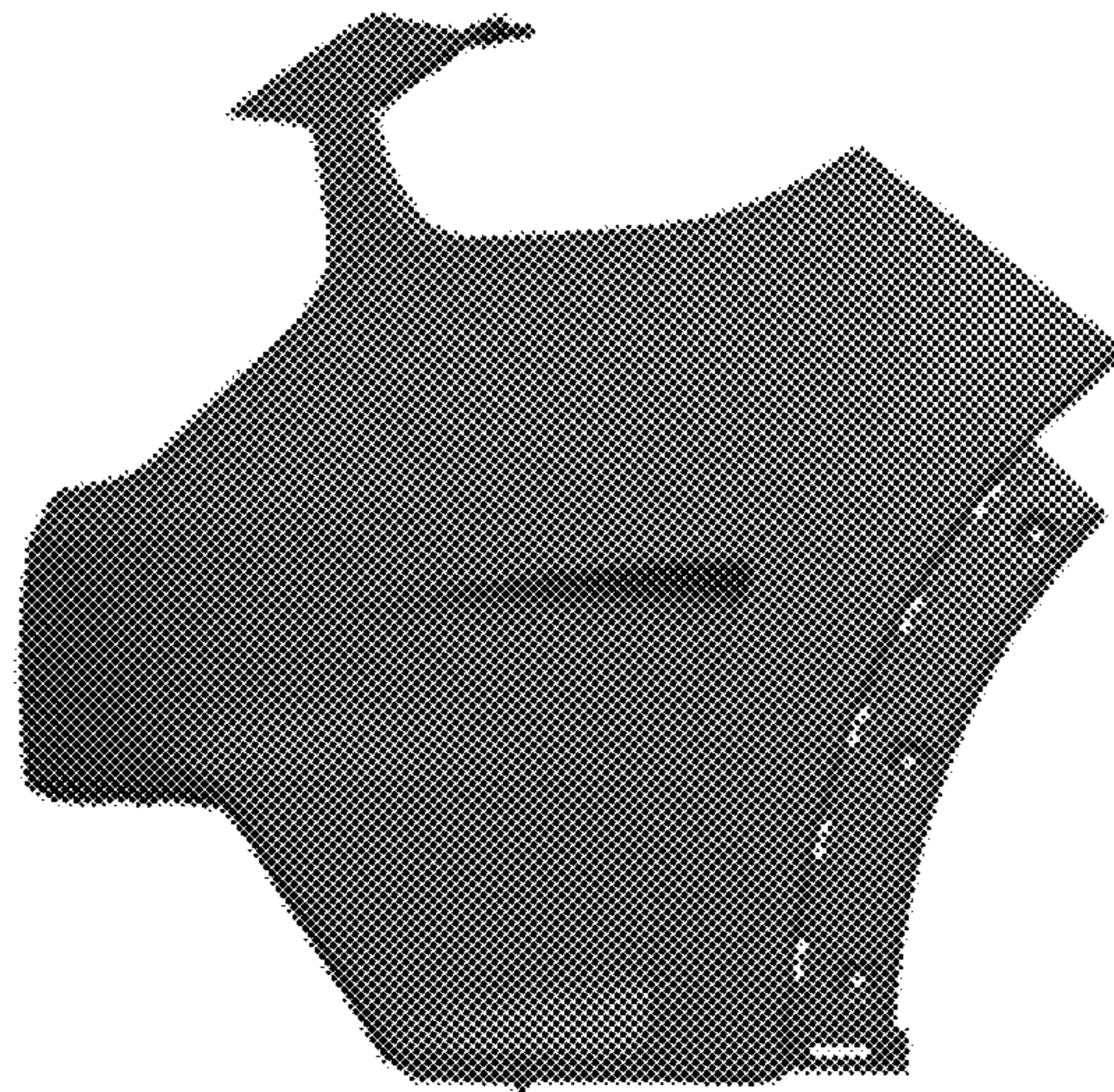
1 Claim, 7 Drawing Sheets




1.1




1.2




1.3




1.4



1.5



1.6



1.7

