



US00D801227S

(12) **United States Design Patent**  
**Stephenson**

(10) **Patent No.:** **US D801,227 S**  
(45) **Date of Patent:** **\*\* Oct. 31, 2017**

(54) **AUTOMOTIVE VEHICLE EXTERIOR**

(71) Applicant: **McLaren Automotive Limited**,  
Woking, Surrey (GB)

(72) Inventor: **Frank Stephenson**, Berkshire (GB)

(73) Assignee: **McLaren Automotive Limited**,  
Woking (GB)

(\*\*) Term: **15 Years**

(21) Appl. No.: **29/527,357**

(22) Filed: **May 18, 2015**

(30) **Foreign Application Priority Data**

Nov. 18, 2014 (GB) ..... 4038225

(51) **LOC (10) Cl.** ..... **12-08**

(52) **U.S. Cl.**  
USPC ..... **D12/88**; D12/92

(58) **Field of Classification Search**  
USPC ..... D12/86, 90-92, 88; D21/421, 433, 434;  
296/181.1, 181.5  
CPC ..... B62D 35/00; B62D 25/00; B62D 25/06;  
B62D 33/00  
See application file for complete search history.

(56) **References Cited**

**U.S. PATENT DOCUMENTS**

D626,478 S 11/2010 Stephenson  
D628,124 S 11/2010 Stephenson

D628,526 S 12/2010 Stephenson  
D648,662 S 11/2011 Stephenson  
D717,211 S 11/2014 Stephenson  
D734,212 S 7/2015 Stephenson  
D734,213 S 7/2015 Stephenson  
D741,753 S \* 10/2015 Perini ..... D12/92  
D745,439 S \* 12/2015 Manzoni ..... D12/92  
D753,548 S \* 4/2016 Gilles ..... D12/92  
D755,674 S \* 5/2016 Perini ..... D12/92

\* cited by examiner

*Primary Examiner* — Melody N Brown

(74) *Attorney, Agent, or Firm* — James F. Hann; Haynes  
Beffel & Wolfeld LLP

(57) **CLAIM**

The ornamental design for an automotive vehicle exterior.

**DESCRIPTION**

FIG. 1 is left side, front, top perspective view showing my new design;

FIG. 2 is a left side, rear, top perspective view thereof;

FIG. 3 is a front view thereof; and

FIG. 4 is a rear view thereof.

FIG. 5 is a right side elevation view thereof;


FIG. 6 is a left side elevation view thereof; and,

FIG. 7 is a top plan view thereof.

The invention is shown together with environmental structure in dashed lines in FIGS. 1-7, the environmental structure forming no part of the claimed design.

The broken lines shown throughout the drawing views are for illustrative purposes only and form no part of the claimed design.

**1 Claim, 7 Drawing Sheets**



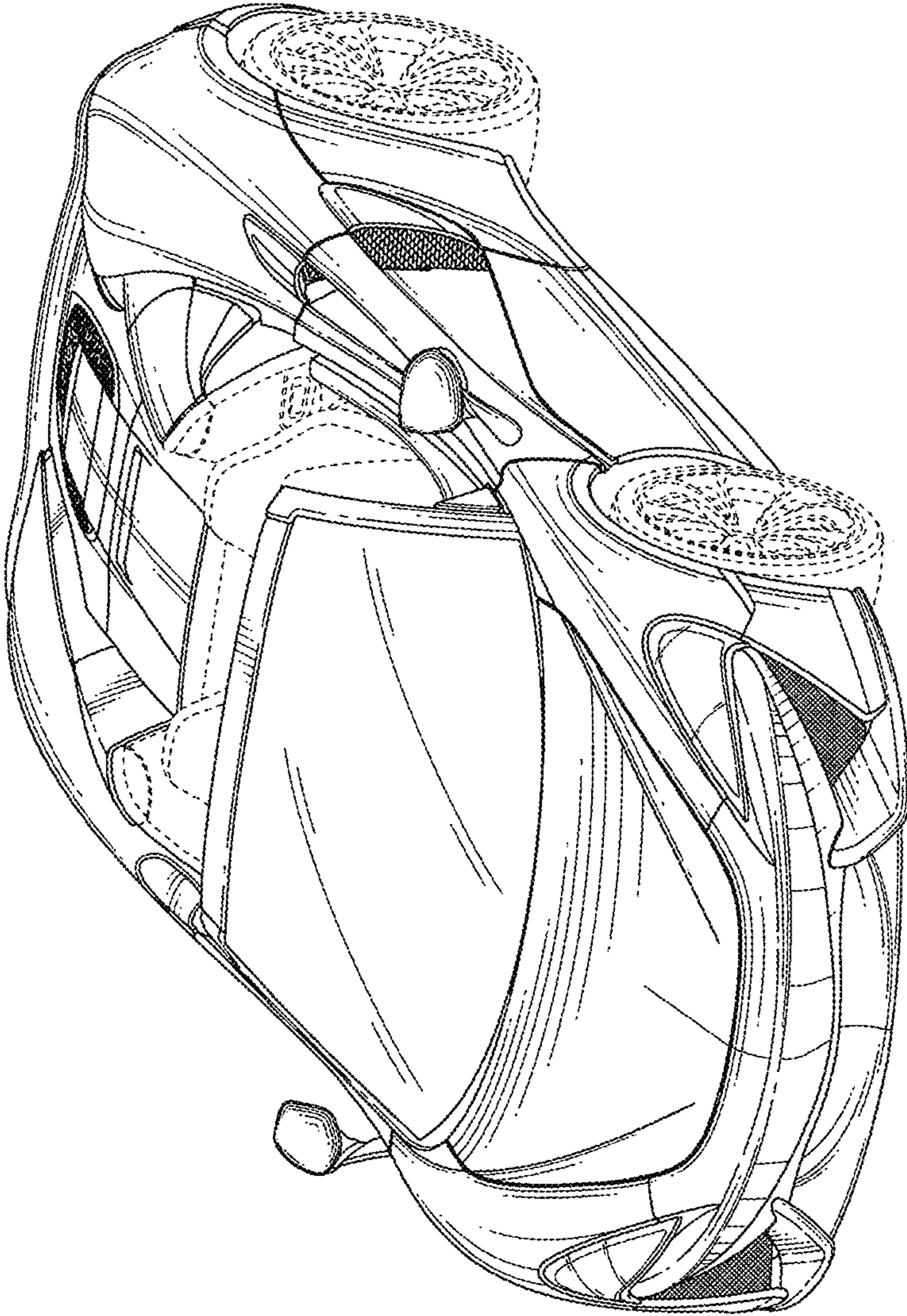


FIG. 1




FIG. 2

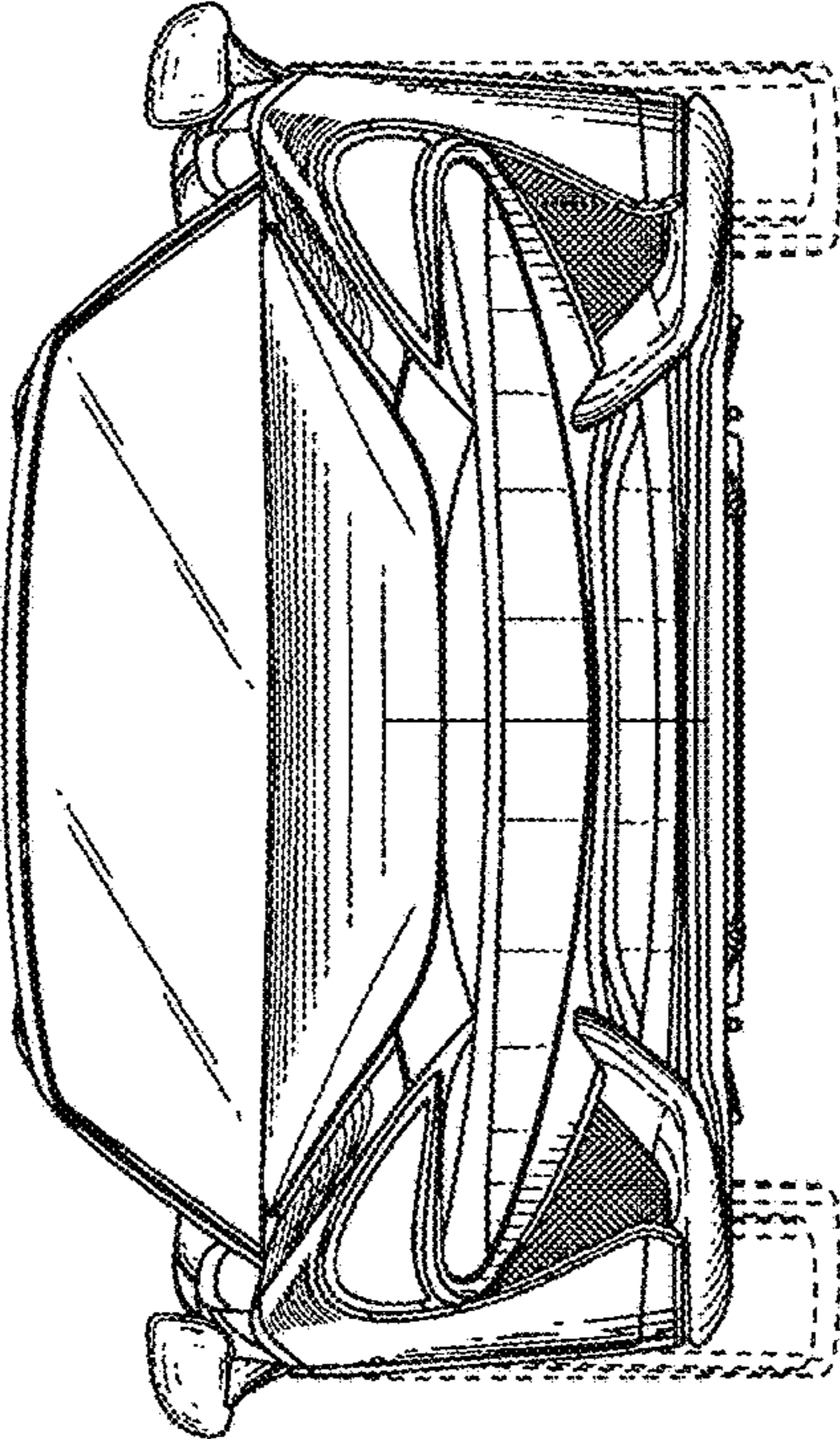


FIG. 3

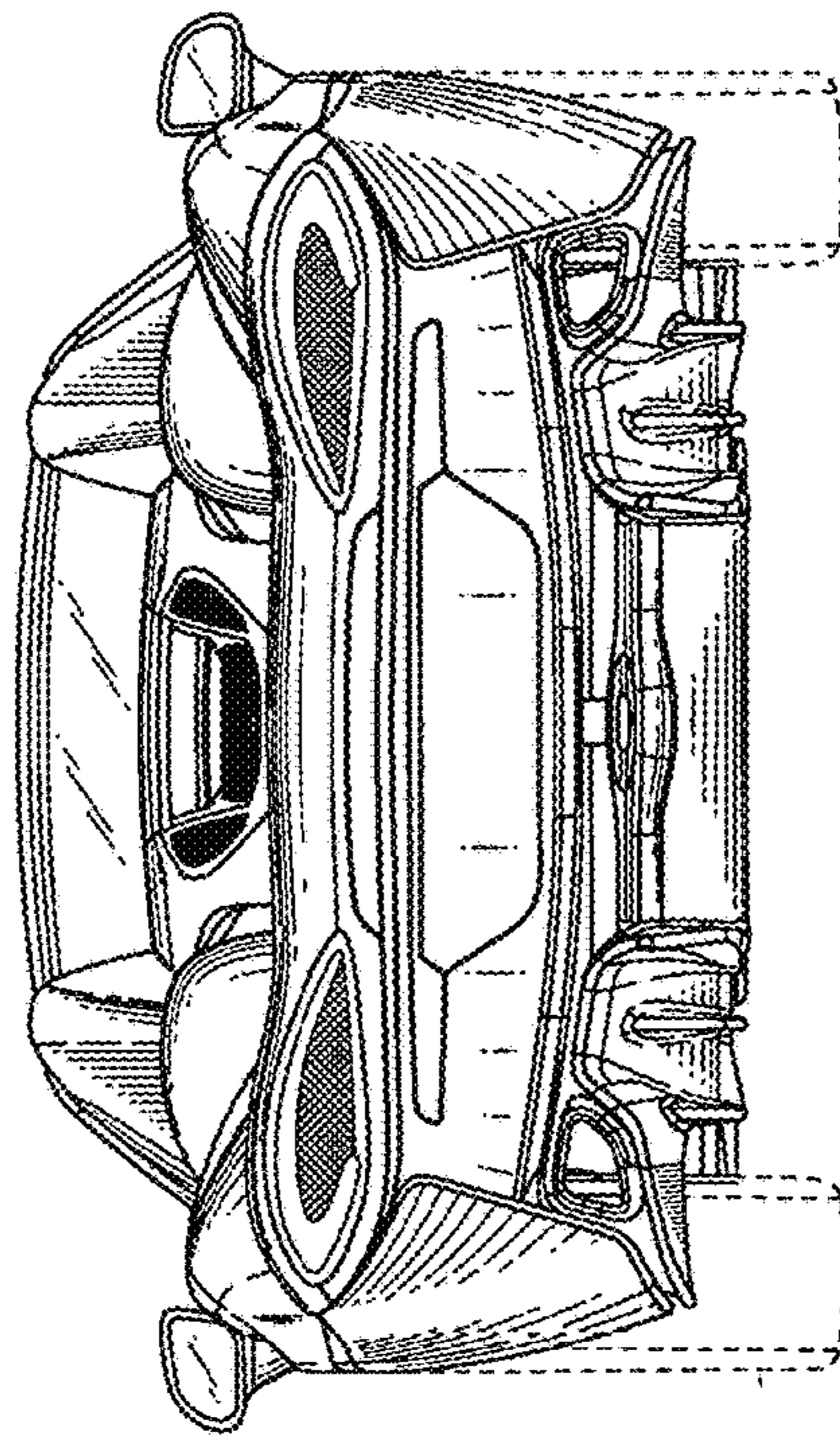


FIG. 4

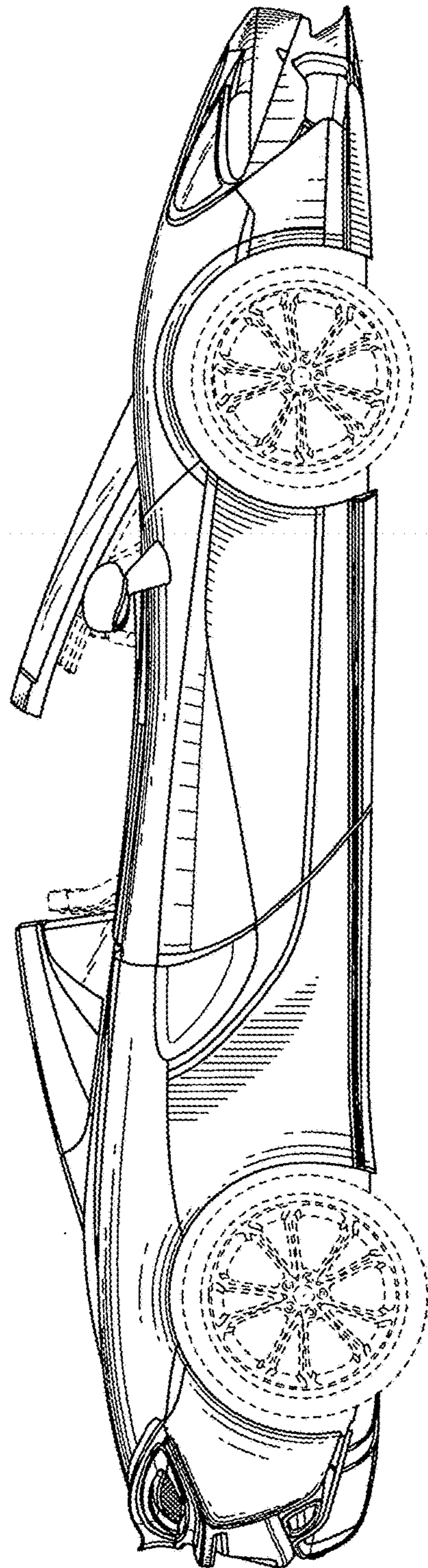


FIG. 5

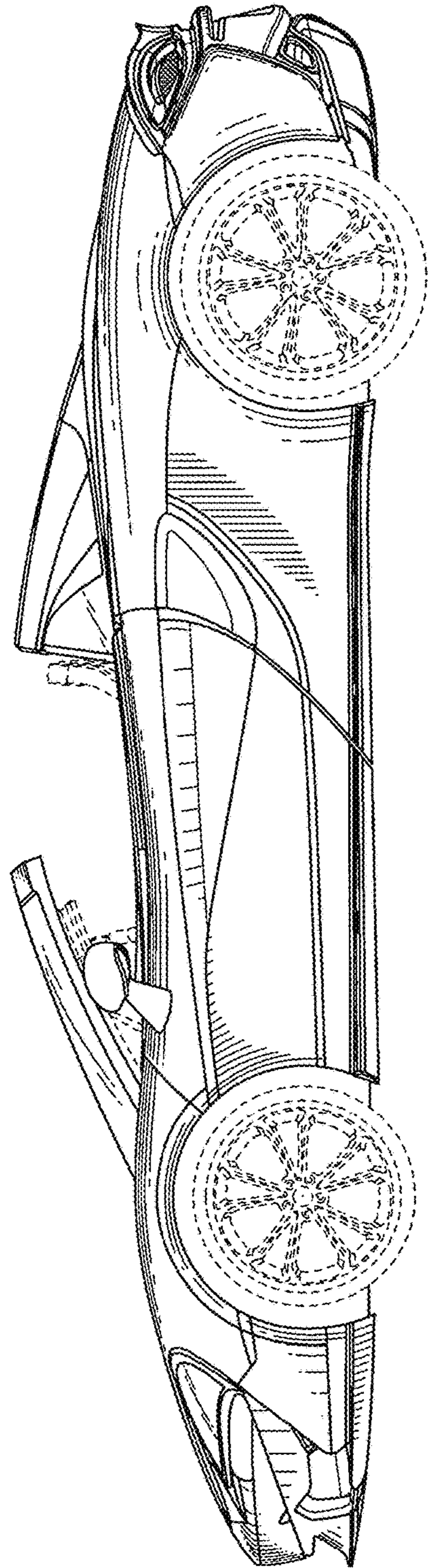


FIG. 6

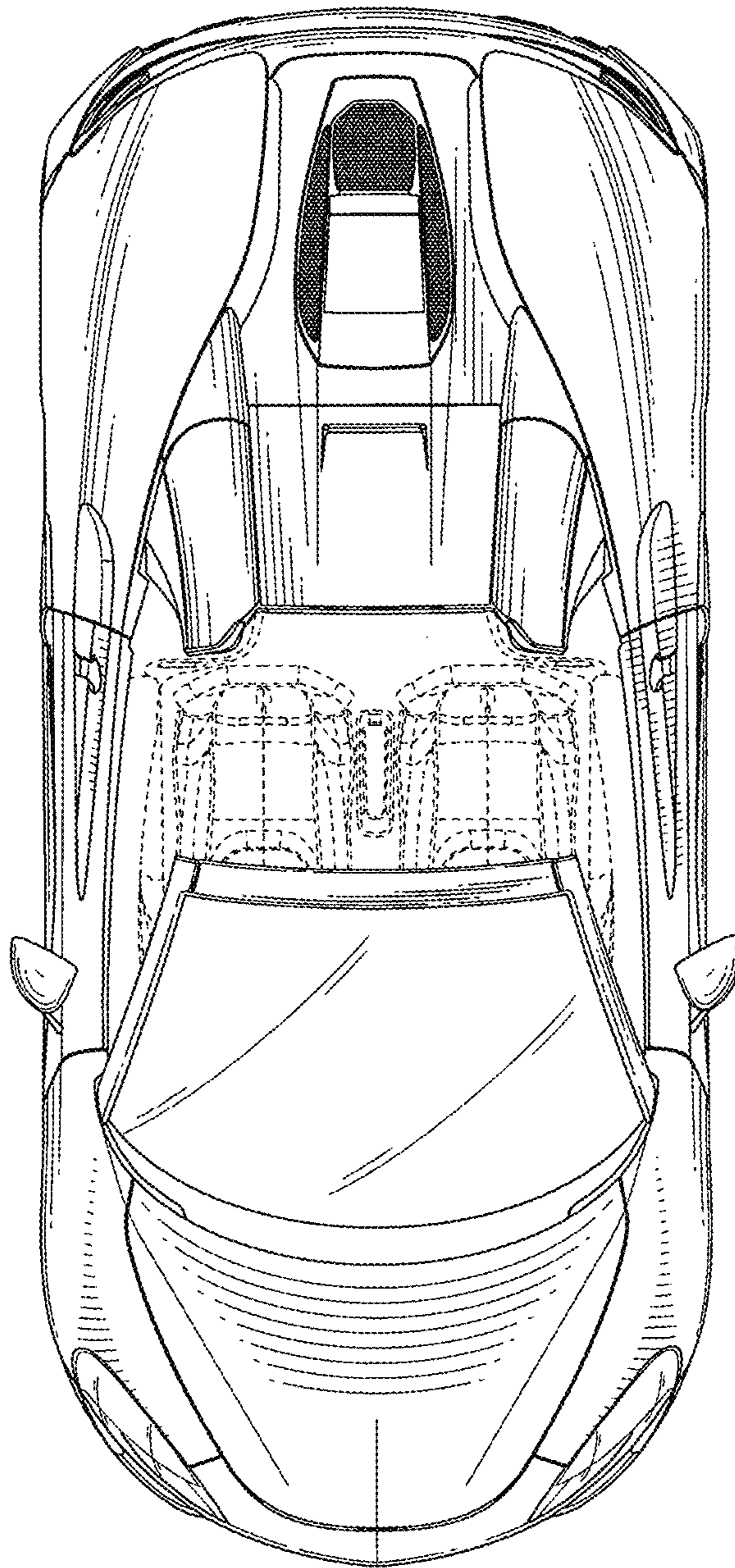


FIG. 7