



US00D801219S

(12) **United States Design Patent**
Wong

(10) **Patent No.:** **US D801,219 S**
(45) **Date of Patent:** **** Oct. 31, 2017**

(54) **BUCKLE**
(71) Applicant: **GLORY METAL PRODUCTS MANUFACTURING LTD.**, Hong Kong (HK)
(72) Inventor: **Hon Wah Wong**, Hong Kong (HK)
(73) Assignee: **GLORY METAL PRODUCTS MANUFACTURING LTD.**, Hong Kong (HK)

2,320,152 A * 5/1943 Mefford A41F 11/04
24/163 R
2,497,401 A * 2/1950 Elwell A41F 11/12
24/197
D157,888 S * 3/1950 Muller D11/218
D306,272 S * 2/1990 Kruger D11/212
5,156,023 A * 10/1992 Bevolo A44C 1/00
24/103
5,765,232 A * 6/1998 Pryor A41D 1/16
2/216
D413,079 S * 8/1999 Kobayashi D11/212
D579,819 S * 11/2008 Brown D11/231

(**) Term: **15 Years**

Primary Examiner — Ralf Seifert

(21) Appl. No.: **29/546,410**

(22) Filed: **Nov. 23, 2015**

(51) **LOC (10) Cl.** **11-02**

(52) **U.S. Cl.**
USPC **D11/212**

(58) **Field of Classification Search**
USPC D11/200–219; 24/163 R, 169–171, 173, 24/177–179, 191, 194–195, 197, 200, 24/614–616, 625, 198, 578.11, 578.1, 24/163 K, 114, 196, 387, 316; D2/853, D2/624; 63/20; D30/153
CPC A44B 11/26; A44B 11/25; A44B 11/06; A44B 11/04; A44B 11/10; A41F 9/00
See application file for complete search history.

(56) **References Cited**

U.S. PATENT DOCUMENTS

D56,042 S * 8/1920 Warner D11/212
1,988,890 A * 1/1935 Fenton A44B 11/04
24/200
2,062,734 A * 12/1936 Troendly A44B 11/04
24/163 R
D102,681 S * 1/1937 Freysinger D11/212
2,105,516 A * 1/1938 Anderson A44B 11/02
24/163 R
D114,271 S * 4/1939 Poux D11/221

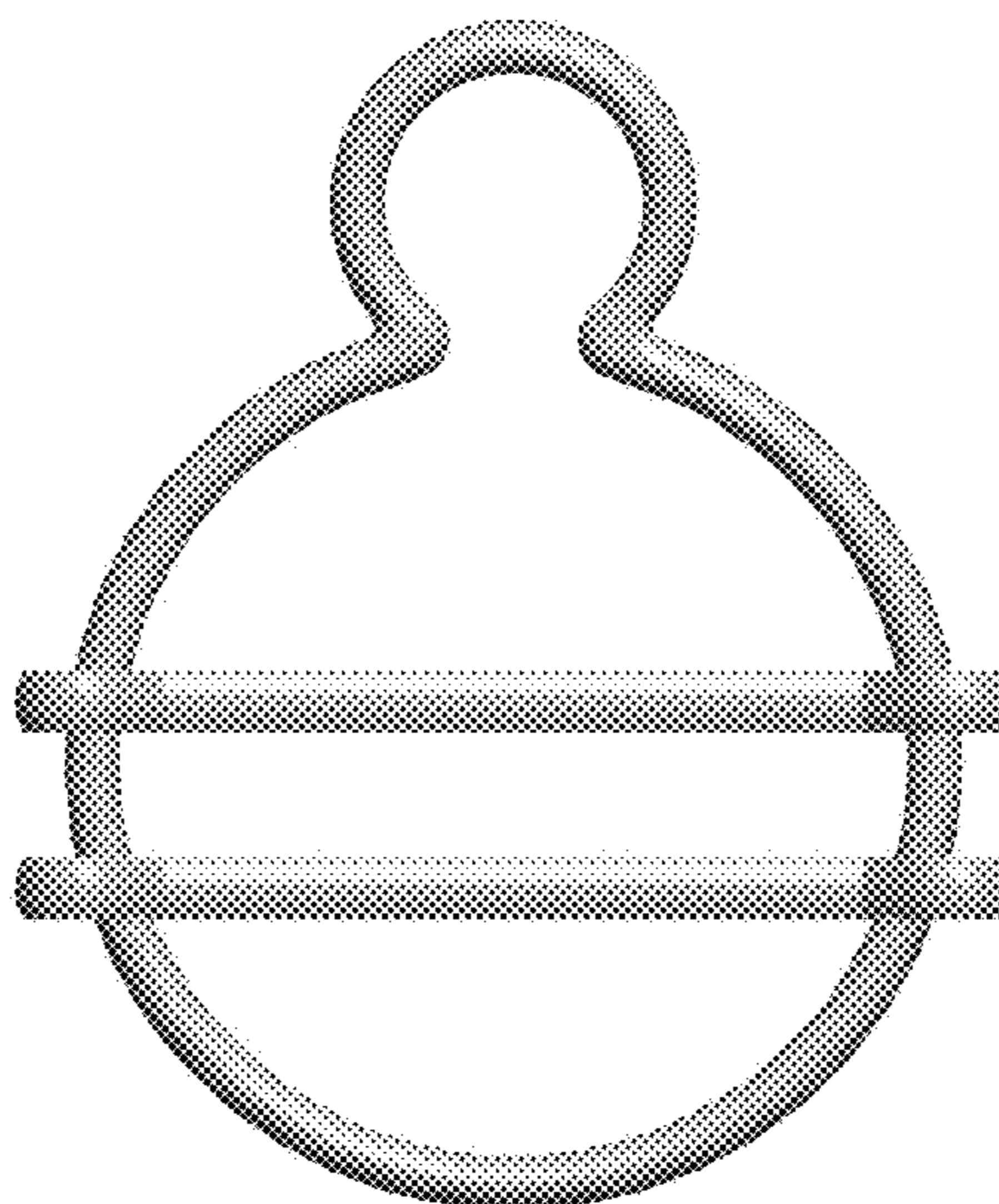
(57) **CLAIM**

The ornamental design for a buckle, as shown and described.

DESCRIPTION

The patent or application file contains at least one drawing executed in color. Copies of this patent or patent application publication with color drawing(s) will be provided by the Office upon request and payment of the necessary fee.
FIG. 1 is a front elevational view of a buckle showing my new design;
FIG. 2 is a rear elevational view thereof;
FIG. 3 is a right side view thereof;
FIG. 4 is a left side view thereof;
FIG. 5 is a top plan view thereof;
FIG. 6 is a bottom plan view thereof;
FIG. 7 is a first perspective view thereof;
FIG. 8 is a second perspective view thereof;
FIG. 9 is a third perspective view thereof;
FIG. 10 is a fourth perspective view thereof;
FIG. 11 is a fifth perspective view thereof; and,
FIG. 12 is a sixth perspective view thereof.

1 Claim, 12 Drawing Sheets
(12 of 12 Drawing Sheet(s) Filed in Color)



(56)

References Cited

U.S. PATENT DOCUMENTS

7,464,447 B2 * 12/2008 Khalifa A44B 11/266
24/615
D608,243 S * 1/2010 Di Girolami D11/221
D648,246 S * 11/2011 Hasegawa D11/221
D671,863 S * 12/2012 Keyaki D11/221
D691,918 S * 10/2013 Mio D11/221
D703,096 S * 4/2014 Kelleghan D11/218
D714,677 S * 10/2014 Zoon D11/1
D723,421 S * 3/2015 Rodormer D11/218

* cited by examiner

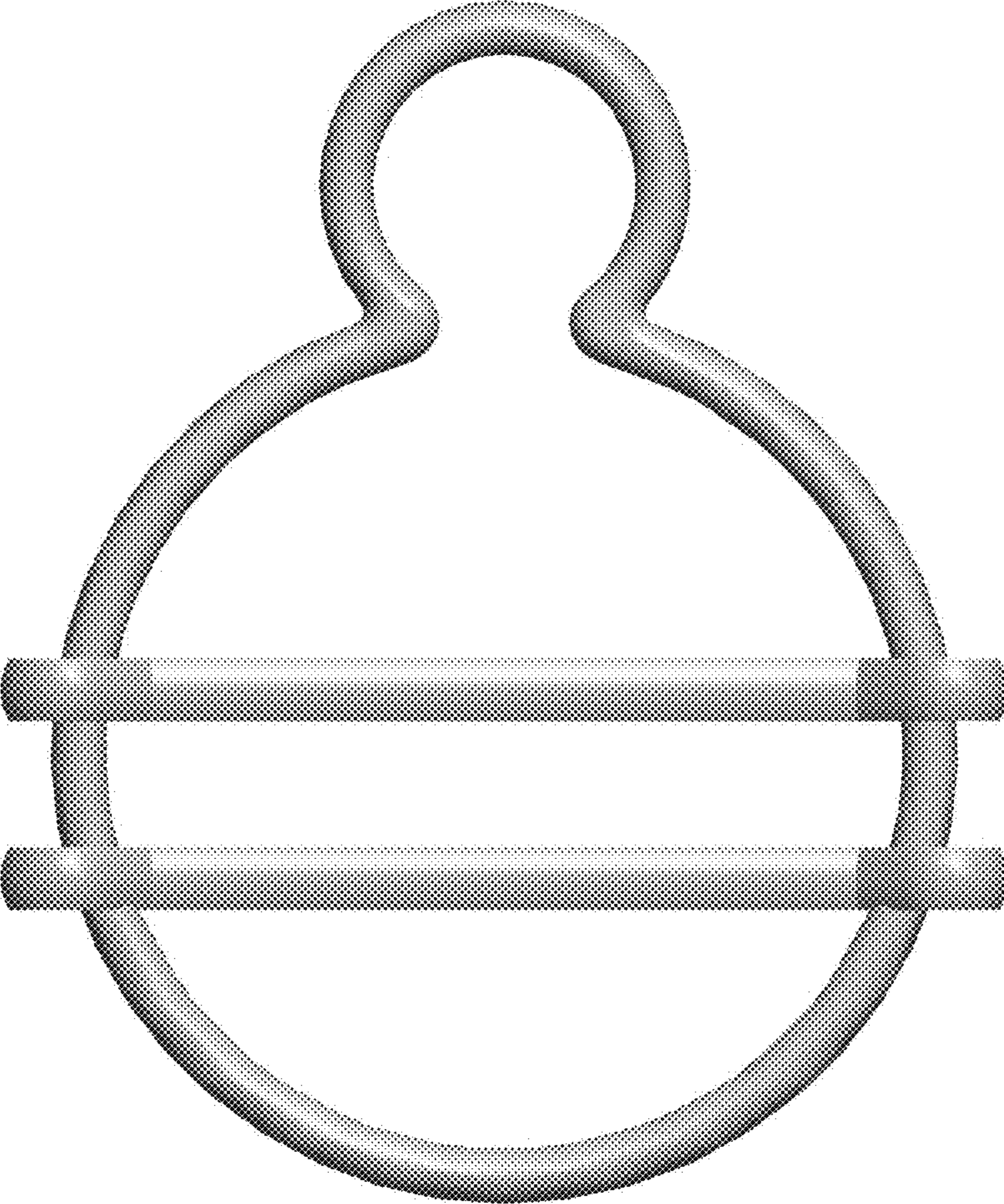


Fig. 1

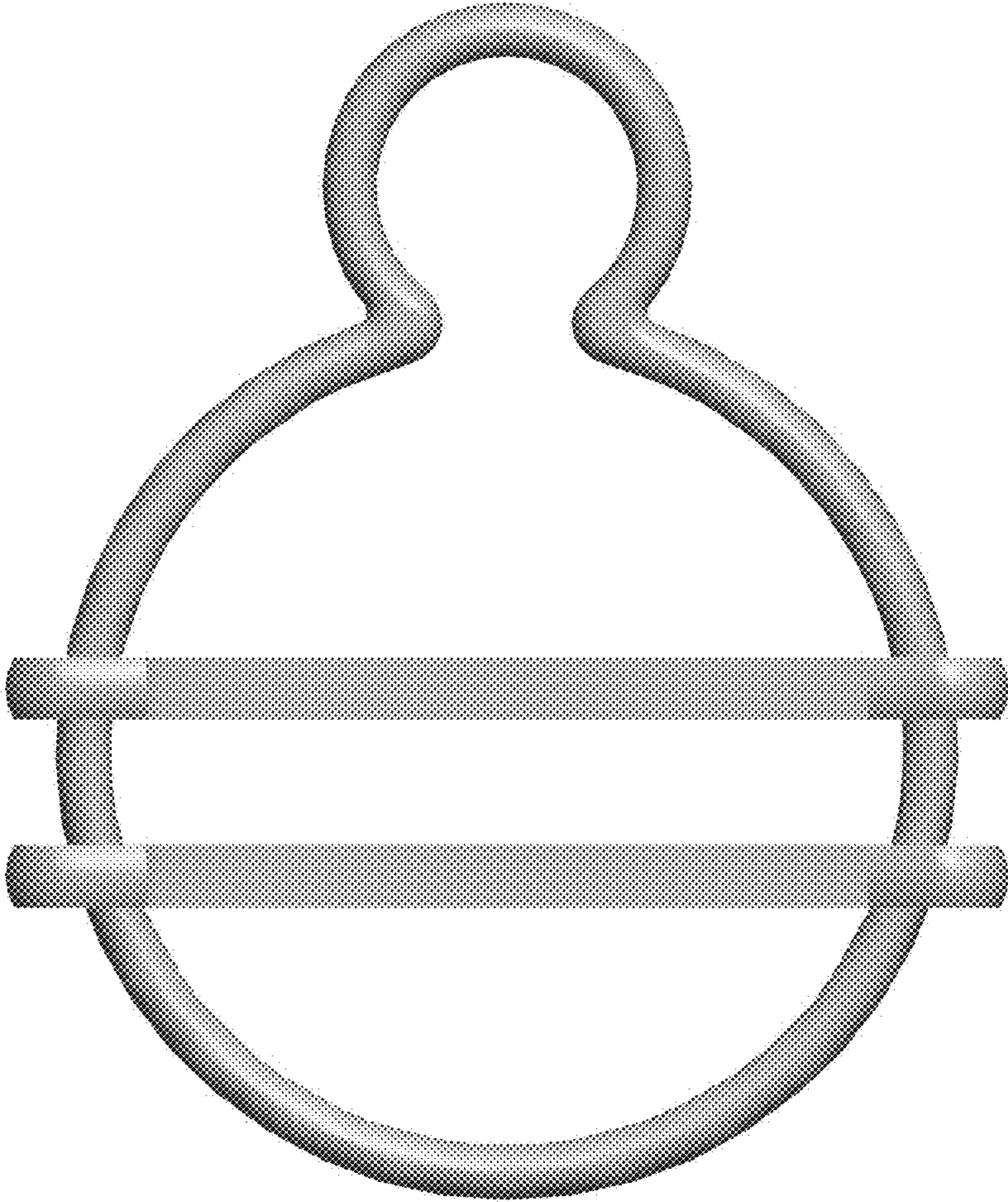


Fig. 2




Fig. 3

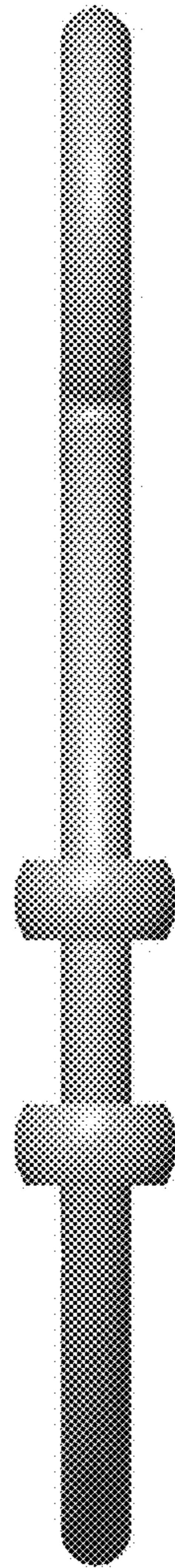


Fig. 4




Fig. 5




Fig. 6




Fig. 7




Fig. 8

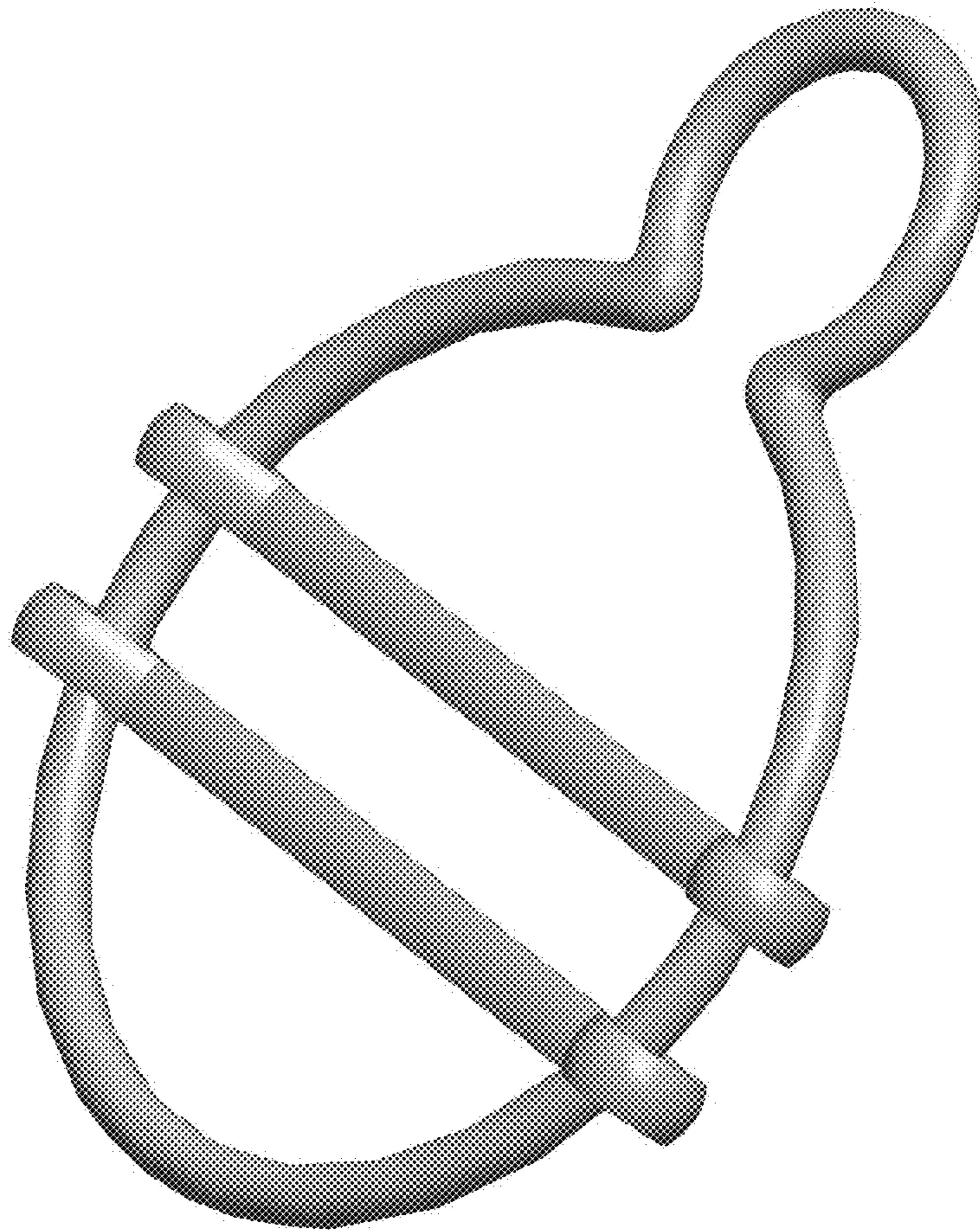


Fig. 9

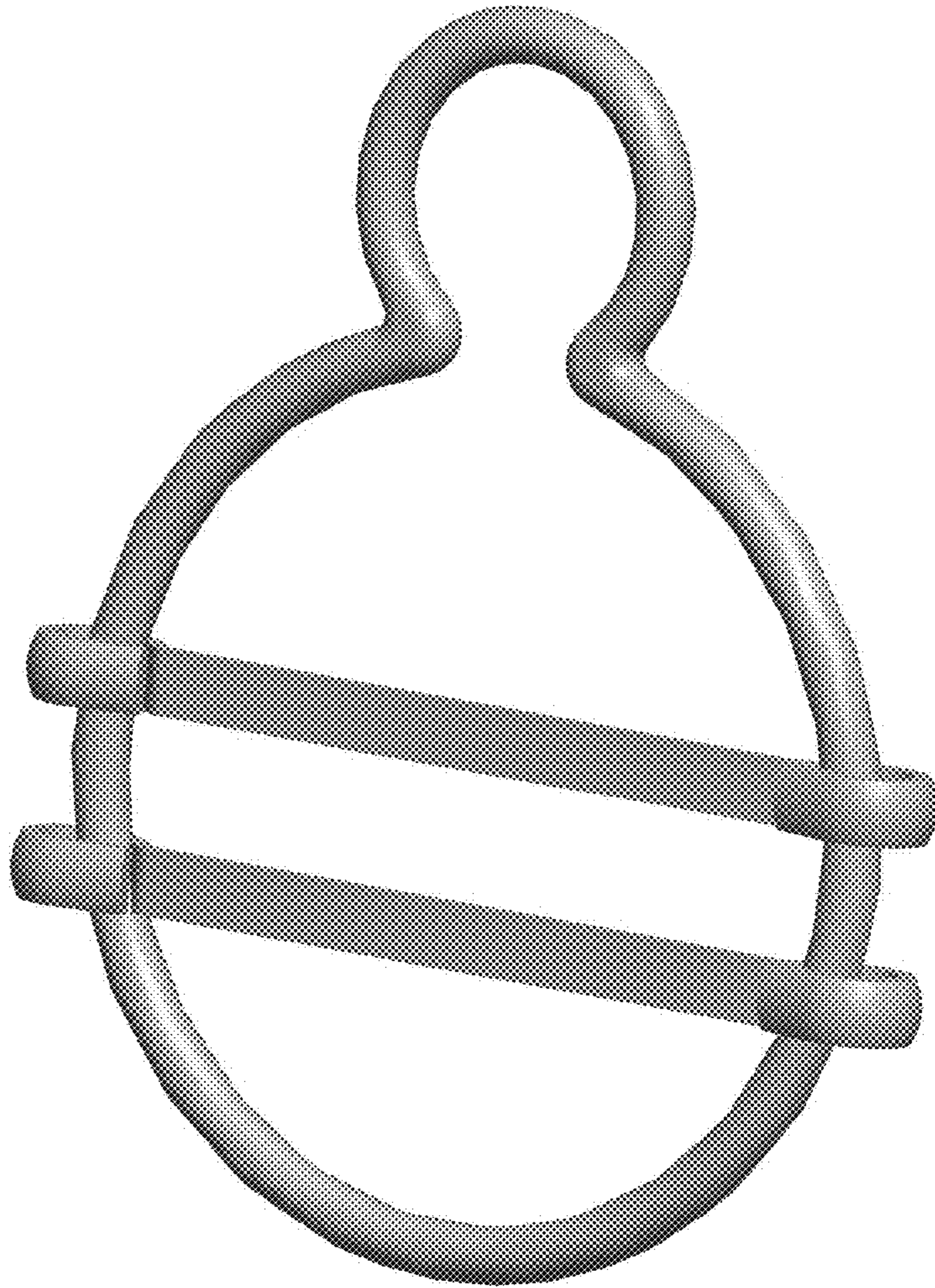


Fig. 10

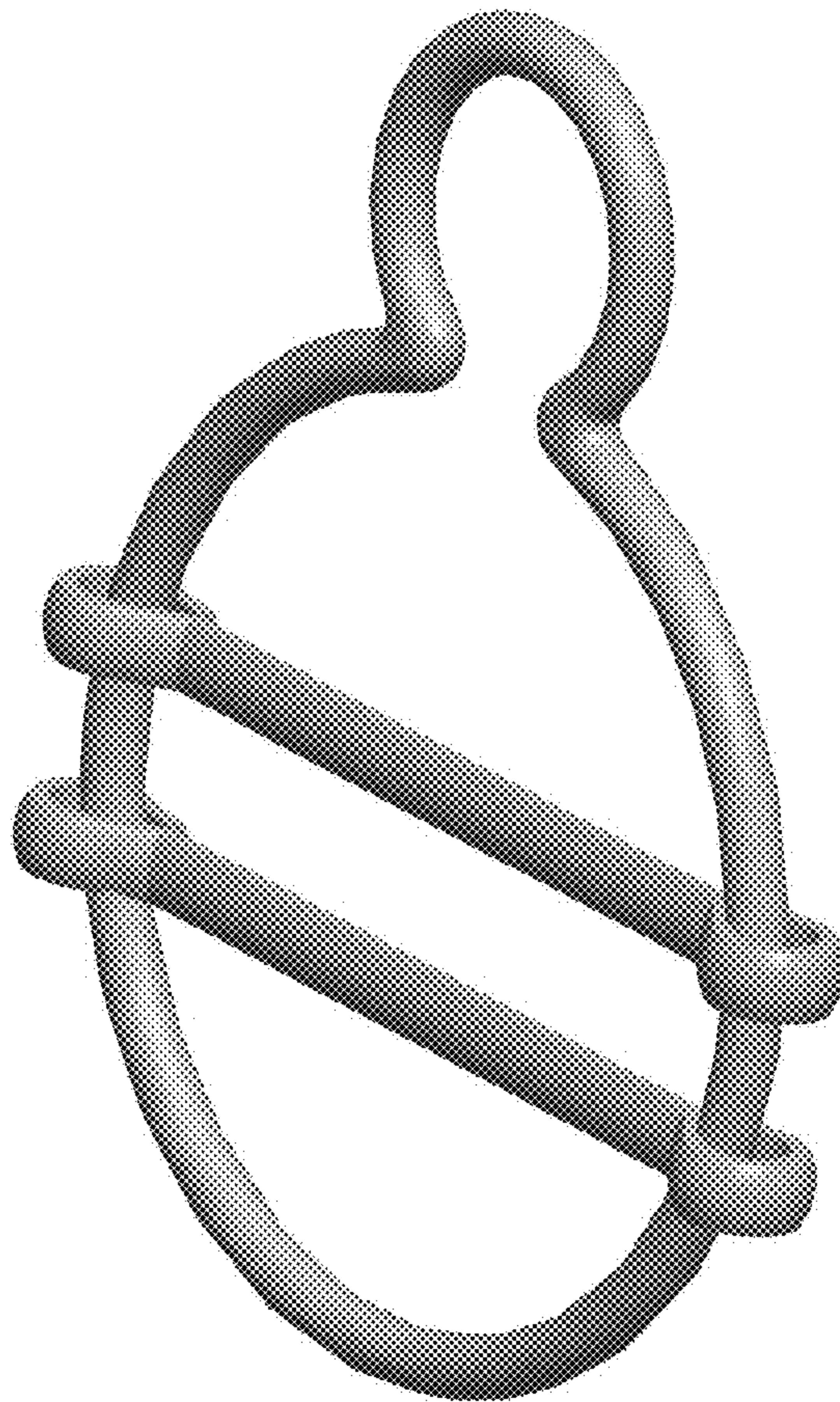


Fig. 11

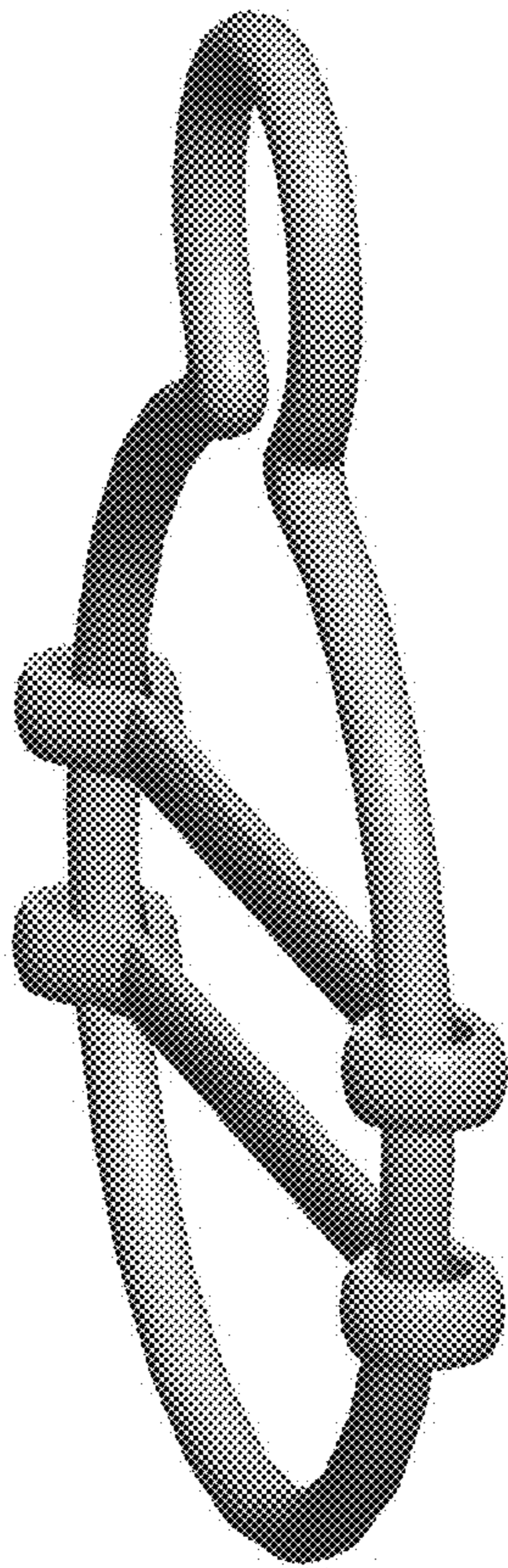


Fig. 12