



US00D801218S

(12) **United States Design Patent** (10) **Patent No.:** **US D801,218 S**  
**Wong** (45) **Date of Patent:** **\*\* Oct. 31, 2017**

(54) **BUCKLE**  
(71) Applicant: **GLORY METAL PRODUCTS MANUFACTURING LTD.**, Hong Kong (HK)  
(72) Inventor: **Hon Wah Wong**, Hong Kong (HK)  
(73) Assignee: **GLORY METAL PRODUCTS MANUFACTURING LTD.**, Hong Kong (HK)  
(\*\*) Term: **15 Years**  
(21) Appl. No.: **29/546,409**  
(22) Filed: **Nov. 23, 2015**  
(51) **LOC (10) Cl.** ..... **11-02**  
(52) **U.S. Cl.**  
USPC ..... **D11/212**  
(58) **Field of Classification Search**  
USPC ..... D11/200–219; 24/163 R, 169–171, 173, 24/177–179, 191, 194–195, 197, 200, 24/614–616, 625, 198, 578.11, 578.1, 24/163 K, 114, 196, 387, 316; D2/853, D2/624; 63/20; D30/153  
CPC ..... A44B 11/26; A44B 11/25; A44B 11/06; A44B 11/04; A44B 11/10; A41F 9/00  
See application file for complete search history.

(56) **References Cited**  
U.S. PATENT DOCUMENTS  
D56,042 S \* 8/1920 Warner ..... D11/212  
1,988,890 A \* 1/1935 Fenton ..... A44B 11/04  
24/200  
2,062,734 A \* 12/1936 Troendly ..... A44B 11/04  
24/163 R  
D102,681 S \* 1/1937 Freysinger ..... D11/212  
2,105,516 A \* 1/1938 Anderson ..... A44B 11/02  
24/163 R

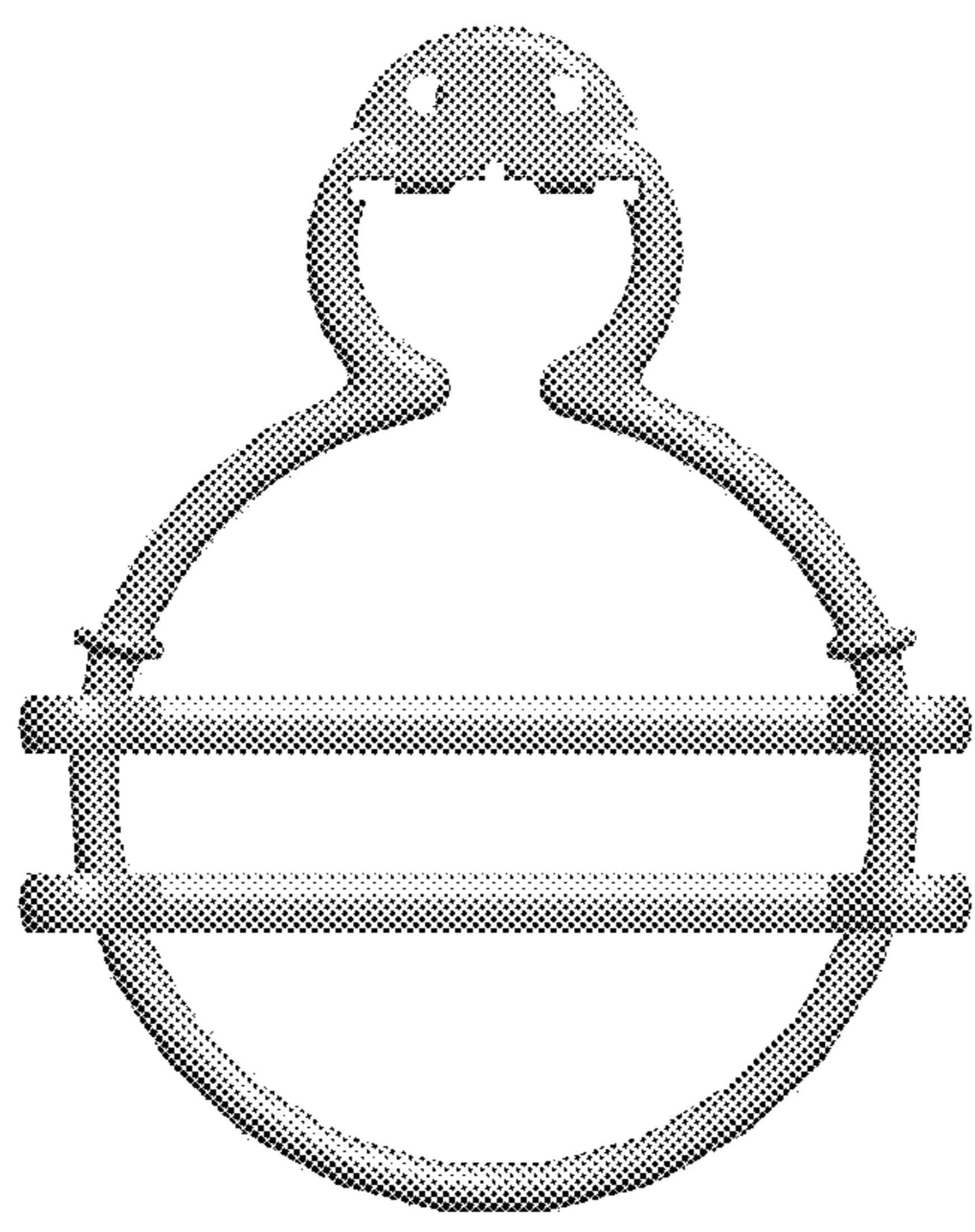
D114,271 S \* 4/1939 Poux ..... D11/221  
2,320,152 A \* 5/1943 Mefford ..... A41F 11/04  
24/163 R  
2,497,401 A \* 2/1950 Elwell ..... A41F 11/12  
24/197  
D157,888 S \* 3/1950 Muller ..... D11/218  
D306,272 S \* 2/1990 Kruger ..... D11/212  
5,156,023 A \* 10/1992 Bevolo ..... A44C 1/00  
24/103  
5,765,232 A \* 6/1998 Pryor ..... A41D 1/16  
2/216  
D413,079 S \* 8/1999 Kobayashi ..... D11/212  
D579,819 S \* 11/2008 Brown ..... D11/231  
7,464,447 B2 \* 12/2008 Khalifa ..... A44B 11/266  
24/615  
D608,243 S \* 1/2010 Di Girolami ..... D11/221  
D648,246 S \* 11/2011 Hasegawa ..... D11/221  
D671,863 S \* 12/2012 Keyaki ..... D11/221  
D691,918 S \* 10/2013 Mio ..... D11/221  
D703,096 S \* 4/2014 Kelleghan ..... D11/218  
D714,677 S \* 10/2014 Zoon ..... D11/1  
D723,421 S \* 3/2015 Rodormer ..... D11/218

\* cited by examiner  
*Primary Examiner* — Ralf Seifert

(57) **CLAIM**  
The ornamental design for a buckle, as shown and described.

**DESCRIPTION**  
FIG. 1 is a front elevational view of a buckle showing my new design;  
FIG. 2 is a rear elevational view thereof;  
FIG. 3 is a right side view thereof;  
FIG. 4 is a left side view thereof;  
FIG. 5 is a top plan view thereof;  
FIG. 6 is a bottom plan view thereof;  
FIG. 7 is a first perspective view thereof;  
FIG. 8 is a second perspective view thereof;  
FIG. 9 is a third perspective view thereof; and,  
FIG. 10 is a fourth perspective view thereof.

**1 Claim, 10 Drawing Sheets**



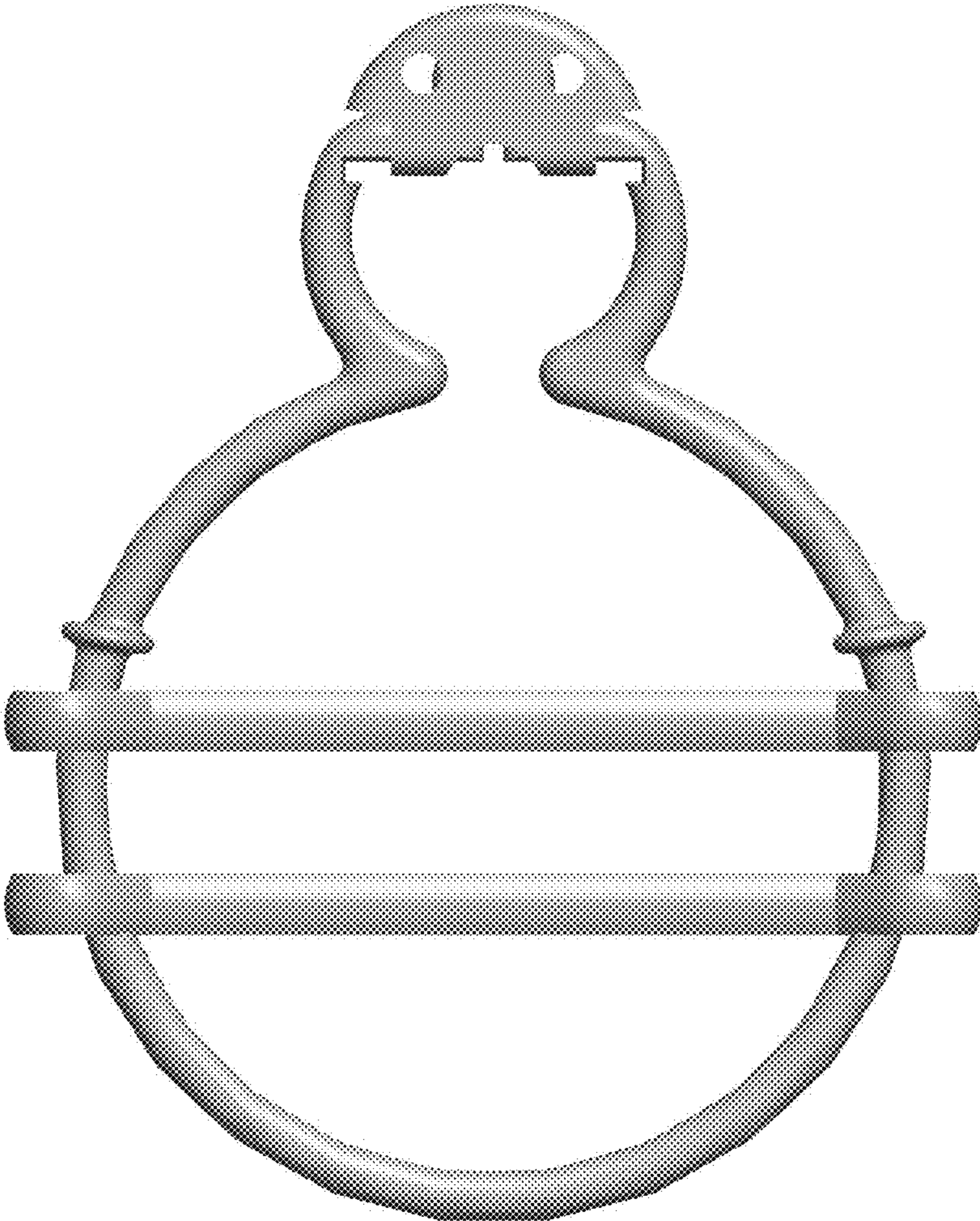


Fig. 1

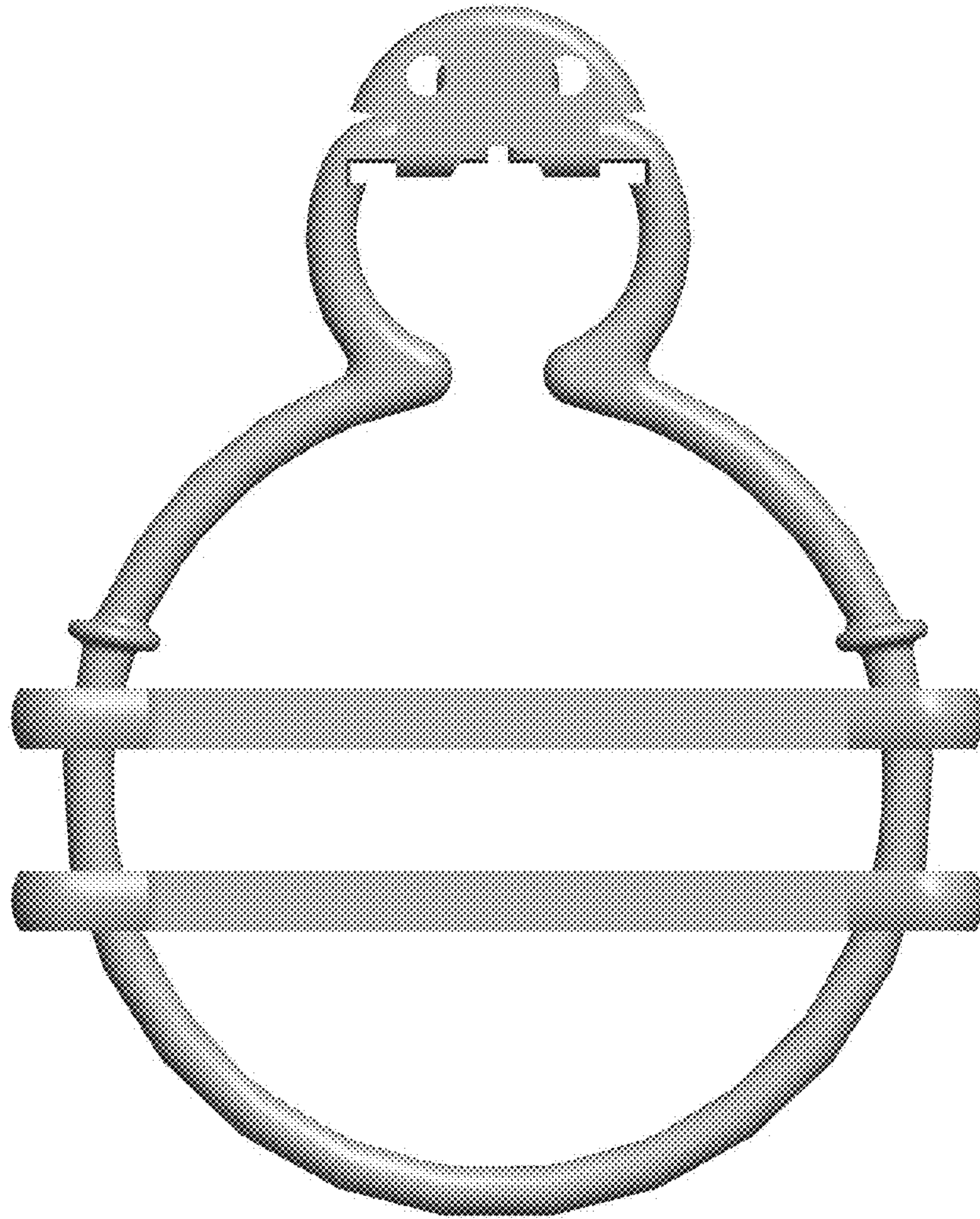


Fig. 2




Fig. 3




Fig. 4



Fig. 5



Fig. 6




Fig. 7



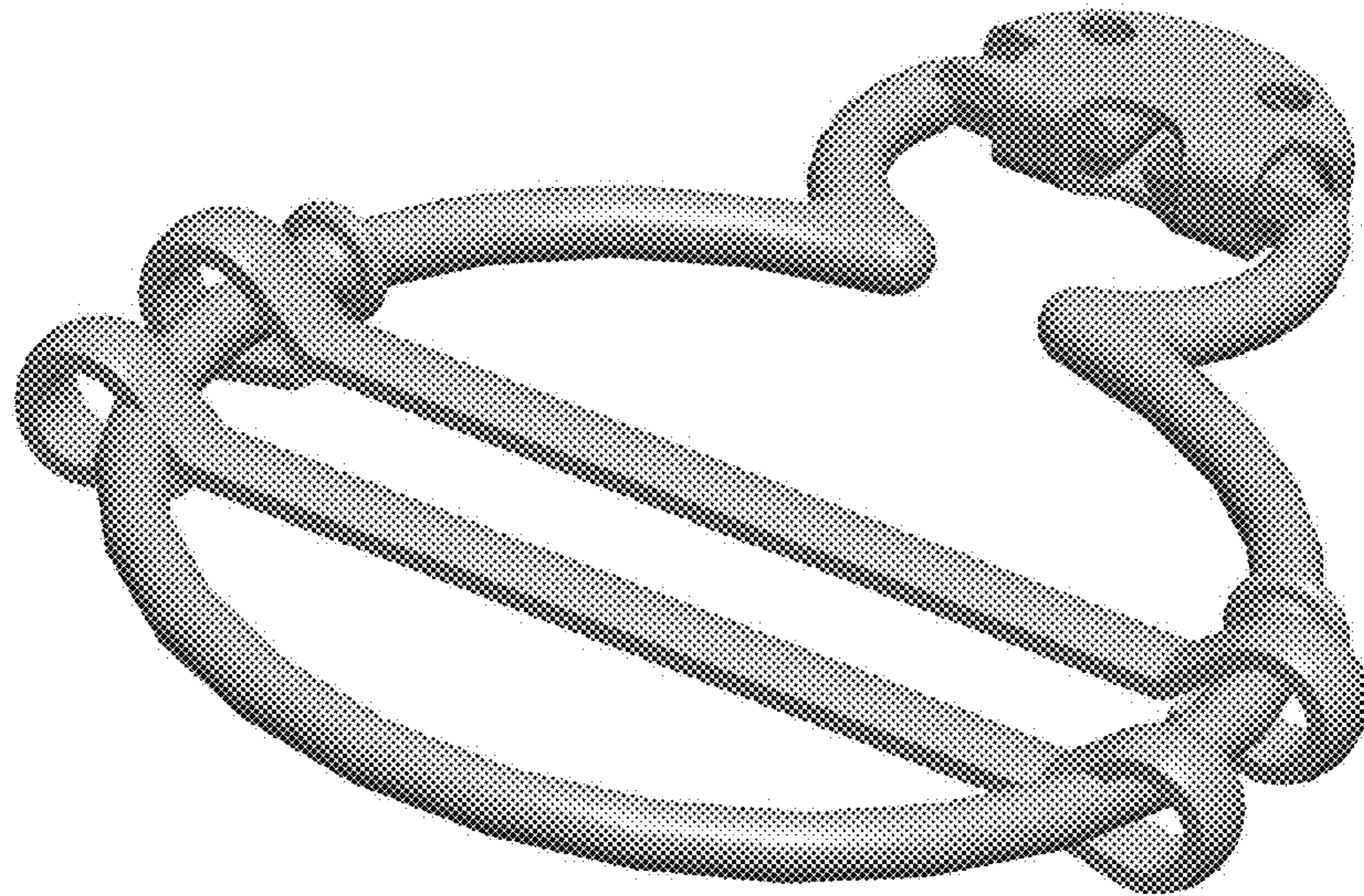


Fig. 8

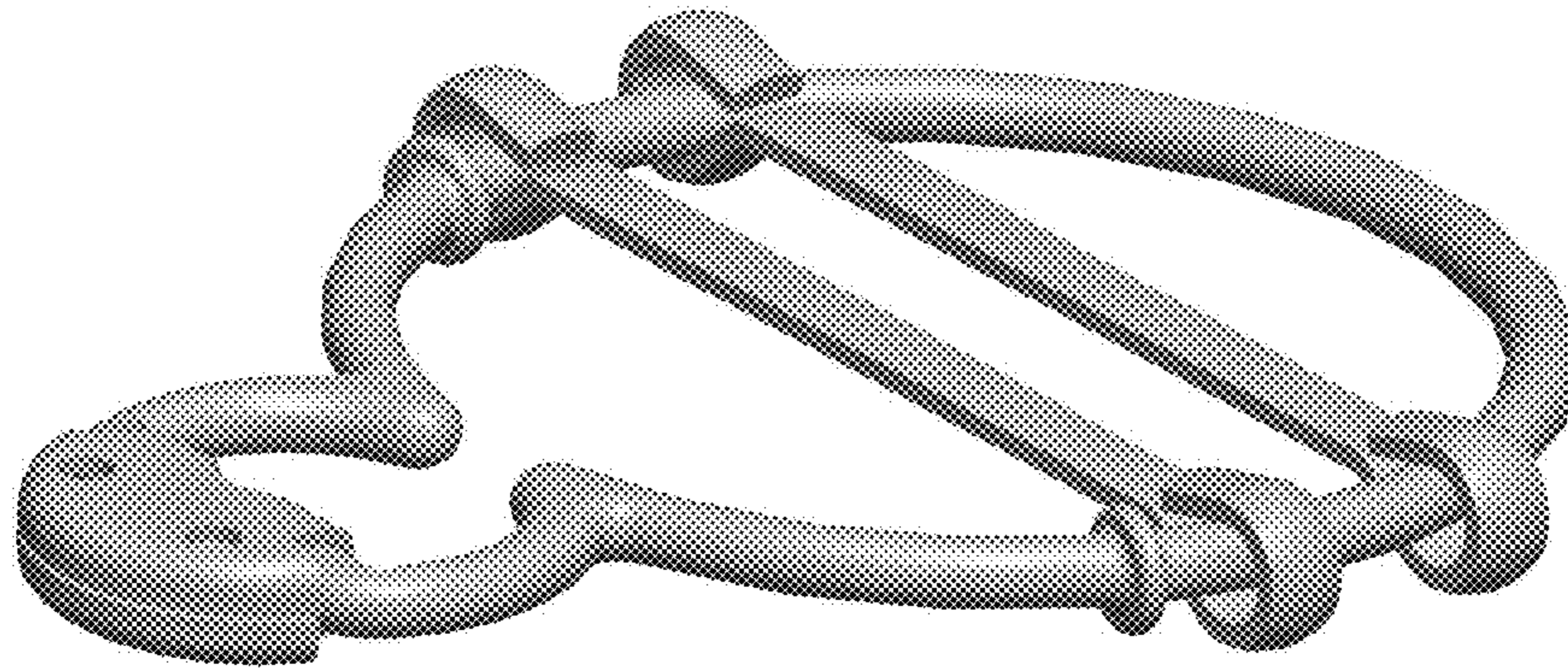


Fig. 9




Fig. 10