



US00D801216S

(12) **United States Design Patent**
Wong

(10) **Patent No.:** **US D801,216 S**
(45) **Date of Patent:** **** Oct. 31, 2017**

- (54) **BUCKLE**
- (71) Applicant: **GLORY METAL PRODUCTS MANUFACTURING LTD.**, Hong Kong (HK)
- (72) Inventor: **Hon Wah Wong**, Hong Kong (HK)
- (73) Assignee: **GLORY METAL PRODUCTS MANUFACTURING LTD.**, Hong Kong (HK)
- (**) Term: **15 Years**
- (21) Appl. No.: **29/546,407**
- (22) Filed: **Nov. 23, 2015**
- (51) **LOC (10) Cl.** **02-07**
- (52) **U.S. Cl.**
USPC **D11/212**
- (58) **Field of Classification Search**
USPC D11/200–219; 24/163 R, 169–171, 173, 24/177–179, 191, 194–195, 197, 200, 24/614–616, 625, 198, 578.11, 578.1, 24/163 K, 114, 196, 387, 316; D2/853, D2/624; 63/20; D30/153
CPC A44B 11/26; A44B 11/25; A44B 11/06; A44B 11/04; A44B 11/10; A41F 9/00
See application file for complete search history.

- 2,105,516 A * 1/1938 Anderson A44B 11/02
24/163 R
- 2,119,469 A * 5/1938 Kerngood A44B 11/18
2/336
- 2,320,152 A * 5/1943 Mefford A41F 11/04
24/163 R
- 2,497,401 A * 2/1950 Elwell A41F 11/12
24/197
- D157,888 S * 3/1950 Muller D11/218
- 5,156,023 A * 10/1992 Bevolo A44C 1/00
24/103
- D413,079 S * 8/1999 Kobayashi D11/212
- D579,819 S * 11/2008 Brown D11/231
- D580,600 S * 11/2008 Garcia D29/122
- D714,677 S * 10/2014 Zoon D11/1
- D723,421 S * 3/2015 Rodormer D11/218

* cited by examiner

Primary Examiner — Ralf Seifert

(56) **References Cited**

U.S. PATENT DOCUMENTS

- 198,097 A * 12/1877 Fries B62C 11/00
24/580.11
- D56,042 S * 8/1920 Warner D11/212
- 1,988,890 A * 1/1935 Fenton A44B 11/04
24/200
- 2,062,734 A * 12/1936 Troendly A44B 11/04
24/163 R
- D102,681 S * 1/1937 Freysinger D11/212


(57) **CLAIM**

The ornamental design for a buckle, as shown and described.

DESCRIPTION

FIG. 1 is a front elevational view of a buckle showing my new design;
 FIG. 2 is a rear elevational view thereof;
 FIG. 3 is a left side view thereof;
 FIG. 4 is a right side view thereof;
 FIG. 5 is a top plan view thereof;
 FIG. 6 is a bottom plan view thereof;
 FIG. 7 is a first perspective view thereof;
 FIG. 8 is a second perspective view thereof;
 FIG. 9 is a third perspective view thereof;
 FIG. 10 is a fourth perspective view thereof;
 FIG. 11 is a fifth perspective view thereof; and,
 FIG. 12 is a sixth perspective view thereof.

1 Claim, 12 Drawing Sheets



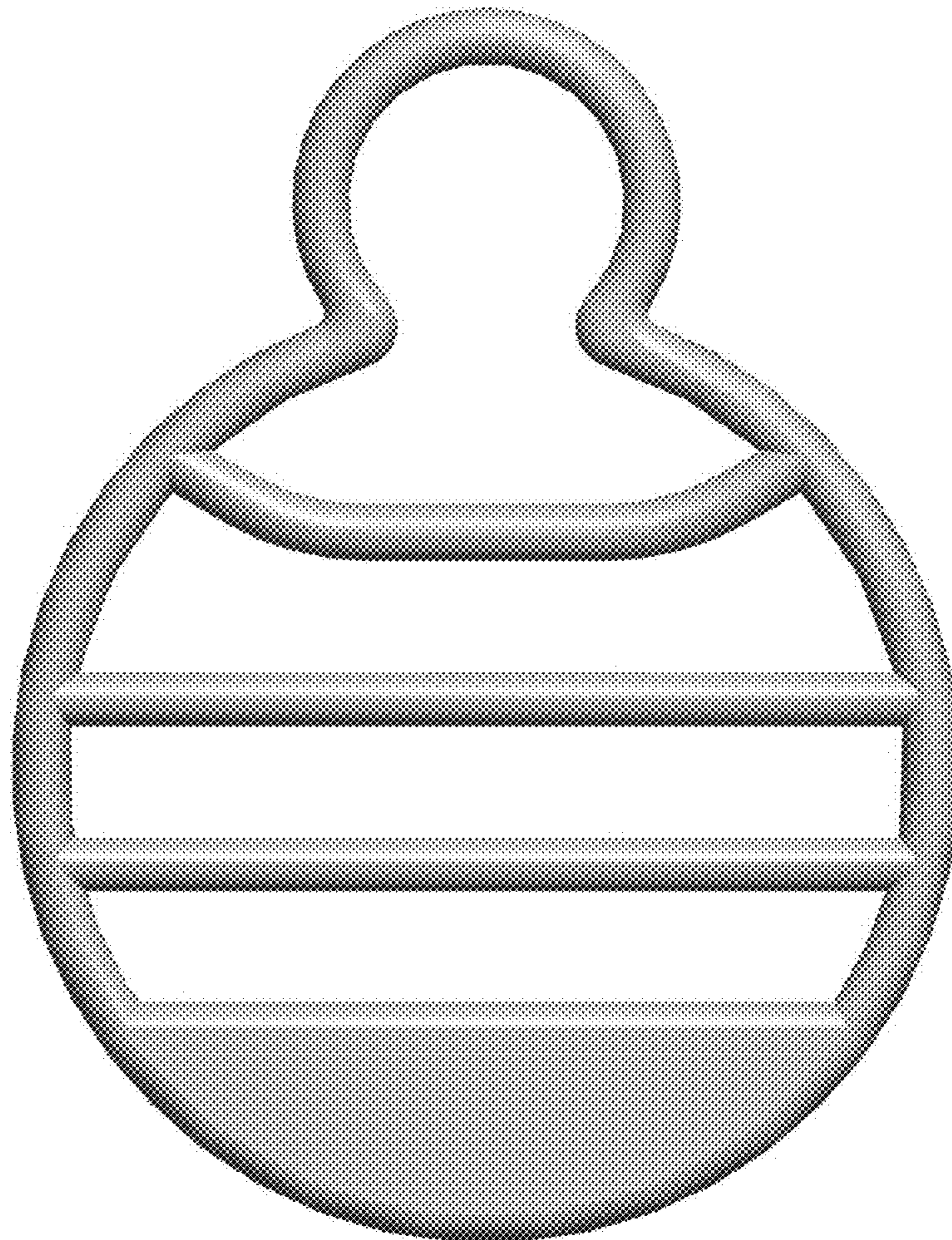


Fig. 1

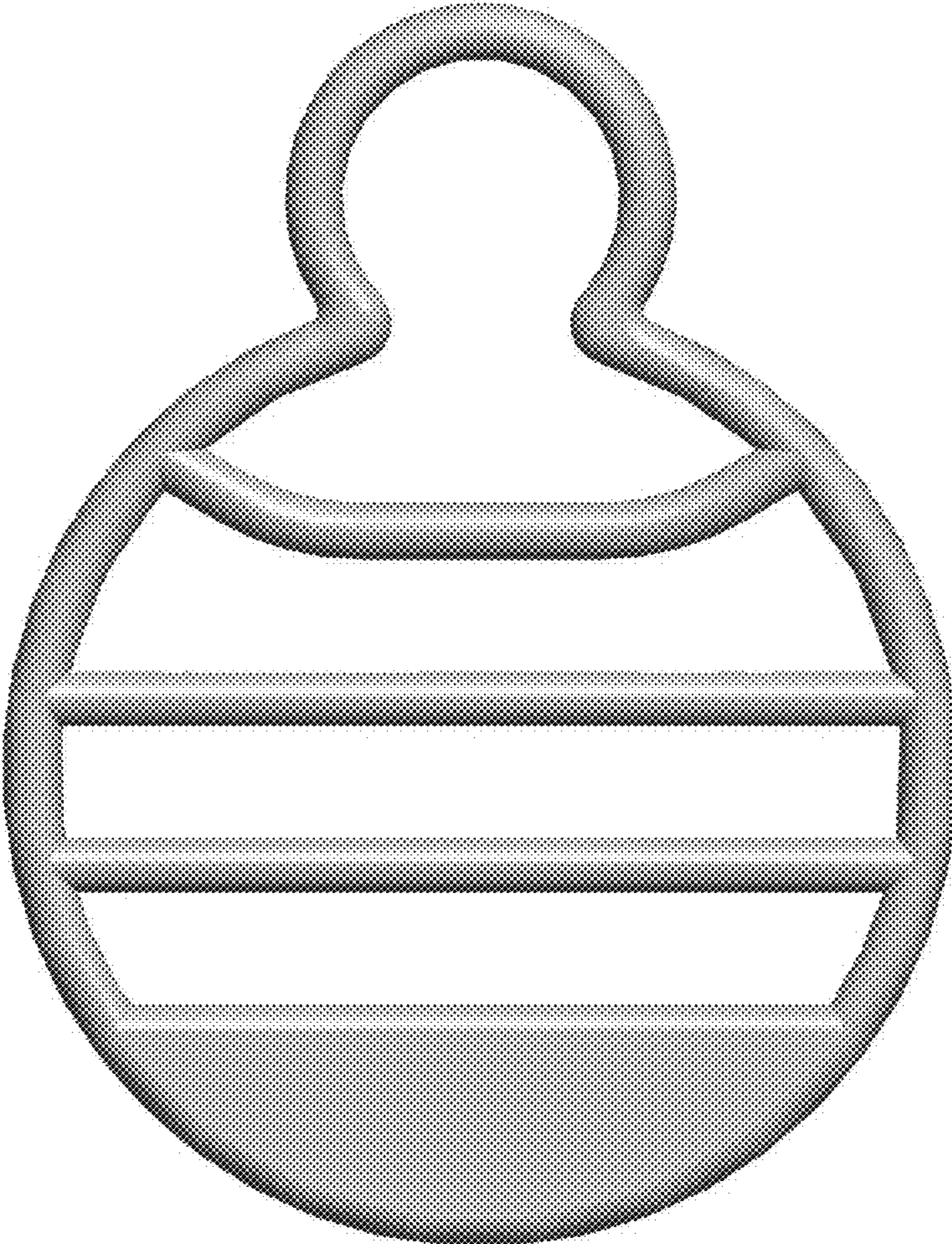


Fig. 2




Fig. 3




Fig. 4




Fig. 5




Fig. 6




Fig. 7




Fig. 8

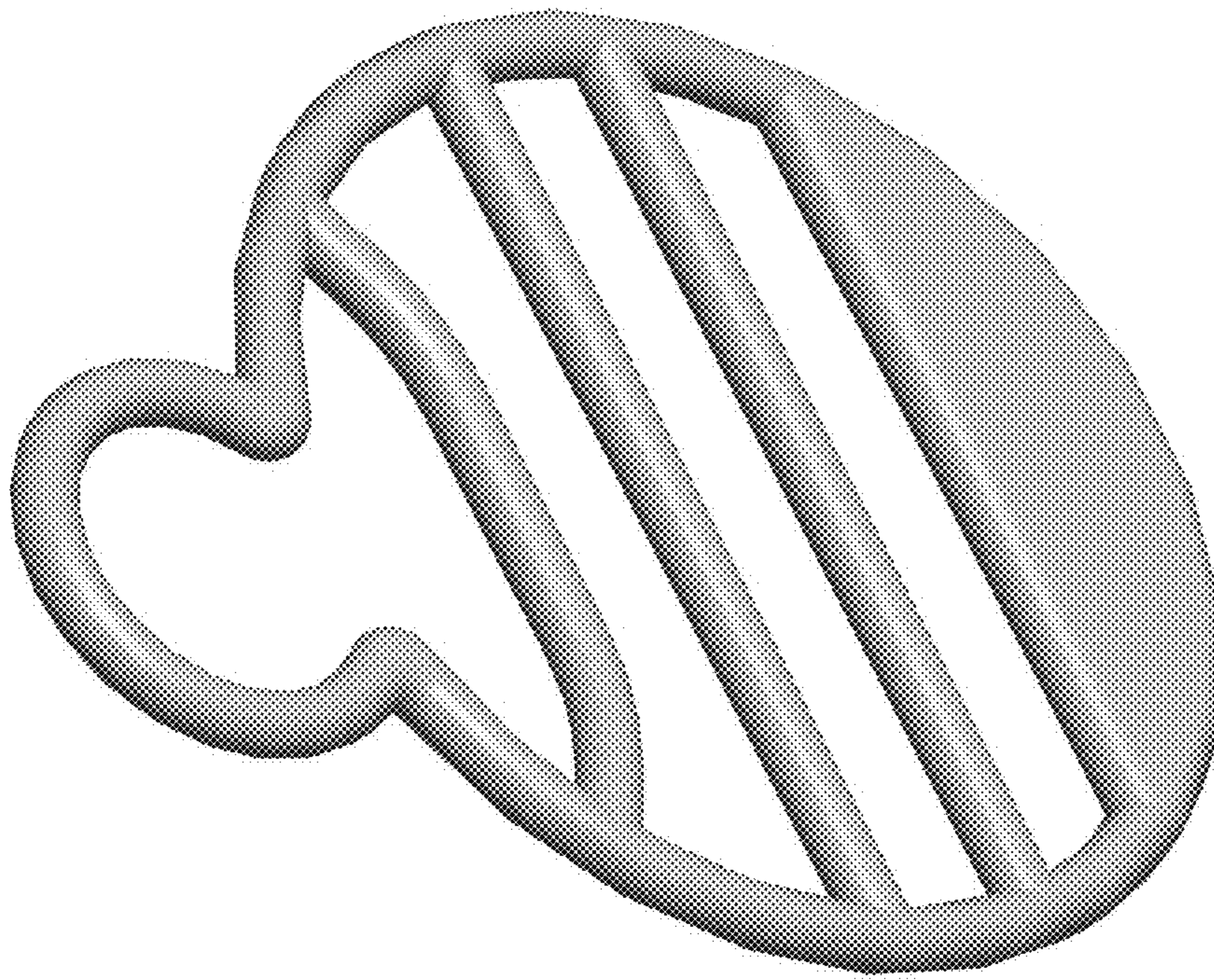


Fig. 9




Fig. 10




Fig. 11




Fig. 12