



US00D801205S

(12) **United States Design Patent** (10) **Patent No.:** **US D801,205 S**  
**Blotacker** (45) **Date of Patent:** **\*\* Oct. 31, 2017**

(54) **DIAL**

(56) **References Cited**

(71) Applicant: **HARRY WINSTON SA,**  
Plan-les-Ouates (CH)  
(72) Inventor: **Coralie Blotacker,** Vulbens (FR)  
(73) Assignee: **HARRY WINSTON SA,**  
Plan-les-Ouates (CH)  
(\*\*) Term: **15 Years**

U.S. PATENT DOCUMENTS

D268,084 S *	3/1983	Haggard	.....	D25/100
D274,210 S *	6/1984	Haggard	.....	D23/261
D285,406 S *	9/1986	Haggard	.....	D8/1
D291,049 S *	7/1987	Haggard	.....	D8/1
D351,361 S *	10/1994	Itoh	.....	D10/126
D703,497 S *	4/2014	Haggard	.....	D8/1
D710,732 S *	8/2014	Calvani	.....	D10/126
D729,099 S *	5/2015	Lasserre	.....	D10/126
D777,047 S *	1/2017	Blotacker	.....	D10/30
D778,177 S *	2/2017	Blotacker	.....	D10/30

(21) Appl. No.: **29/574,131**

\* cited by examiner

(22) Filed: **Aug. 12, 2016**

*Primary Examiner* — Sheryl Lane

*Assistant Examiner* — Calvin E Vansant

(30) **Foreign Application Priority Data**

(74) *Attorney, Agent, or Firm* — Donald J. Ranft; Collen

Feb. 12, 2016 (WO) ..... DM/089 747

(51) **LOC (10) Cl.** ..... **10-07**

(57) **CLAIM**

The ornamental design for a dial, as shown.

(52) **U.S. Cl.**

**DESCRIPTION**

USPC ..... **D10/126**

(58) **Field of Classification Search**

USPC ..... D10/1-39, 122-132; D11/224, 225;  
D23/261; D8/1

CPC ..... G04B 17/00; G04B 17/02; G04B 17/005;  
G04B 17/285; G04B 37/00; G04B 37/00;  
G04B 37/0058; G04B 45/00; G04B  
45/02; G04B 45/038; G04B 45/0069;  
G04B 45/0076; G04B 29/00

FIG. 1 is a front right perspective view of a dial showing my new design;

FIG. 2 is a front view thereof;

FIG. 3 is a rear view thereof;

FIG. 4 is a left side view thereof;

FIG. 5 is a right side view thereof;


FIG. 6 is a top view thereof;

FIG. 7 is a bottom view thereof; and,

FIG. 8 is a rear left perspective view thereof.

See application file for complete search history.

**1 Claim, 5 Drawing Sheets**



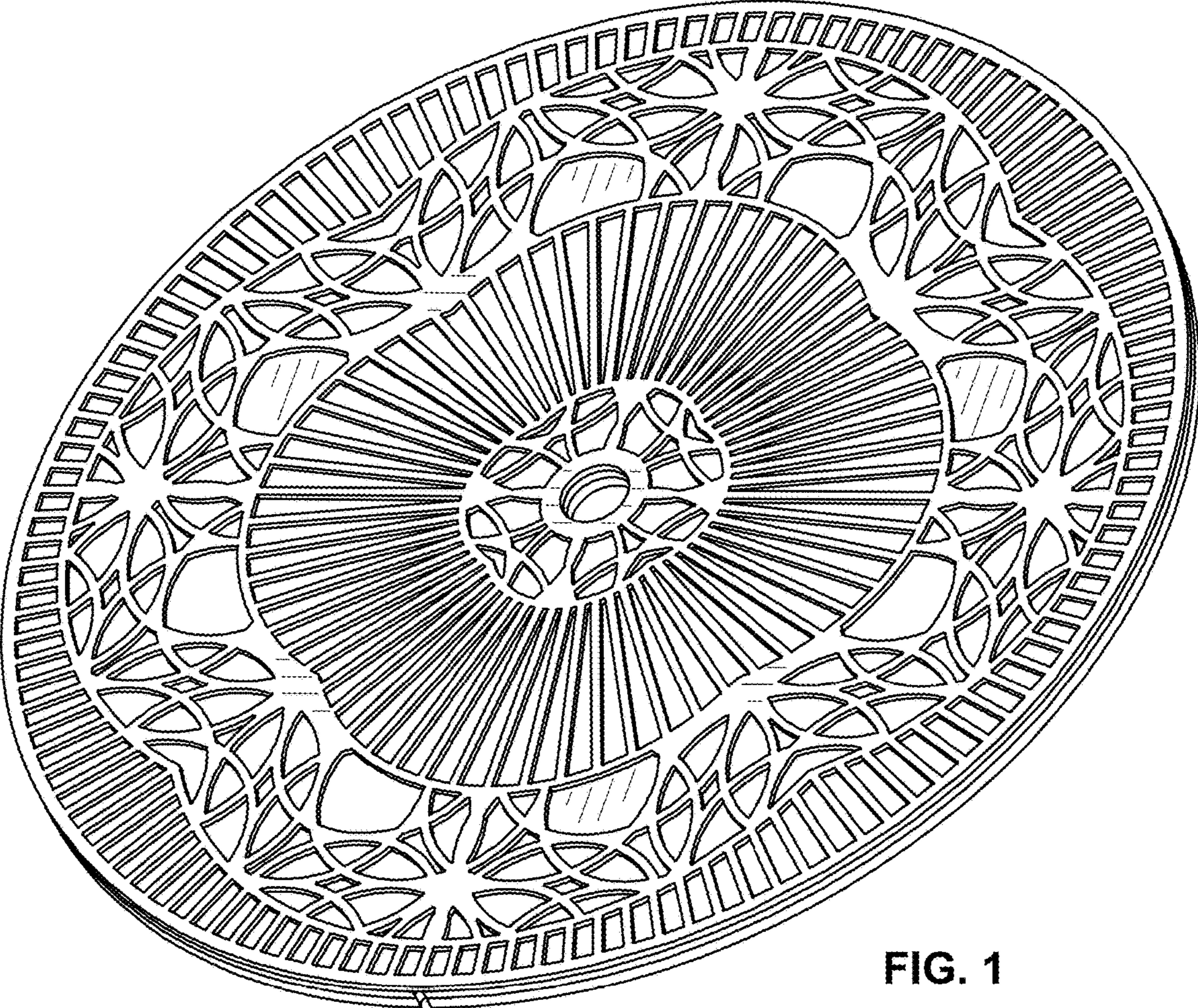


FIG. 1




FIG. 2

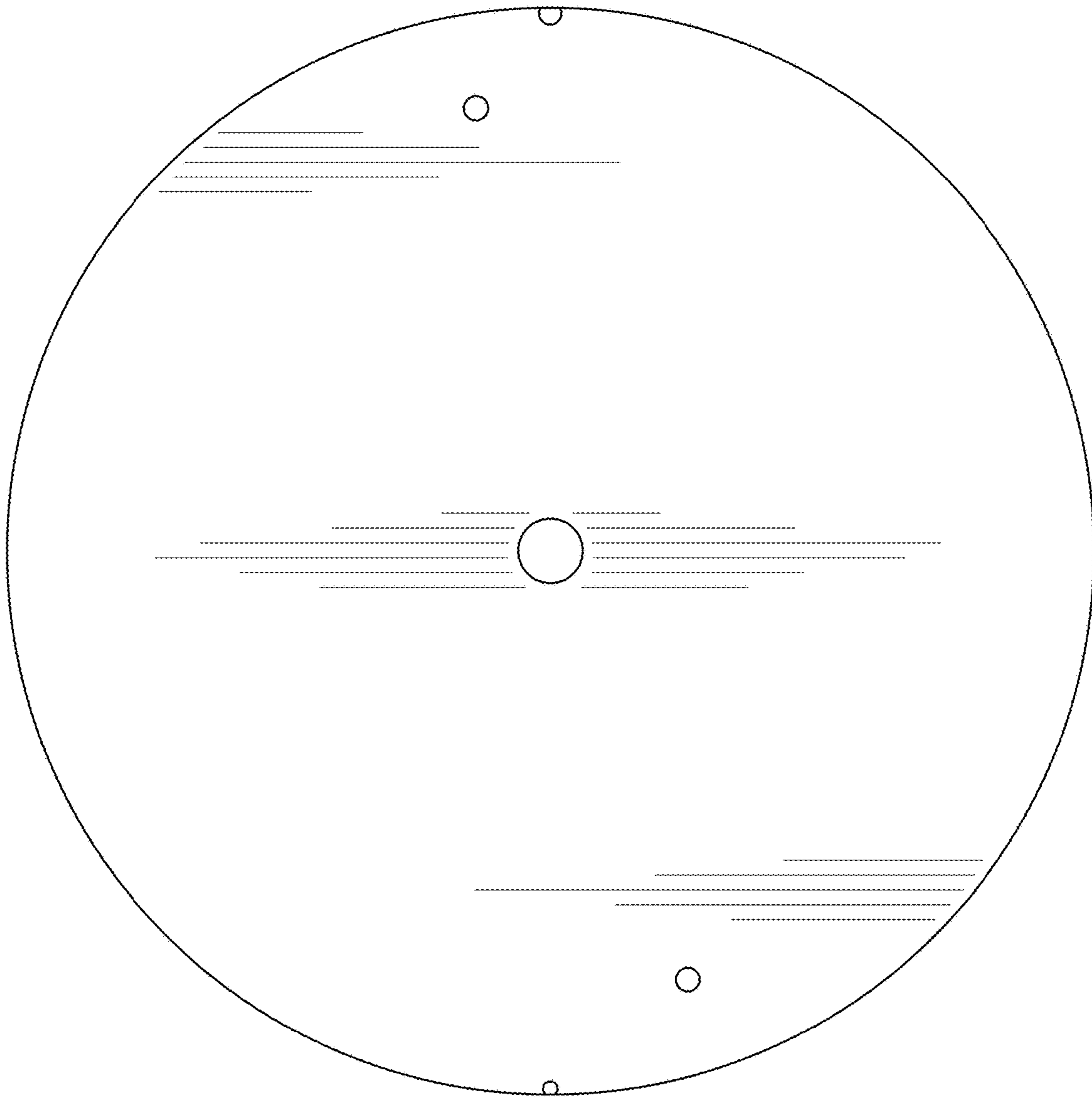


FIG. 3



FIG. 4




FIG. 5

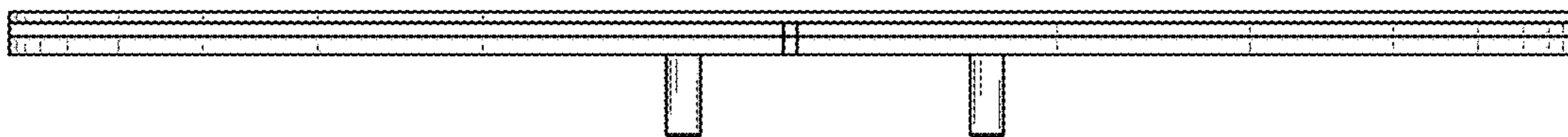


FIG. 6

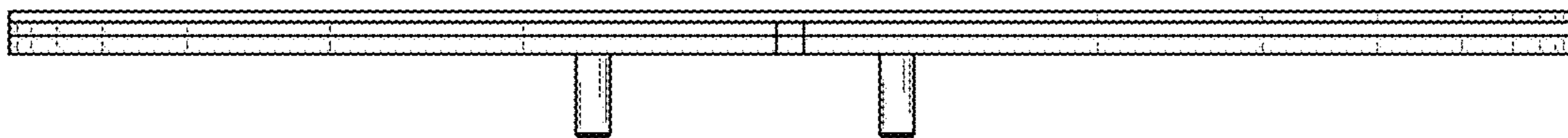


FIG. 7

