



US00D801199S

(12) **United States Design Patent** (10) **Patent No.:** **US D801,199 S**  
**Schwenk et al.** (45) **Date of Patent:** **\*\* Oct. 31, 2017**

(54) **GAME SCOREBOARD**

(71) Applicant: **REGELA GMBH**, Laichingen (DE)

(72) Inventors: **Gerd Schwenk**, Laichingen (DE);  
**Reiner Strohm**, Laichingen (DE)

(73) Assignee: **REGELA GMBH**, Laichingen (DE)

(\*\*) Term: **15 Years**

(21) Appl. No.: **35/500,890**

(22) Filed: **Nov. 2, 2015**

(80) **Hague Agreement Data**  
 Int. Filing Date: **Nov. 2, 2015**  
 Int. Reg. No.: **DM/088418**  
 Int. Reg. Date: **Nov. 2, 2015**  
 Int. Reg. Pub. Date: **May 6, 2016**

(51) **LOC (10) Cl.** ..... **21-01**

(52) **U.S. Cl.**  
 USPC ..... **D10/46.1**

(58) **Field of Classification Search**  
 USPC ..... **D10/46, 46.1**  
 CPC ..... **A63B 71/0672; A63B 71/0669**  
 See application file for complete search history.

(56) **References Cited**  
 U.S. PATENT DOCUMENTS

7,404,373 B2 *	7/2008	Bailey	.....	A63B 71/0672
				116/223
D601,441 S *	10/2009	Cowen	.....	D10/46.1
9,358,444 B2 *	6/2016	Ngo	.....	A63B 71/0669

(74) *Attorney, Agent, or Firm* — Collard & Roe, P.C.

(57) **CLAIM**  
 The ornamental design for a game scoreboard, as shown and described.

**DESCRIPTION**

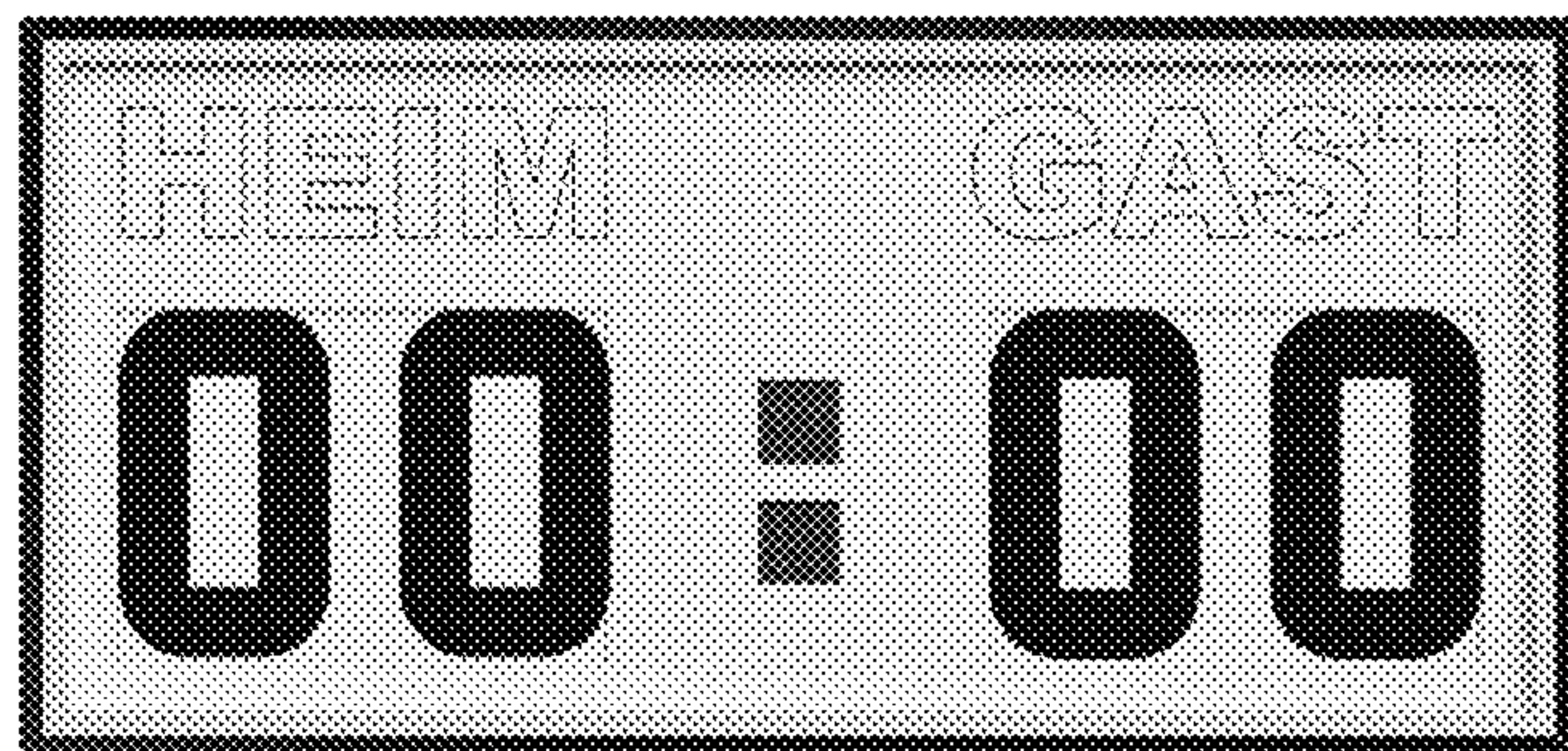
FIG. 1.1 shows a front view of one embodiment of our design for a game scoreboard;  
 FIG. 1.2 shows a left side, top and front perspective view thereof;  
 FIG. 1.3 shows a right side, top and front perspective view thereof;  
 FIG. 1.4 shows a bottom, left side and front perspective view thereof;  
 FIG. 1.5 shows a bottom, right side and front perspective view thereof;  
 FIG. 2.1 shows a front view of another embodiment of our design for a game scoreboard;  
 FIG. 2.2 shows a left side, top and front perspective view thereof;  
 FIG. 2.3 shows a right side, top and front perspective view thereof;  
 FIG. 2.4 shows a bottom, left side and front perspective view thereof;  
 FIG. 2.5 shows a bottom, right side and front perspective view thereof;  
 FIG. 3.1 shows a front view of another embodiment of our design for a game scoreboard;  
 FIG. 3.2 shows a left side, top and front perspective view thereof;  
 FIG. 3.3 shows a right side, top and front perspective view thereof;  
 FIG. 3.4 shows a bottom, left side and front perspective view thereof;  
 FIG. 3.5 shows a bottom, right side and front perspective view thereof.

The broken line showings of “HEIM” and “GAST” are included for illustrating portions of the scoreboard and form no part of the claimed design.

\* cited by examiner

Primary Examiner — George D Kirschbaum

1 Claim, 15 Drawing Sheets



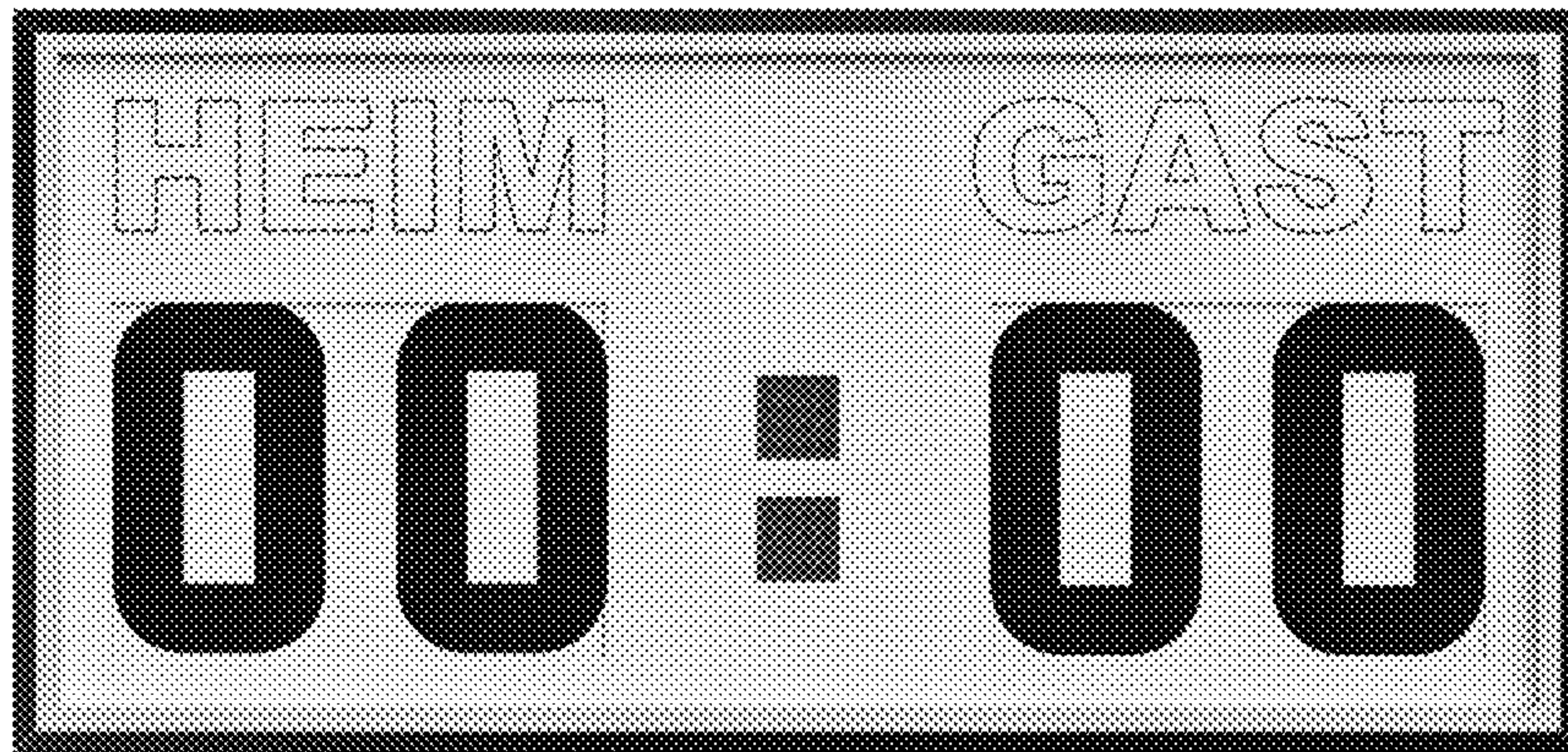


FIG. 1.1





FIG. 1.2



FIG. 1.3





FIG. 1.4



FIG. 1.5



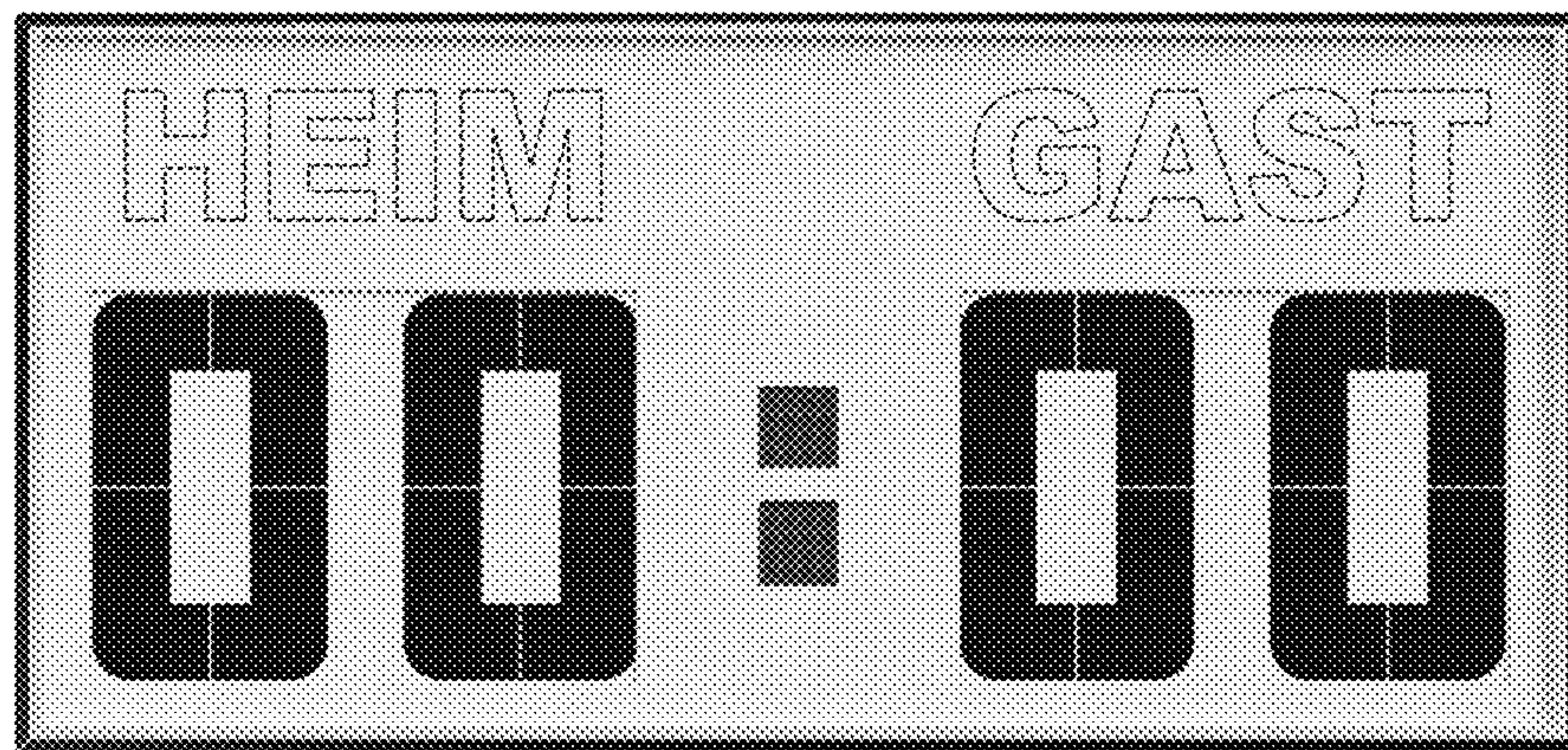


FIG. 2.1



FIG. 2.2





FIG. 2.3



FIG. 2.4





FIG. 2.5

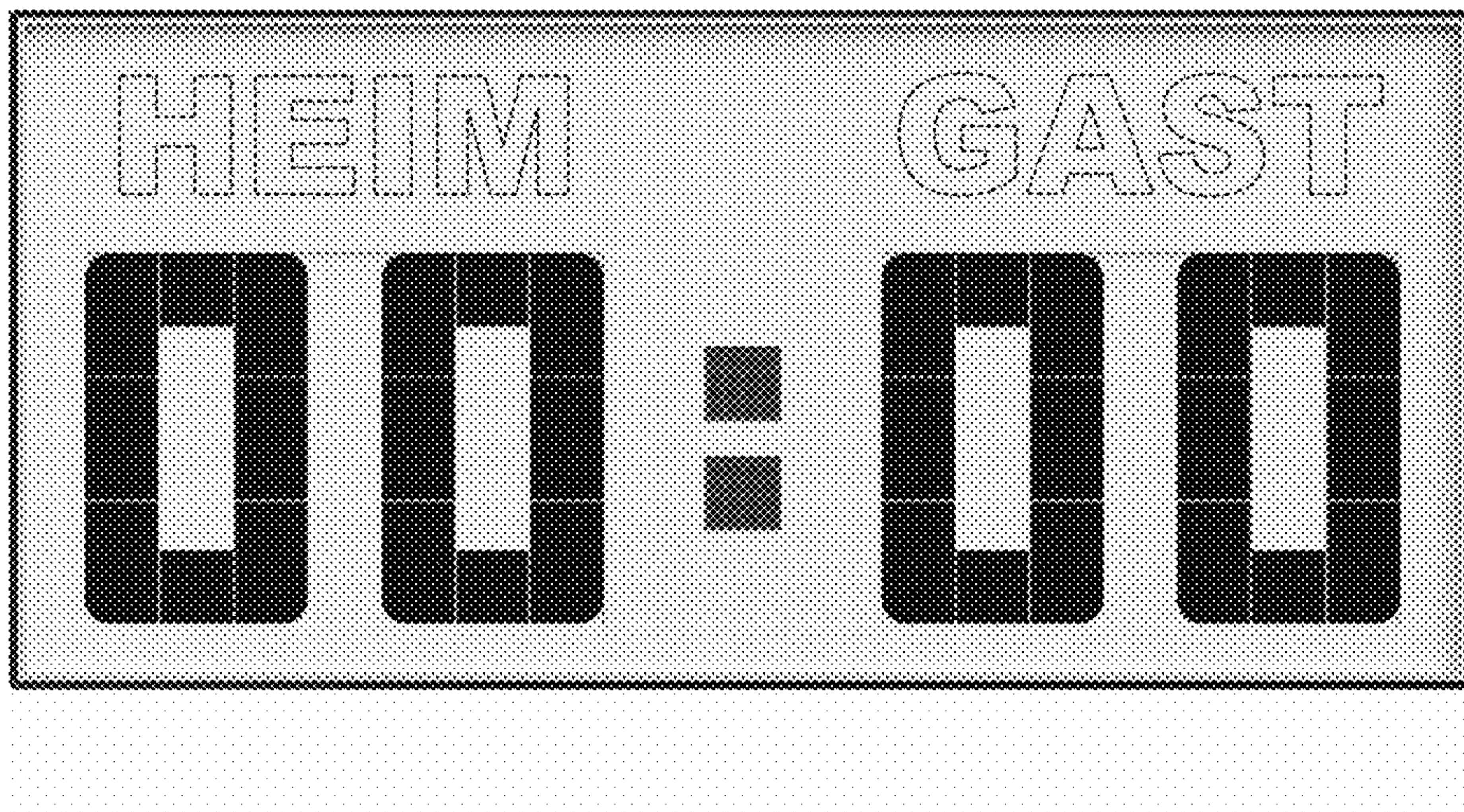


FIG. 3.1





FIG. 3.2



FIG. 3.3





FIG. 3.4



FIG. 3.5