



US00D801184S

(12) **United States Design Patent** (10) **Patent No.:** **US D801,184 S**
Trevino (45) **Date of Patent:** **** Oct. 31, 2017**

- (54) **SHOT GLASS BOTTLE**
- (71) Applicant: **Leobardo Trevino**, Hidalgo, TX (US)
- (72) Inventor: **Leobardo Trevino**, Hidalgo, TX (US)
- (**) Term: **15 Years**
- (21) Appl. No.: **29/566,418**
- (22) Filed: **May 30, 2016**
- (51) **LOC (10) Cl.** **09-01**
- (52) **U.S. Cl.**
USPC **D9/600; D9/504; D9/454**
- (58) **Field of Classification Search**
USPC D3/270, 271.1-271.4; D7/509-511,
D7/514-520, 523, 529, 598, 599, 604,
D7/613, 619.2, 623, 628, 300-300.1;
D9/600, 500-505, 516, 544-546, 549,
D9/558, 715, 719, 454; 206/457, 459.5,
206/527; 215/381-384, 400
CPC B65D 5/4258; B65D 81/60; B65D 81/365;
B65D 81/366; B65D 81/368; B65D
2203/00; B65D 2203/02
See application file for complete search history.

(56) **References Cited**
U.S. PATENT DOCUMENTS

D402,549 S * 12/1998 Nahum Albright D9/505
D477,225 S * 7/2003 Pinnavaia D9/454

D577,260 S *	9/2008	Bodum	D7/509
D592,061 S *	5/2009	Rica	D9/500
D613,996 S *	4/2010	Ross	D7/523
D618,964 S *	7/2010	Eisenhardt	D7/509
D620,742 S *	8/2010	Lion	D7/300
D666,912 S *	9/2012	Kawai	D9/454
D698,244 S *	1/2014	Lin	D9/500
D727,100 S *	4/2015	DelMuro	D7/509
D728,311 S *	5/2015	Eyal	D7/510
D728,314 S *	5/2015	Carstensen	D7/510
D755,635 S *	5/2016	Minorini	D9/544
D783,410 S *	4/2017	Bertaux	D9/503

* cited by examiner

Primary Examiner — Sandra Morris
(74) *Attorney, Agent, or Firm* — Rao DeBoer Osterrieder, PLLC; Erik J. Osterrieder

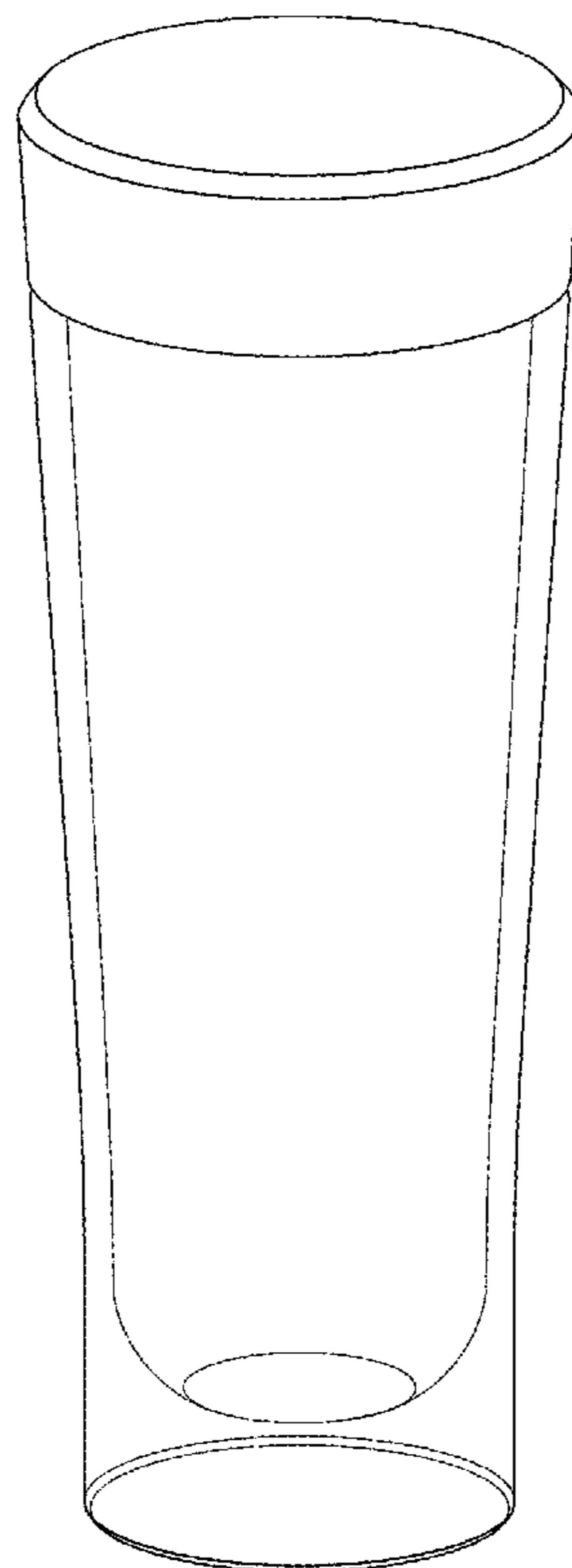
(57) **CLAIM**

The ornamental design for a shot glass bottle, as shown and described.

DESCRIPTION

FIG. 1 is a top plan view of the shot glass bottle;
FIG. 2 is a bottom plan view of the shot glass bottle;
FIG. 3 is a cross-sectional, side view of the shot glass bottle, wherein all side views are a mirror image thereof; and
FIG. 4 is another side view of the shot glass bottle, wherein all side views are a mirror image thereof; and,
FIG. 5 is an isometric view of the shot glass bottle.

1 Claim, 3 Drawing Sheets






FIG. 1

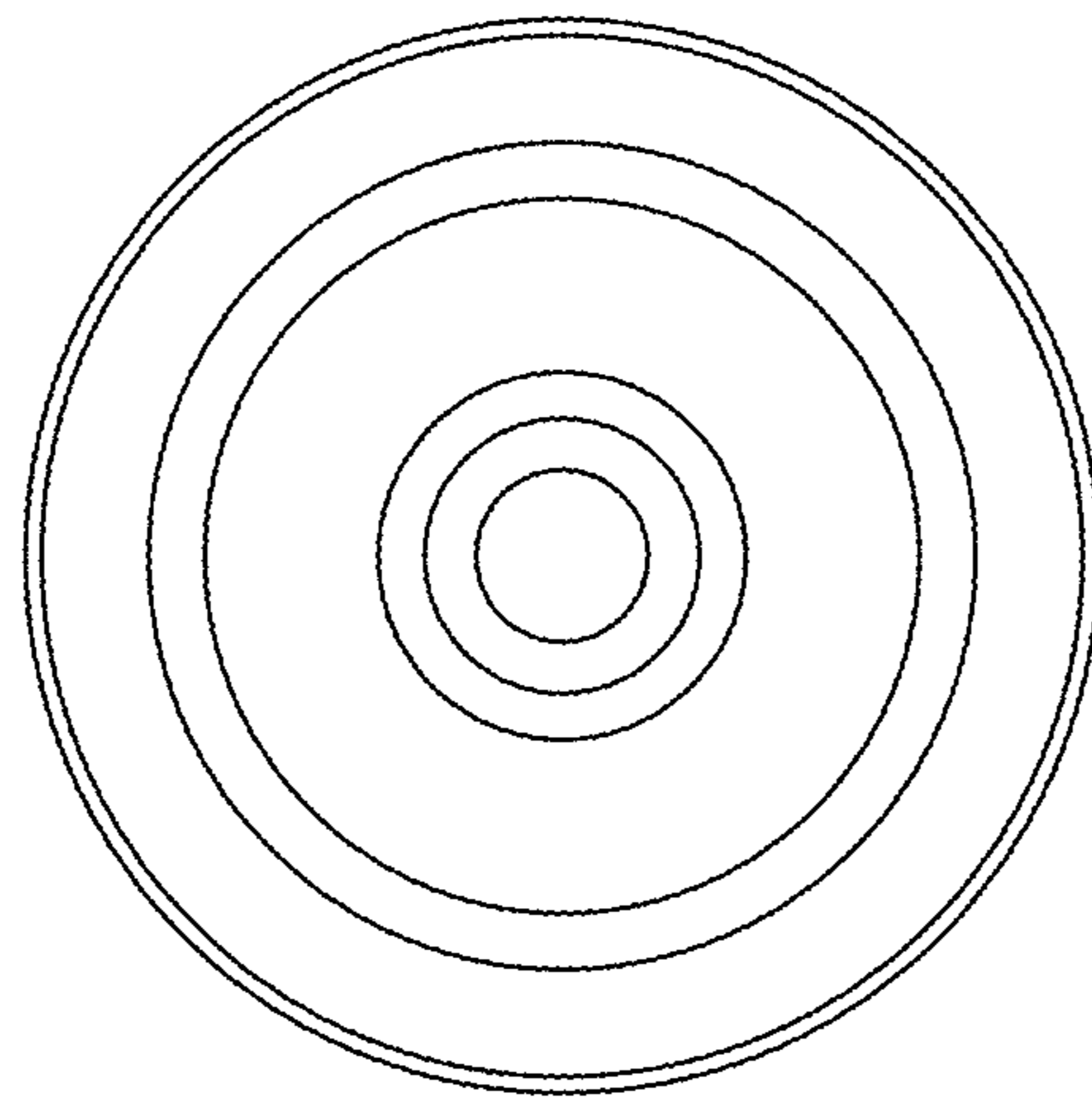


FIG. 2

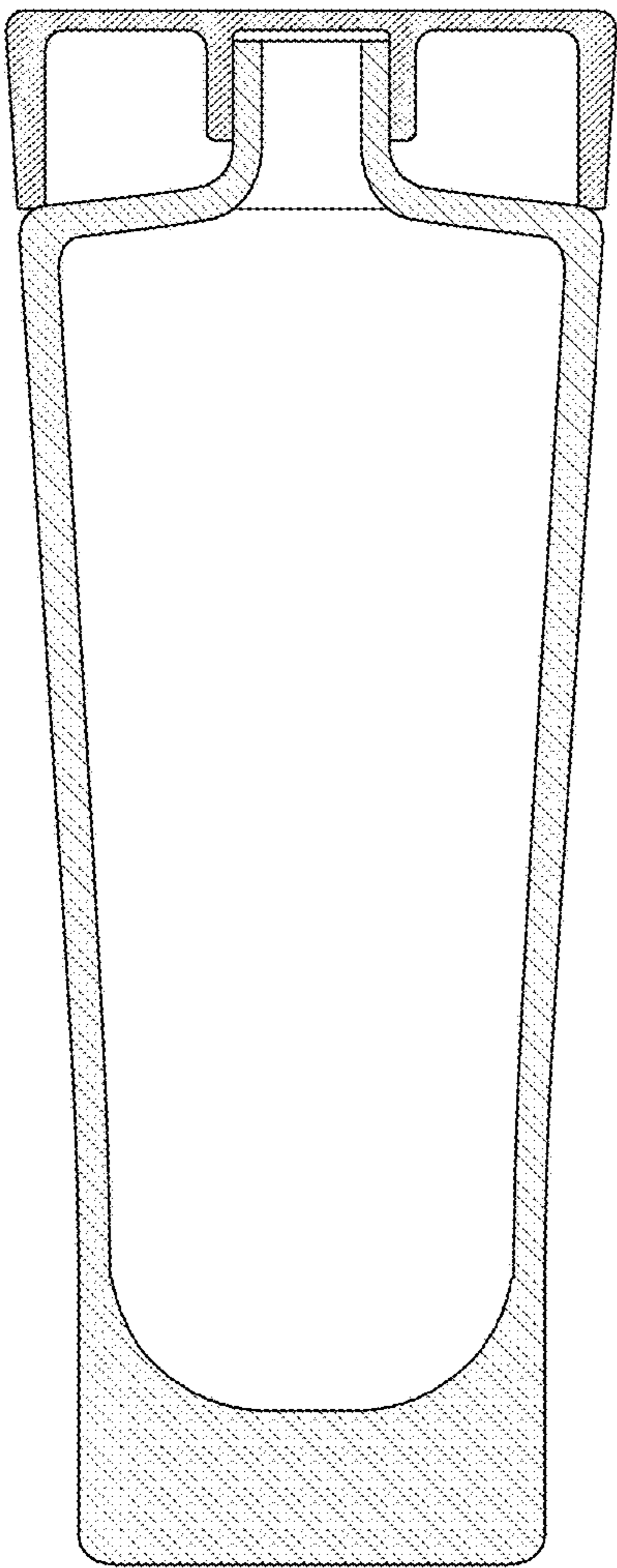


FIG. 3

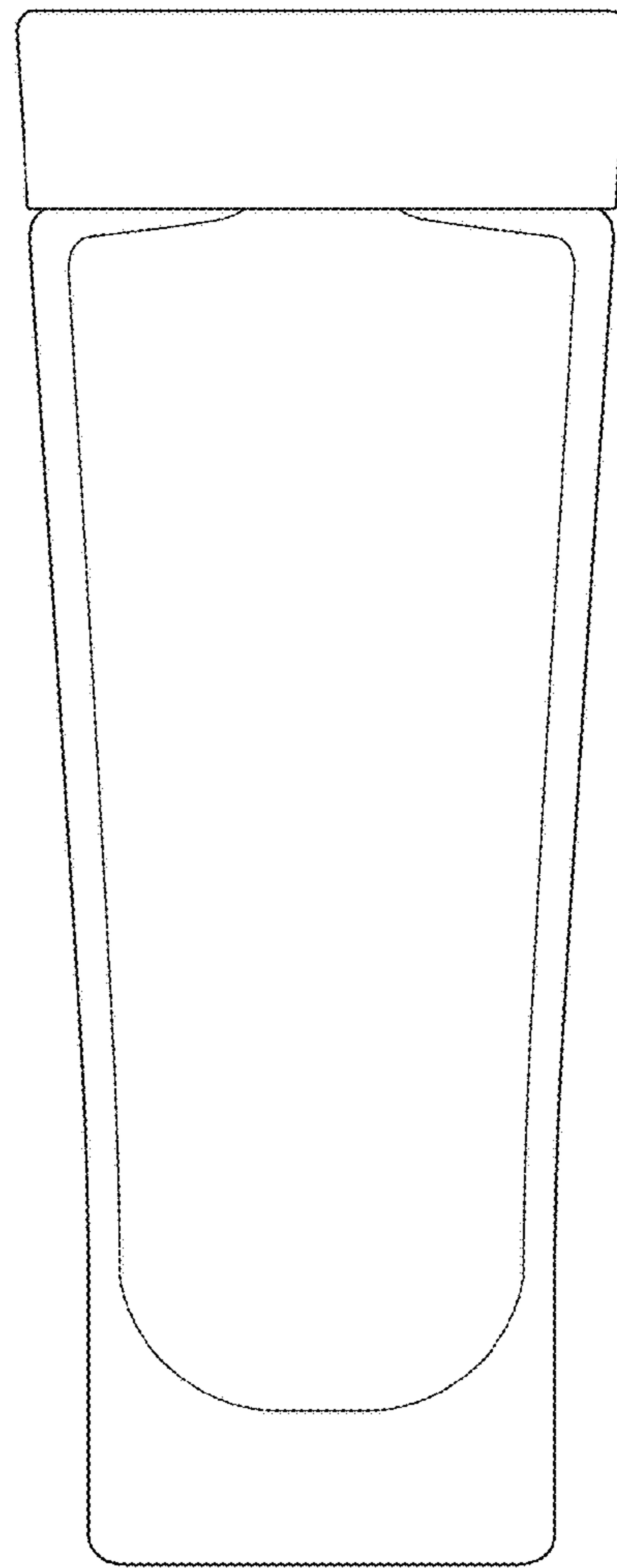


FIG. 4




FIG. 5