



US00D801169S

(12) **United States Design Patent** (10) **Patent No.:** **US D801,169 S**  
**Mack** (45) **Date of Patent:** **\*\* Oct. 31, 2017**

- (54) **PACKAGING CONTAINER**
- (71) Applicant: **Hornady Manufacturing Company,**  
Grand Island, NE (US)
- (72) Inventor: **Matthew Mack,** Grand Island, NE (US)
- (73) Assignee: **Hornady Manufacturing Company,**  
Grand Island, NE (US)

- D668,423 S \* 10/2012 Brockington ..... D12/203
- D704,564 S \* 5/2014 Limback ..... D9/652
- D708,951 S \* 7/2014 Studt ..... D9/456
- D714,635 S \* 10/2014 Demar ..... D9/415
- 9,010,571 B2 \* 4/2015 Bailey ..... B65D 83/0409  
221/260
- D731,308 S \* 6/2015 Tussy ..... D9/432
- D735,570 S \* 8/2015 Moskovich ..... D9/415
- D752,452 S \* 3/2016 Kearns ..... D24/118
- D781,695 S \* 3/2017 Schouten ..... D9/415

\* cited by examiner

(\*\*) Term: **15 Years**

(21) Appl. No.: **29/568,067**

(22) Filed: **Jun. 15, 2016**

(51) **LOC (10) Cl.** ..... **09-03**

(52) **U.S. Cl.**  
USPC ..... **D9/415; D9/424**

(58) **Field of Classification Search**  
 USPC ..... D9/414-434, 442-445, 455-457, 542,  
 D9/563, 600, 614-624, 655, 657, 658,  
 D9/661, 685, 695, 697-699, 707, 708,  
 D9/711, 715, 718, 722, 754, 759,  
 D9/772-776; D3/273, 276, 304, 305,  
 D3/307, 309-313; D7/601, 602, 709;  
 D19/75, 90  
 CPC ..... B65D 5/00; B65D 5/001; B65D 5/0015;  
 B65D 5/0227-5/0254; B65D 5/18; B65D  
 5/6605; B65D 5/48024; B65B 5/06  
 See application file for complete search history.

(56) **References Cited**

**U.S. PATENT DOCUMENTS**

- D378,178 S \* 2/1997 Sawyer ..... D7/359
- D495,246 S \* 8/2004 Tomassetti ..... D9/415
- D506,681 S \* 6/2005 Raile ..... D9/737
- D594,347 S \* 6/2009 Sorrentino ..... D9/418

*Primary Examiner* — Vy N Koenig  
*Assistant Examiner* — Omeed Agilee  
 (74) *Attorney, Agent, or Firm* — McHale & Slavin, P.A.

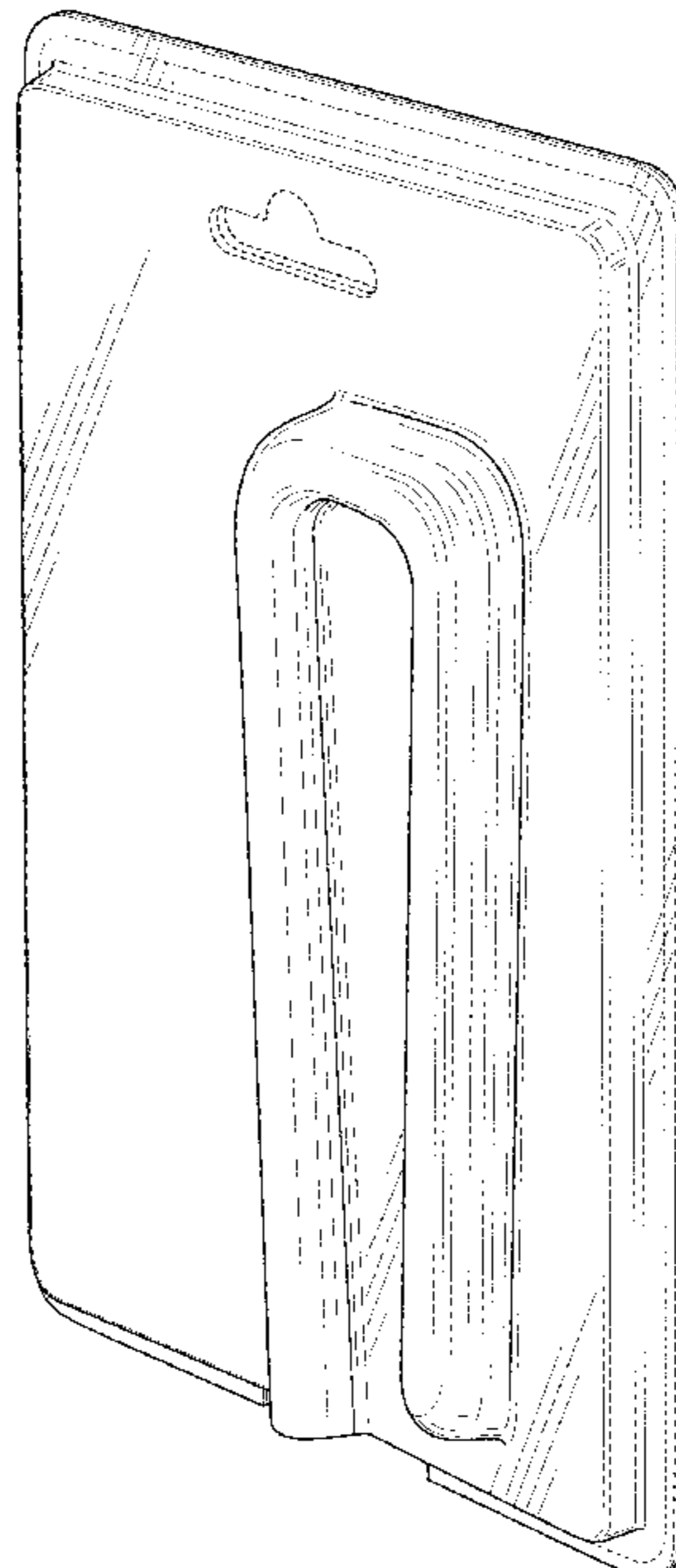
(57) **CLAIM**

The ornamental design for a packaging container, as shown and described.

**DESCRIPTION**

FIG. 1 is a front top right perspective view of the packaging container of the present invention;  
 FIG. 2 is a front elevational view thereof;  
 FIG. 3 is a rear elevational view thereof;  
 FIG. 4 is a right side elevational view thereof;  
 FIG. 5 is a left side elevational view thereof;  
 FIG. 6 is a top plan view thereof;  
 FIG. 7 is a bottom plan view thereof; and,  
 FIG. 8 is a front, top, and right perspective view thereof, being utilized to display a gun support device for shelving. The broken lines in all figures depict portions of the packaging container that form no part of the claimed design. The additional broken lines seen in FIG. 8, illustrating a gun support device for shelving, depict environmental subject matter that forms no part of the claimed design.

**1 Claim, 6 Drawing Sheets**



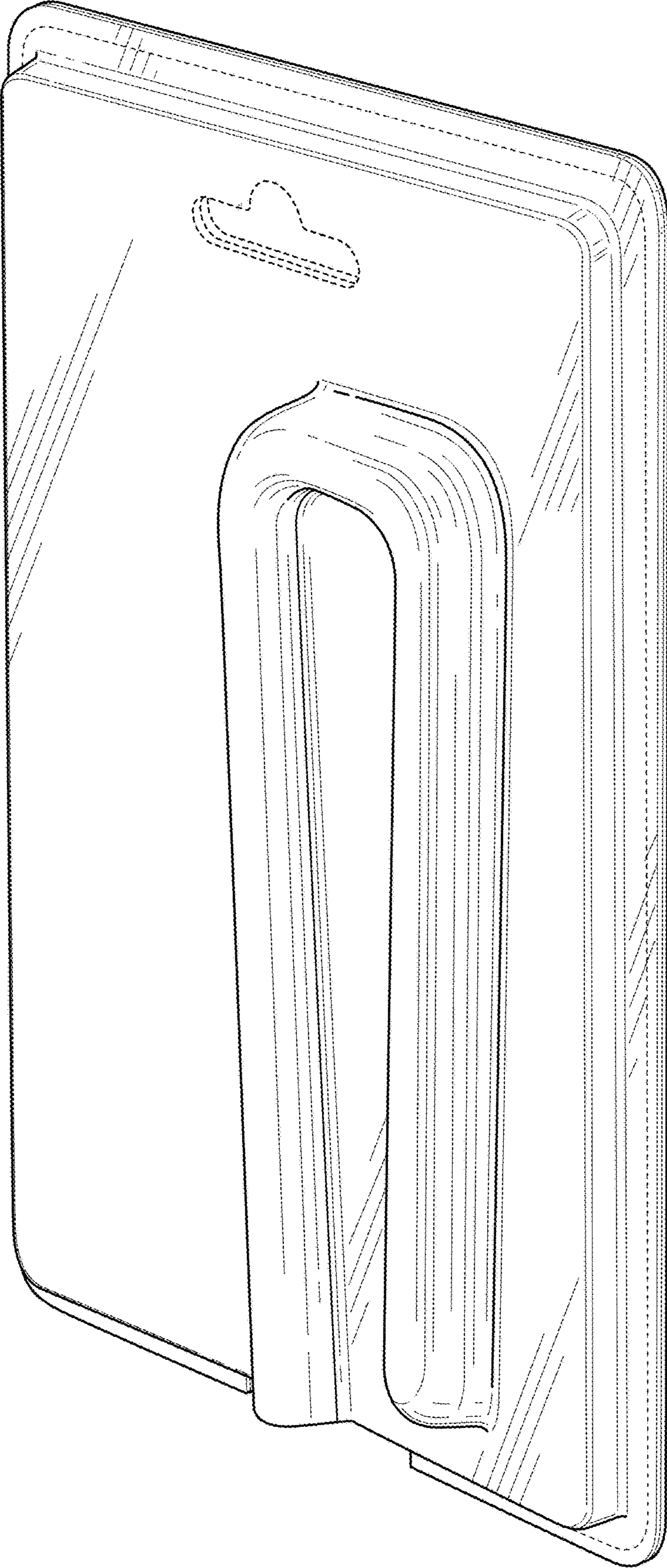


FIG. 1

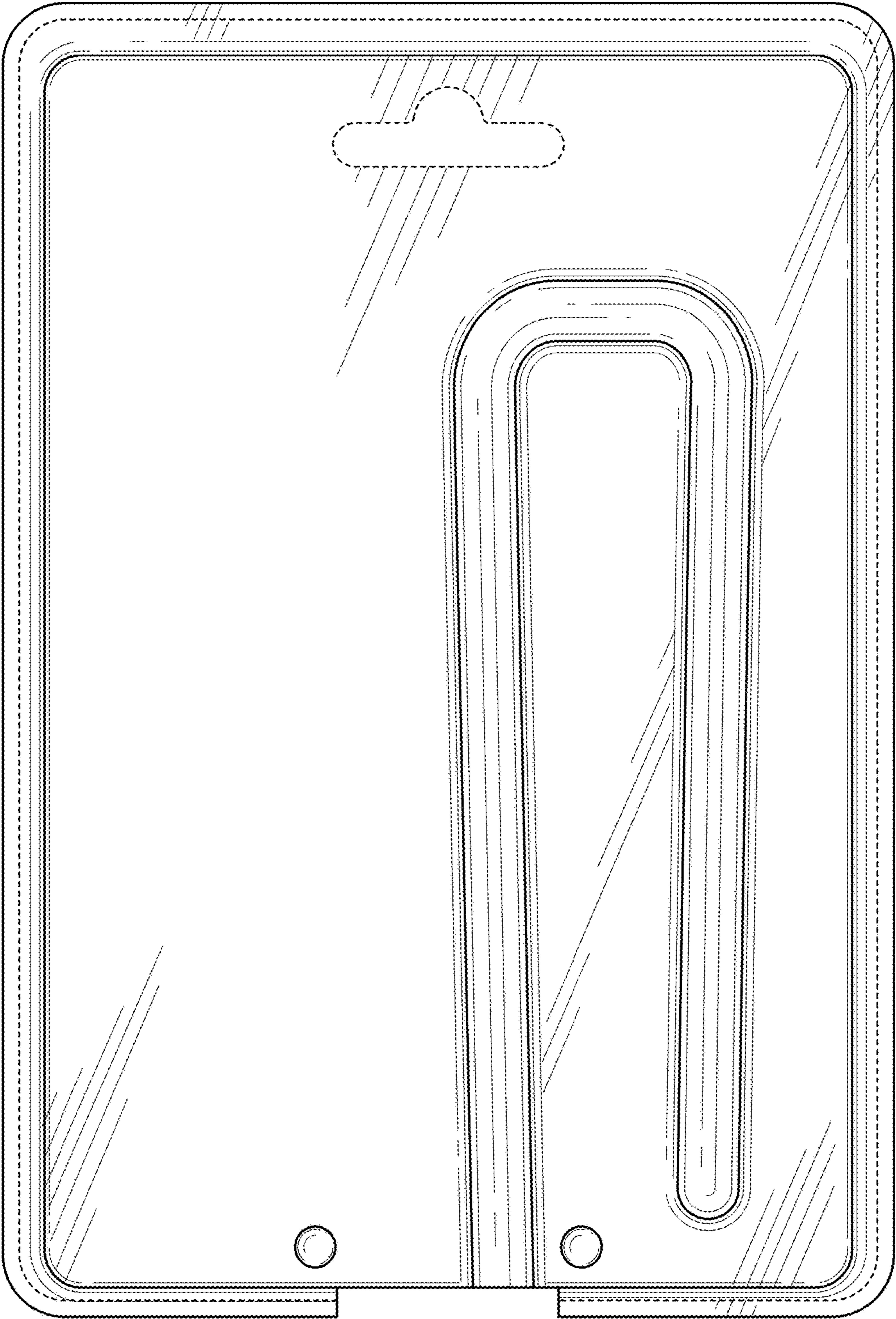


FIG. 2

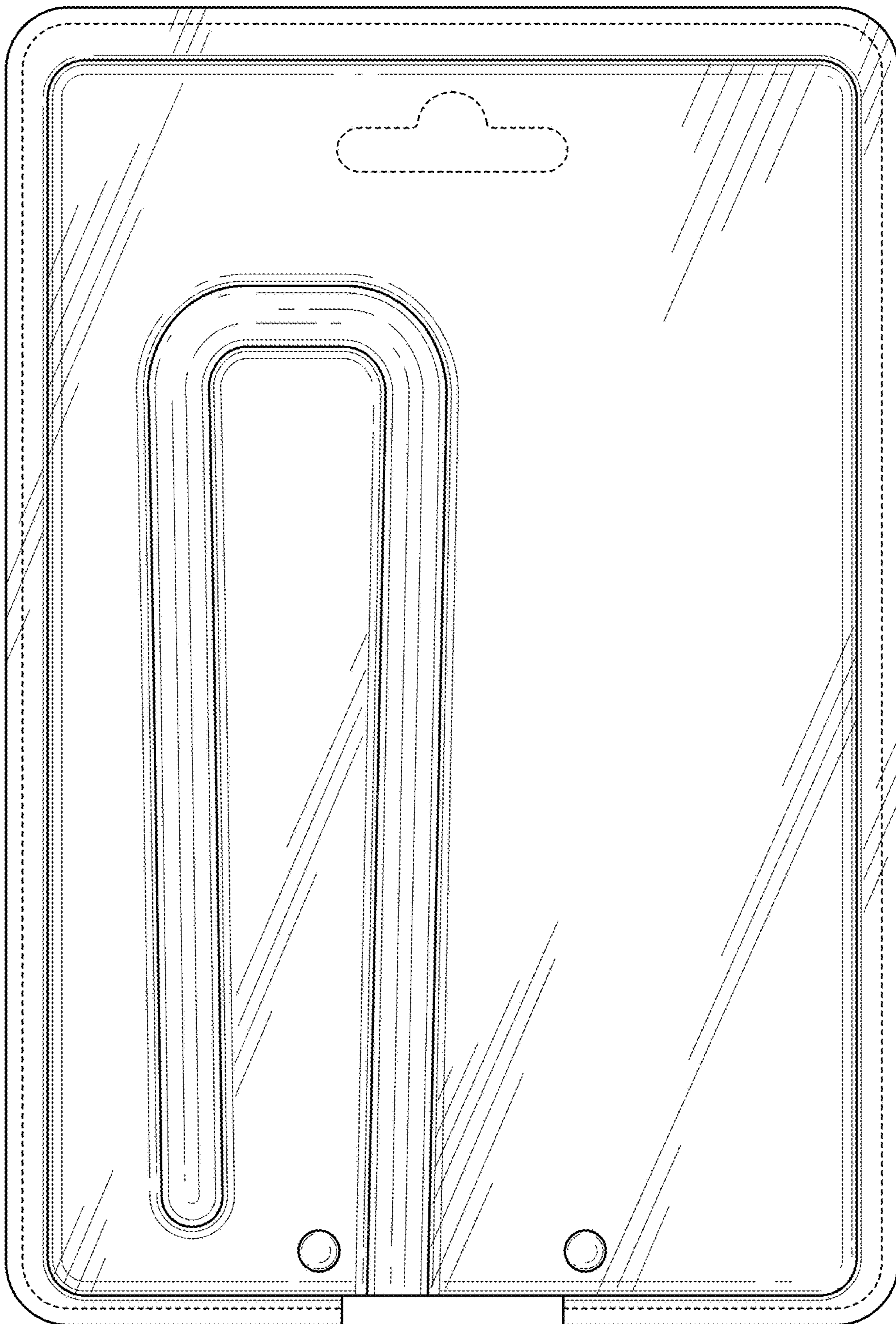
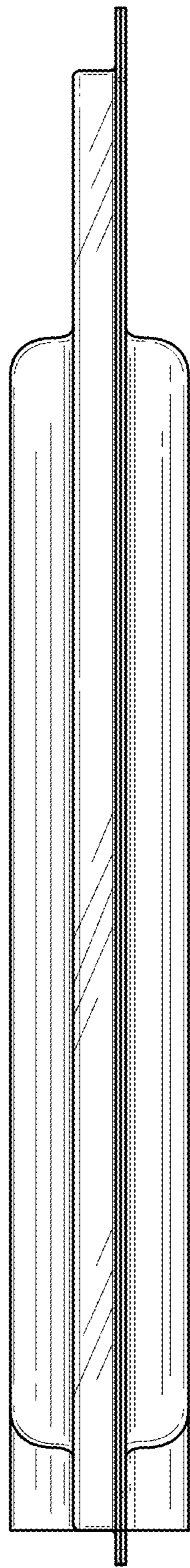
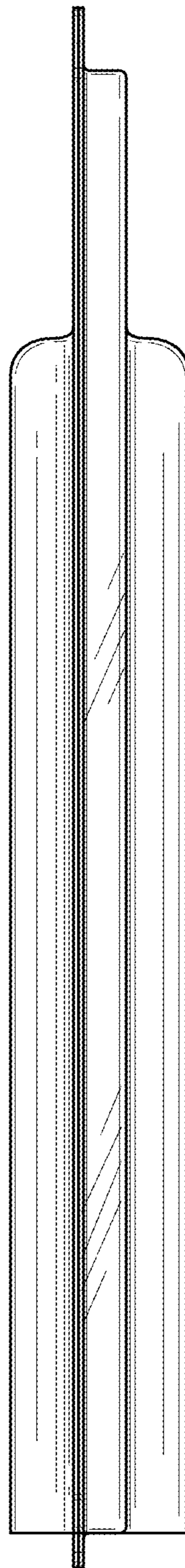


FIG. 3



**FIG. 4**



**FIG. 5**

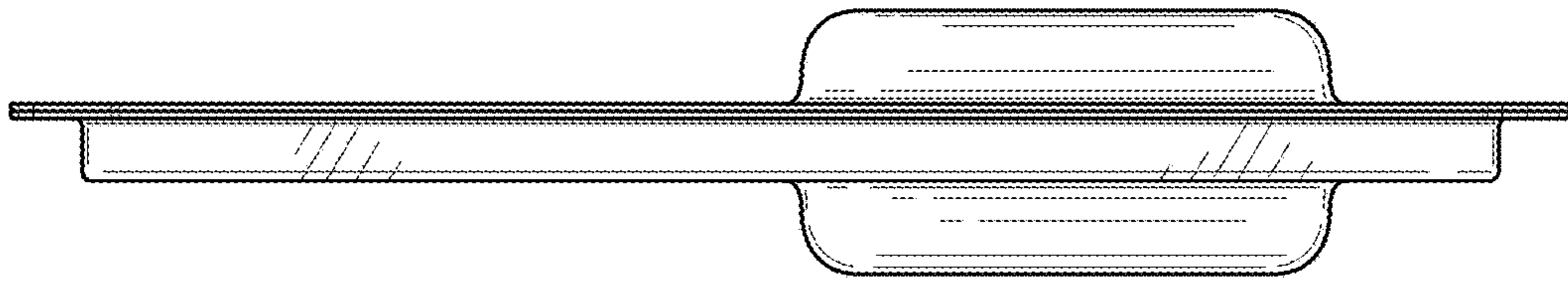


FIG. 6

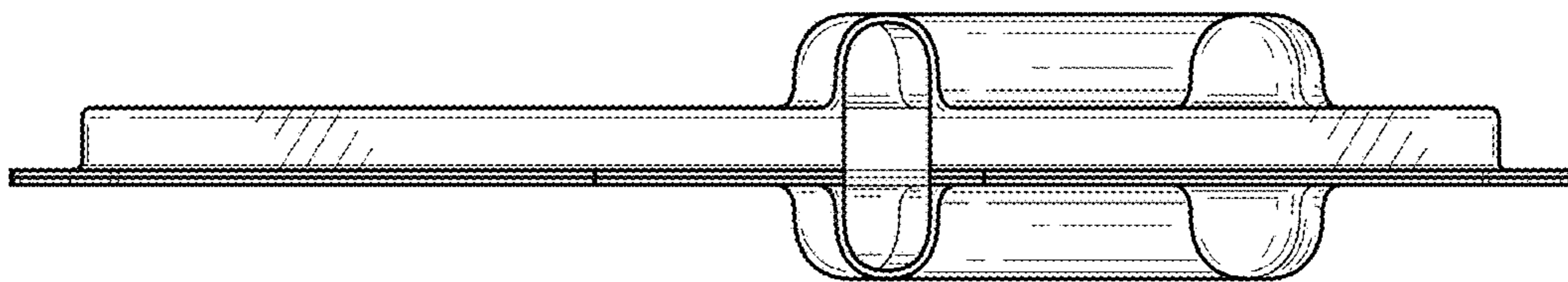


FIG. 7

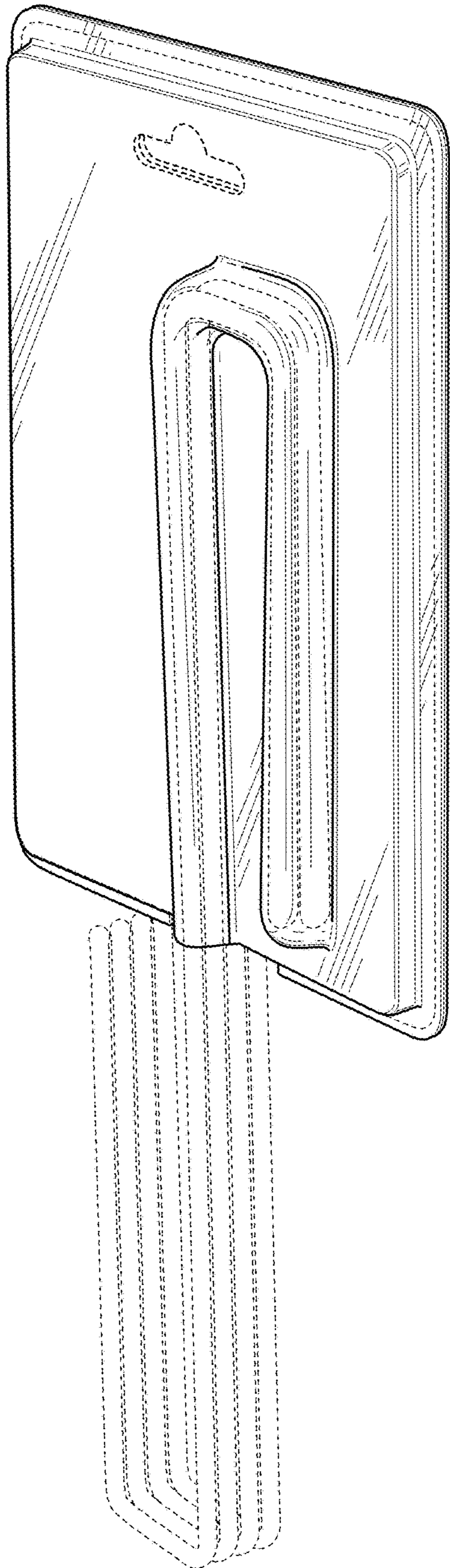


FIG. 8