

US00D801167S

(12) **United States Design Patent**
Baiz et al.

(10) **Patent No.:** **US D801,167 S**

(45) **Date of Patent:** **** Oct. 31, 2017**

(54) **ENGINE COVER BOLT**

(71) Applicants: **Enrique J. Baiz**, Miramar, FL (US);
Oswaldo Izquierdo, Homestead, FL (US)

(72) Inventors: **Enrique J. Baiz**, Miramar, FL (US);
Oswaldo Izquierdo, Homestead, FL (US)

(**) Term: **15 Years**

(21) Appl. No.: **29/571,031**

(22) Filed: **Jul. 13, 2016**

(51) **LOC (10) Cl.** **08-08**

(52) **U.S. Cl.**
USPC **D8/397; D15/5**

(58) **Field of Classification Search**
USPC D8/397, 394, 382, 349, 387, 388, 391,
D8/393, 399; D15/5; D12/202, 213,
D12/223, 400, 207, 208
CPC A61B 17/0401; E04D 13/1476; E04G
25/065; F16B 41/002; F16B 23/0061;
F16B 37/145; F16B 35/04; F16B 35/06;
F16B 41/00; F16B 41/005; F16B 37/00;
F16B 37/14; F16B 37/02; F16B 37/68;
F16B 39/12; F16B 33/02; B60B 7/0013;
B60B 23/06; B60B 23/08; Y10S 411/91;
Y10S 411/914; Y10S 411/915; Y10T
70/5867

See application file for complete search history.

(56) **References Cited**

U.S. PATENT DOCUMENTS

D225,970 S * 1/1973 O'Donnell D8/387
6,319,252 B1 * 11/2001 McDevitt A61B 17/0401
606/60
7,975,700 B2 * 7/2011 Frazier A61B 17/0401
128/848
8,460,322 B2 * 6/2013 van der Burg A61B 17/0401
606/144

D738,265 S * 9/2015 McNeeley D12/118
D786,057 S * 5/2017 Baiz D8/397
D787,306 S * 5/2017 Baiz D8/397
D788,574 S * 6/2017 Baiz D8/387
2006/0101877 A1 * 5/2006 Orum E04H 12/2223
70/231
2006/0201519 A1 * 9/2006 Frazier A61B 17/0401
128/848
2008/0023012 A1 * 1/2008 Dineen A61B 17/0401
128/848
2008/0208265 A1 * 8/2008 Frazier A61B 17/0401
606/326
2008/0292428 A1 * 11/2008 Coonjohn B60R 11/00
411/372.6
2017/0144478 A1 * 5/2017 Baiz B60B 7/14

* cited by examiner

Primary Examiner — T. Chase Nelson

Assistant Examiner — Ania Aman

(74) *Attorney, Agent, or Firm* — Quickpatents, LLC;
Kevin Prince

(57) **CLAIM**

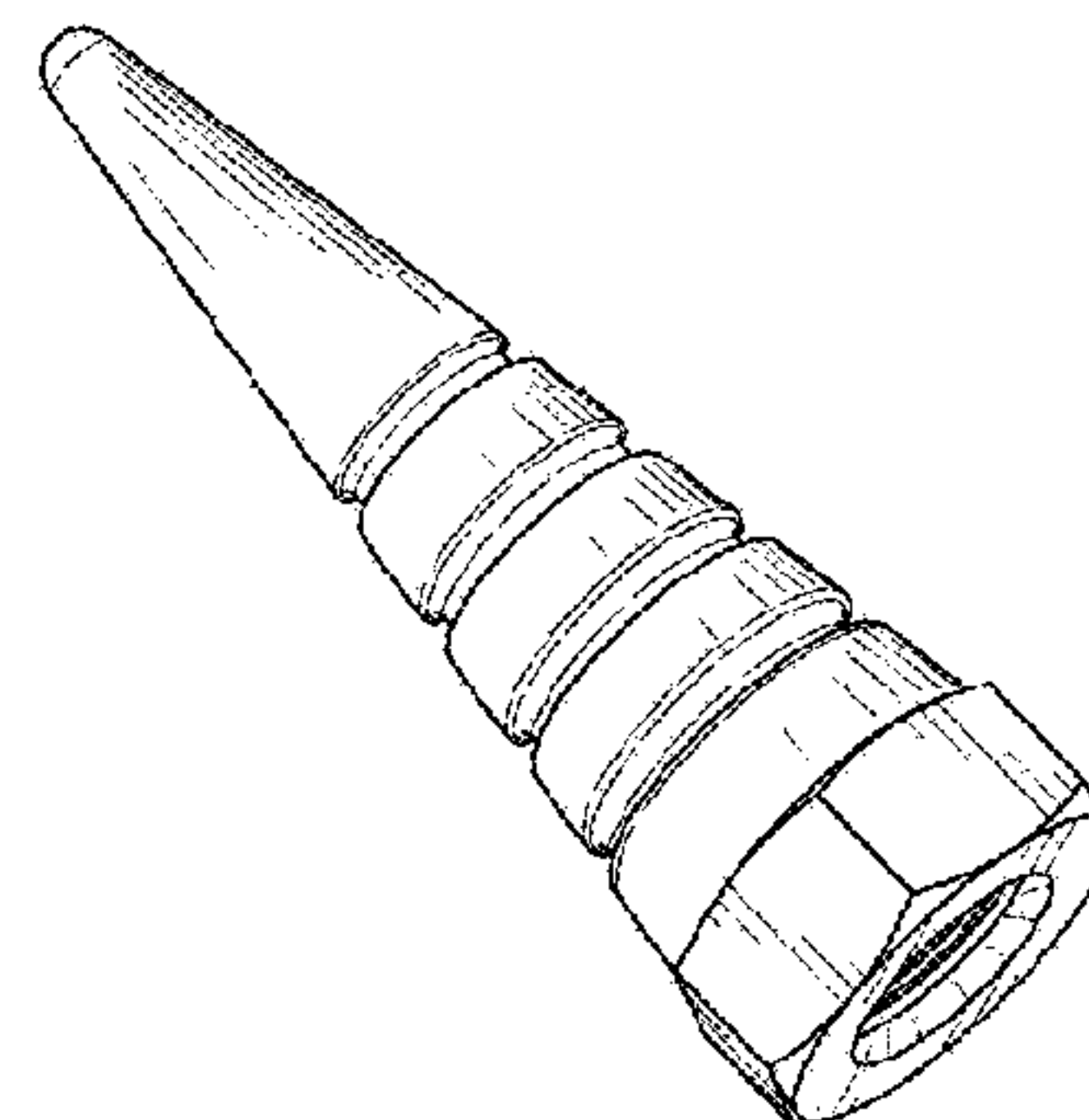
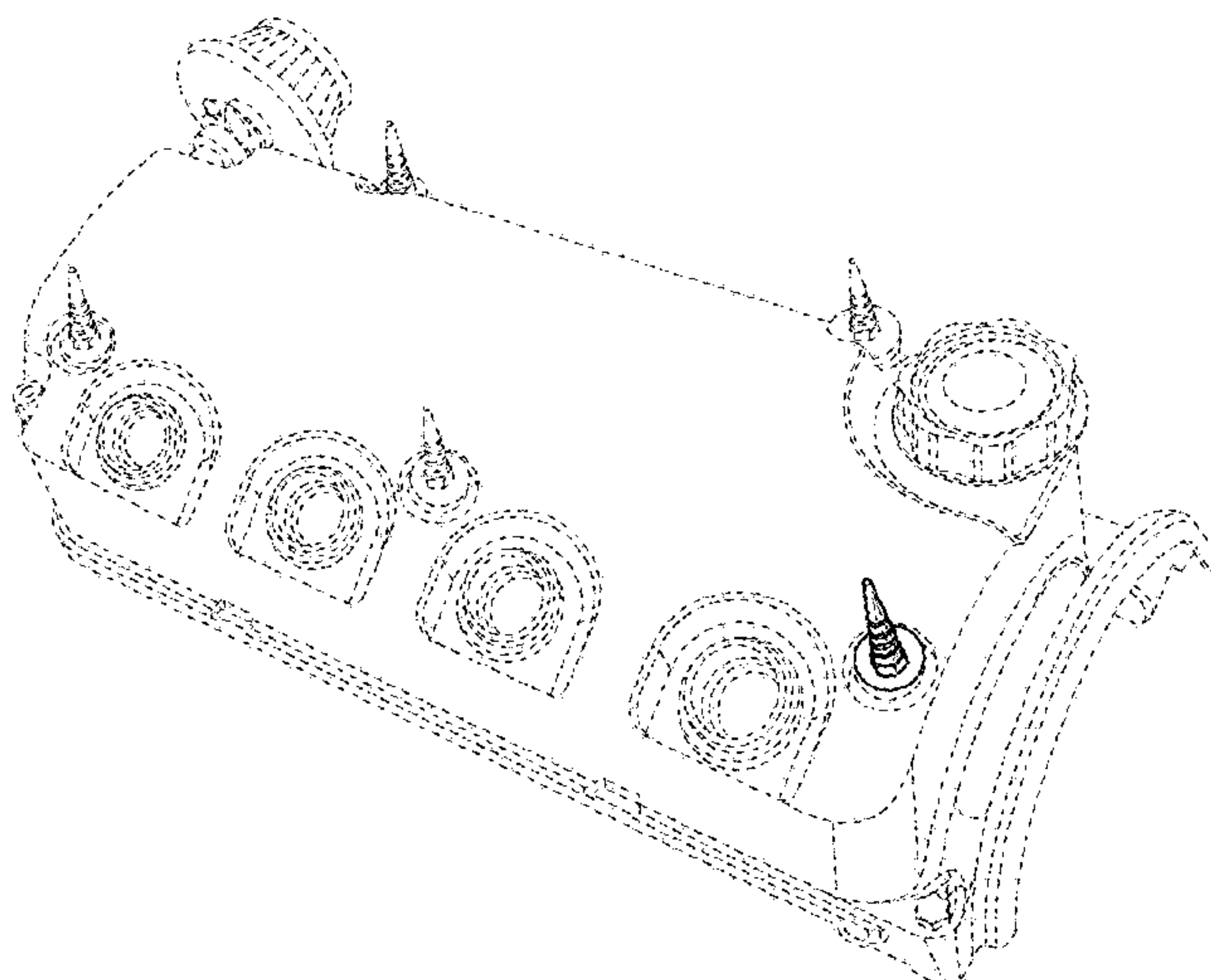
We claim the ornamental design for an engine cover bolt, as shown and described.

DESCRIPTION

FIG. 1 is a top perspective view of an engine cover bolt, showing our new design;
FIG. 2 is an enlarged top perspective view thereof;
FIG. 3 is a front elevational view thereof, the rear elevational view being a mirror image thereof;
FIG. 4 is a left-side elevational view thereof, the right-side elevational view being a mirror image thereof;
FIG. 5 is a top plan view thereof;
FIG. 6 is a bottom plan view thereof; and,
FIG. 7 is a cross-sectional view thereof.

The broken lines showing an engine and additional engine cover bolts in FIG. 1 illustrate environmental matter and form no part of the claimed design.

1 Claim, 3 Drawing Sheets



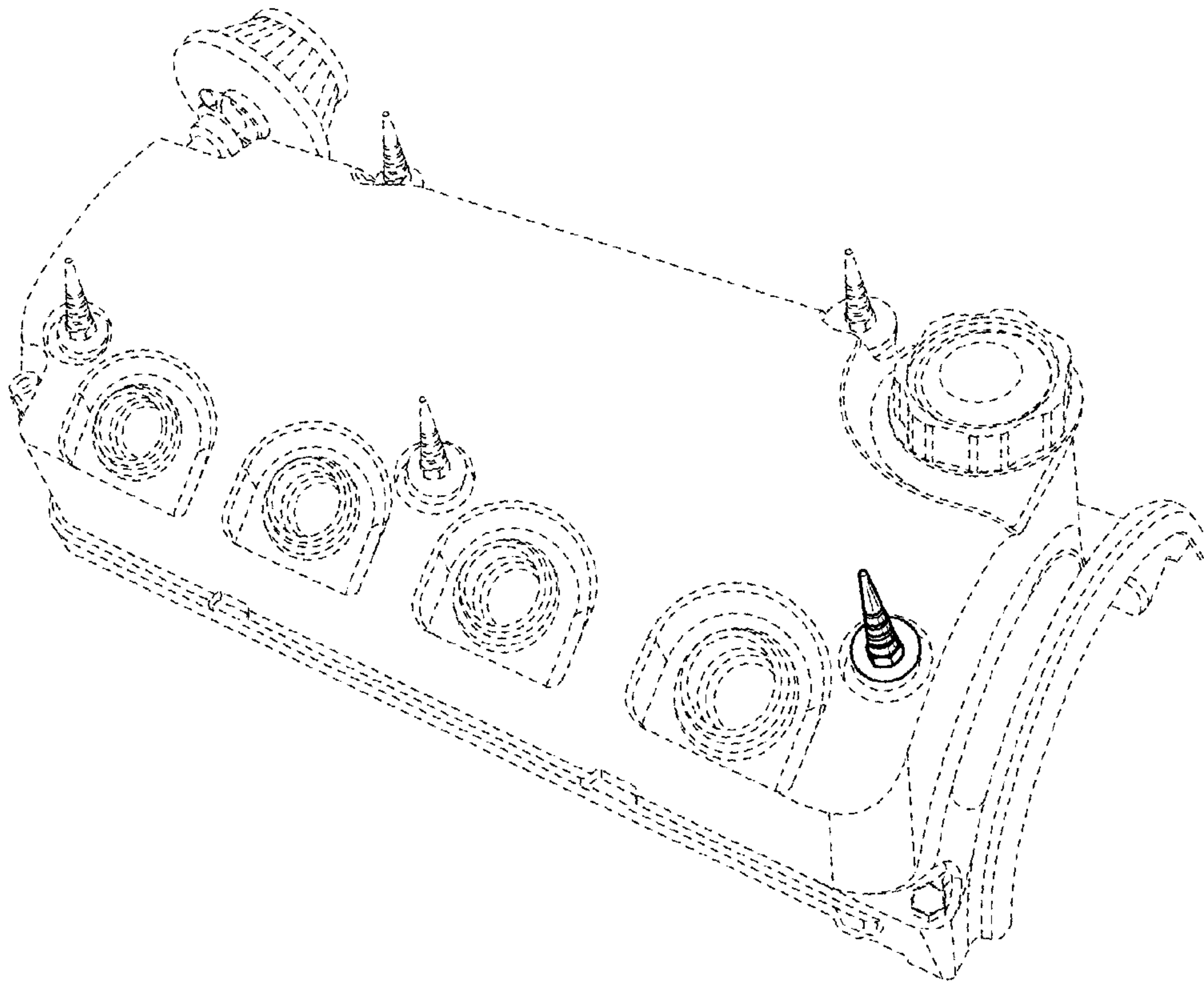


FIG. 1

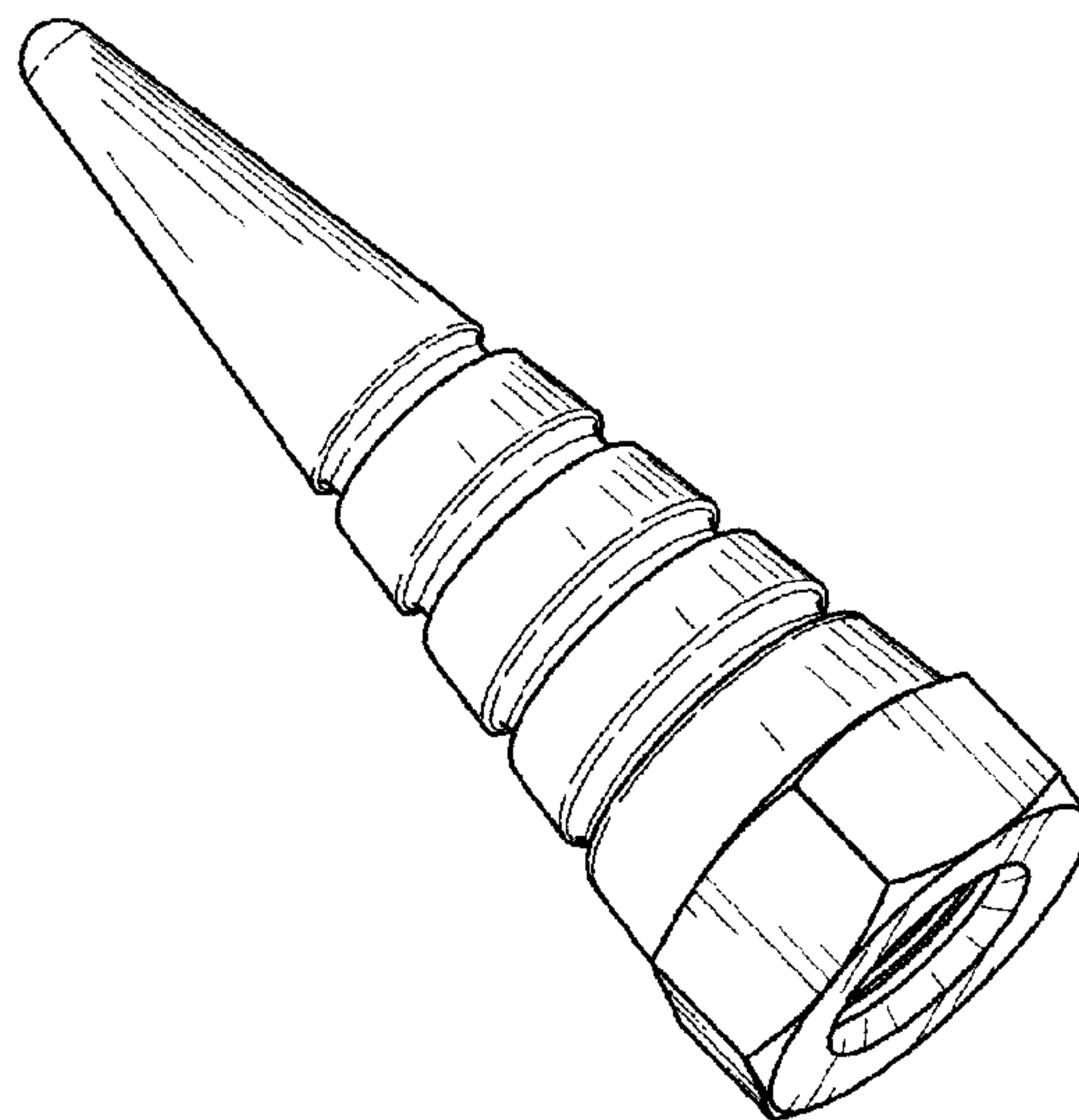


FIG. 2

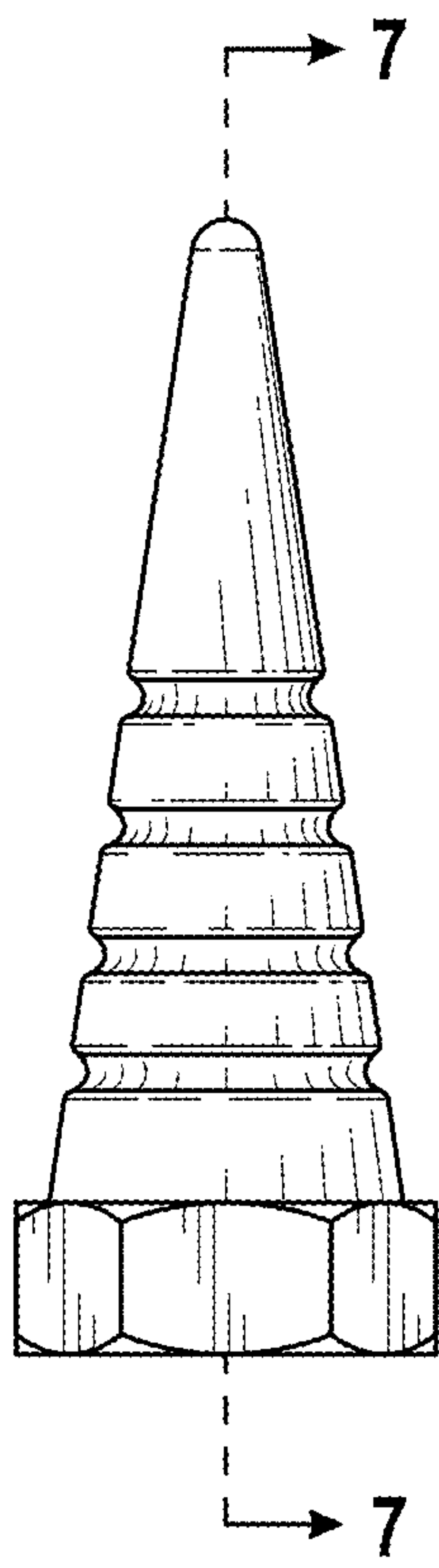


FIG. 3

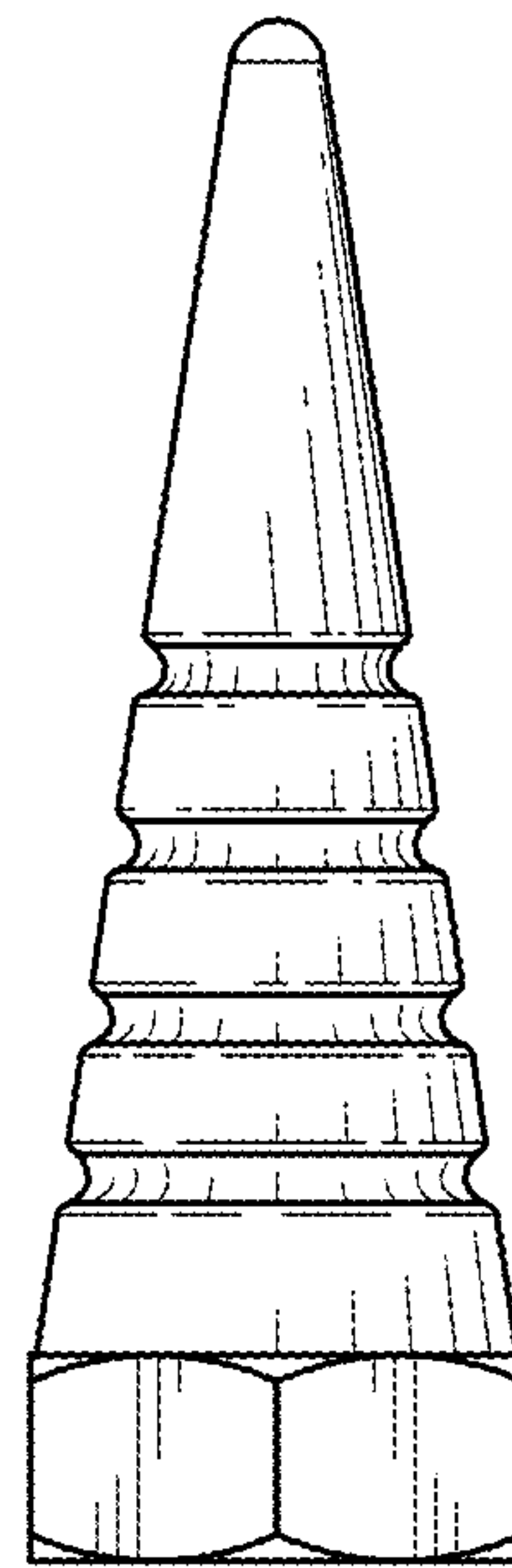


FIG. 4

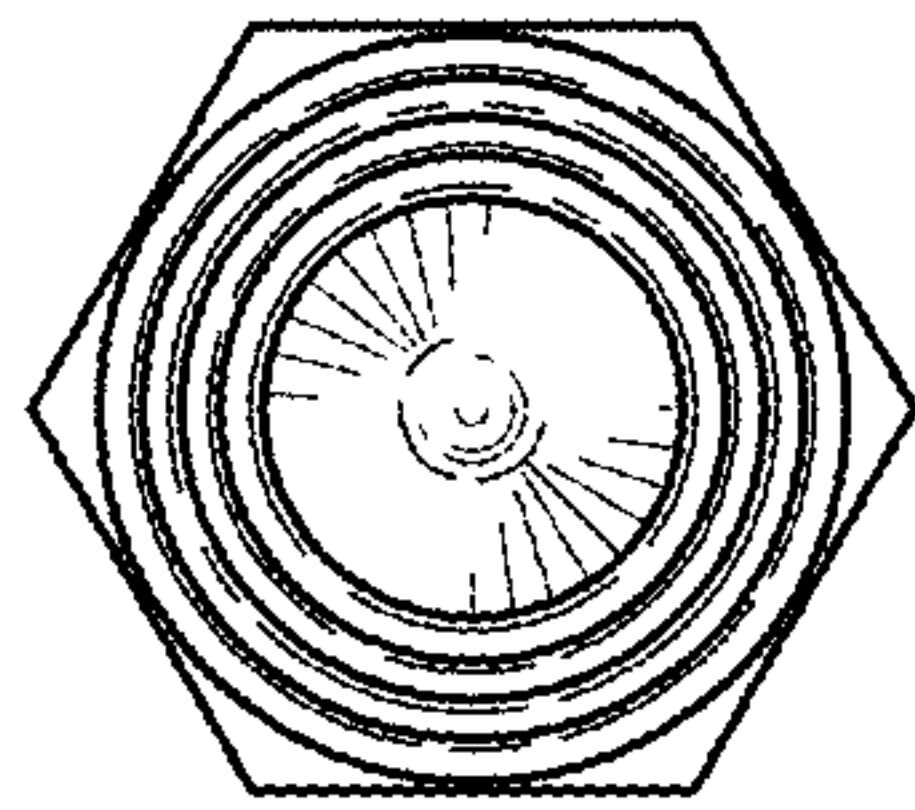


FIG. 5

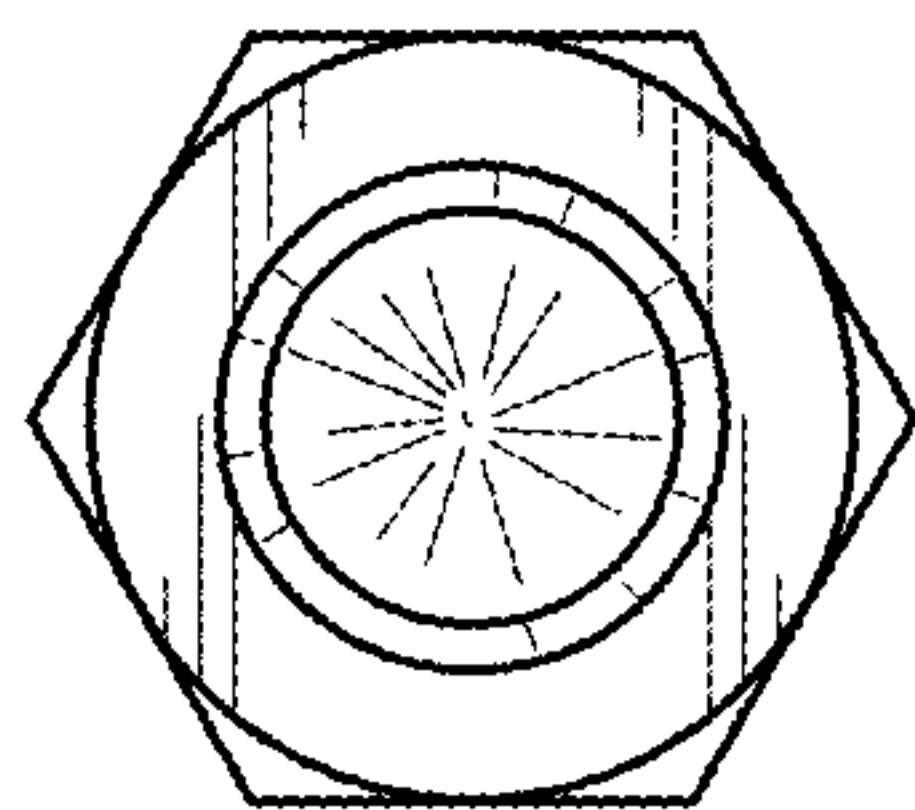


FIG. 6

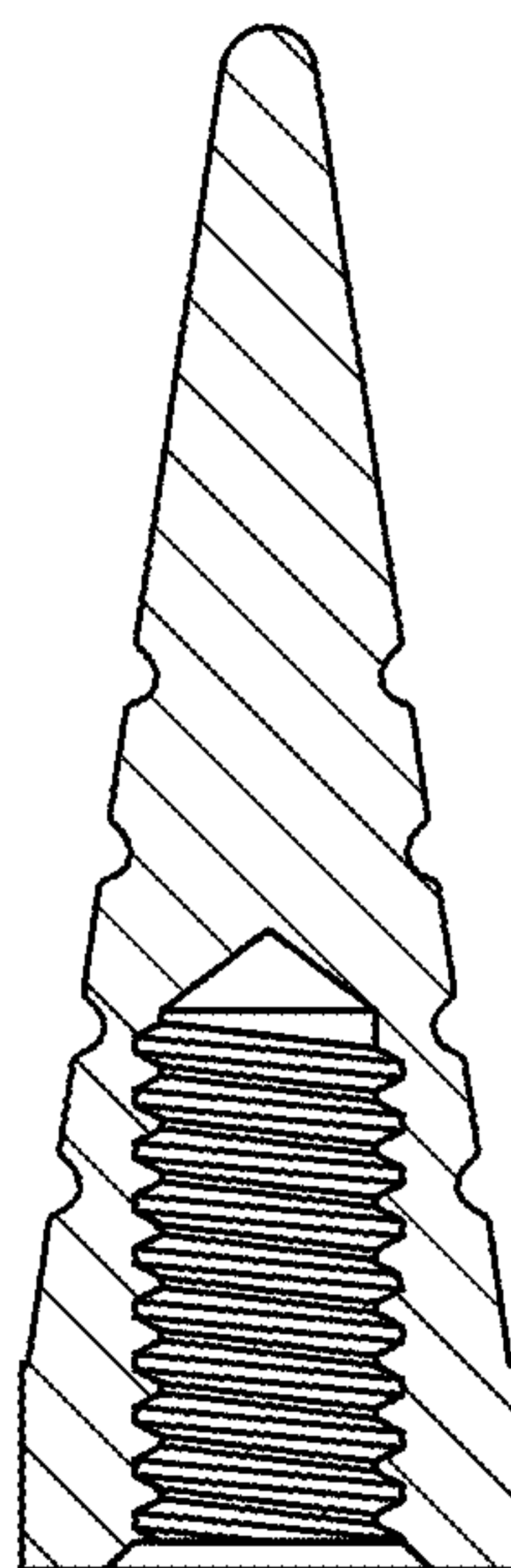


FIG. 7