



US00D801165S

(12) **United States Design Patent** (10) **Patent No.:** **US D801,165 S**
Veness (45) **Date of Patent:** **** Oct. 31, 2017**

(54) **NUT**
(71) Applicant: **Doskocil Manufacturing Company, Inc.**, Arlington, TX (US)
(72) Inventor: **David Veness**, Fort Worth, TX (US)
(73) Assignee: **DOSKOCIL MANUFACTURING COMPANY, INC.**, Arlington, TX (US)
(**) Term: **15 Years**
(21) Appl. No.: **29/555,415**
(22) Filed: **Feb. 22, 2016**
(51) **LOC (10) Cl.** **08-08**
(52) **U.S. Cl.**
USPC **D8/397**
(58) **Field of Classification Search**
USPC D8/397, 394, 382, 349; 411/427
CPC A61B 17/0401; E04D 13/1476; E04G 25/065; F16B 41/002; F16B 23/0061
See application file for complete search history.

D404,472 S * 1/1999 Tickle D23/260
D418,907 S * 1/2000 Minnick D23/260
D439,213 S * 3/2001 Huang D12/213
D484,785 S * 1/2004 Plumer D8/397
D488,715 S * 4/2004 Plumer D8/397
D513,380 S * 1/2006 Bruni D8/397
7,293,949 B2 * 11/2007 Dilling B21K 5/20
411/403
D627,039 S * 11/2010 Yu D23/260
D648,006 S * 11/2011 Morishita D23/259
D649,031 S * 11/2011 Rand D8/397
D669,968 S * 10/2012 Morishita D23/259
D713,715 S * 9/2014 Kury D8/397
D721,423 S * 1/2015 Jacques D23/260
D721,794 S * 1/2015 Manwaring D23/260
D726,286 S * 4/2015 Zeyfang D23/260
D738,714 S * 9/2015 Kuhmichel D8/397
D748,227 S * 1/2016 von Lepel D23/260
D749,197 S * 2/2016 von Lepel D23/260
D749,198 S * 2/2016 von Lepel D23/260

(Continued)

Primary Examiner — Cynthia Underwood
(74) *Attorney, Agent, or Firm* — Global IP Counselors, LLP

(57) **CLAIM**

The ornamental design for a nut, as shown and described.

(56) **References Cited**

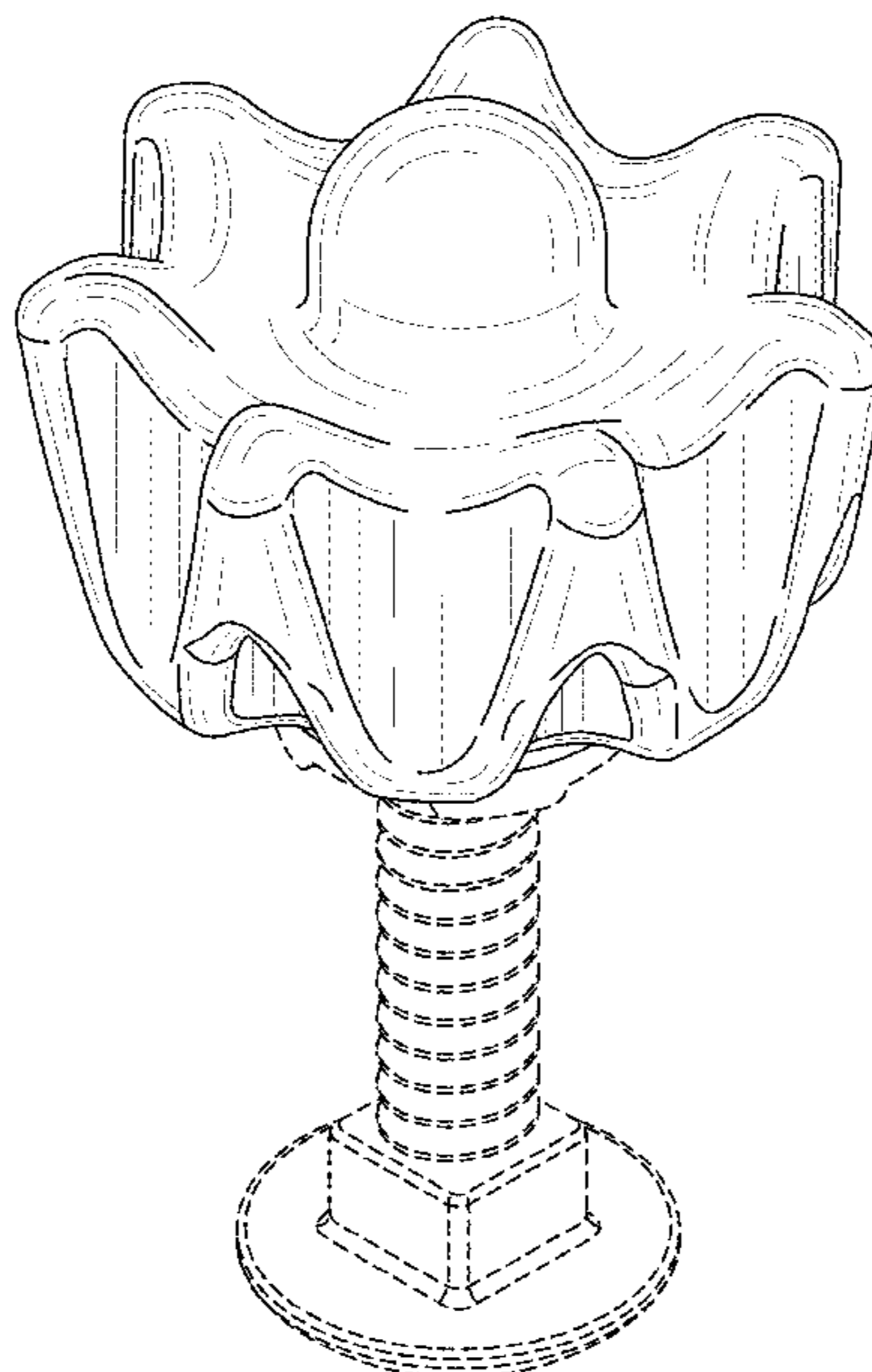
U.S. PATENT DOCUMENTS

2,440,944 A * 5/1948 Green F16B 39/286
411/282
D157,484 S * 2/1950 Gade 411/437
3,456,704 A * 7/1969 Johnson B21K 1/707
411/284
3,543,826 A * 12/1970 Forgaard F16B 39/284
411/284
D223,231 S * 4/1972 Miller D8/385
3,693,495 A * 9/1972 Wagner F16B 23/003
411/377
5,324,149 A * 6/1994 Bainbridge F16B 37/14
411/377
5,810,532 A * 9/1998 Huang F16B 37/14
411/377

DESCRIPTION

FIG. 1 is a top perspective view of a nut in accordance with my new design;
FIG. 2 is a side view thereof;
FIG. 3 is a second side view thereof;
FIG. 4 is a third side view thereof;
FIG. 5 is a fourth side view thereof;
FIG. 6 is a top view thereof; and,
FIG. 7 is a bottom view thereof.
The broken lines depict environmental subject matter, are for illustration only, and form no part of the claimed design.

1 Claim, 5 Drawing Sheets



(56)

References Cited

U.S. PATENT DOCUMENTS

D749,199	S *	2/2016	von Lepel	D23/260
9,297,407	B2 *	3/2016	Pudvah	F16B 41/002
D757,525	S *	5/2016	Glasband	D8/360
D766,069	S *	9/2016	Miller	D8/349
D766,075	S *	9/2016	Milbank	D8/394
D781,400	S *	3/2017	Montoya	D23/260
9,593,707	B2 *	3/2017	Weis	F16B 37/14
9,624,962	B2 *	4/2017	Unsel	F16B 37/00
2003/0068212	A1 *	4/2003	Wilson	F16B 37/14 411/429
2011/0123293	A1 *	5/2011	Matlock	F16B 37/14 411/429
2014/0147226	A1 *	5/2014	Andrade de Souza	F16B 31/021 411/3
2015/0184687	A1 *	7/2015	Weis	F16B 37/14 411/373

* cited by examiner

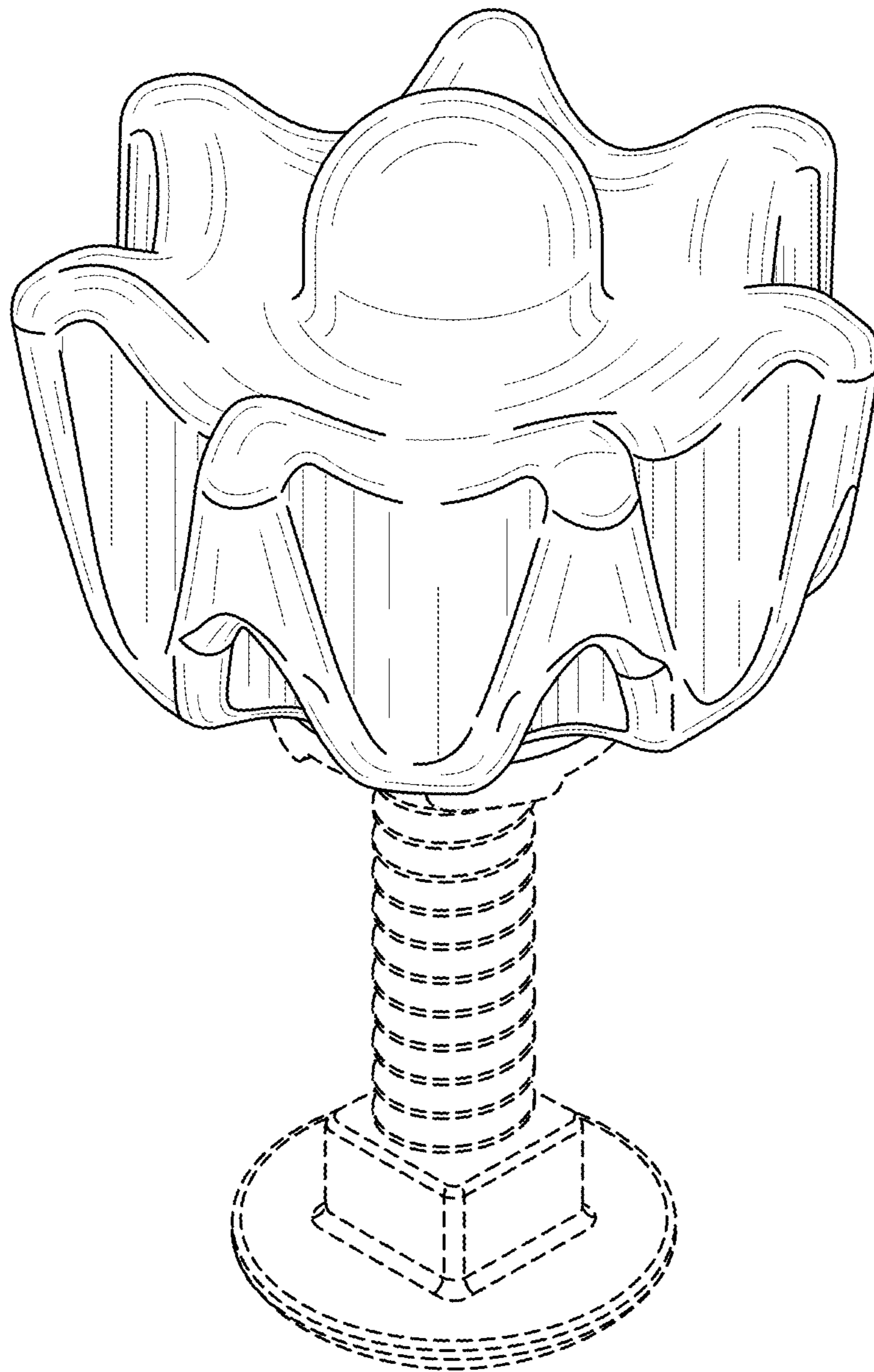


FIG. 1

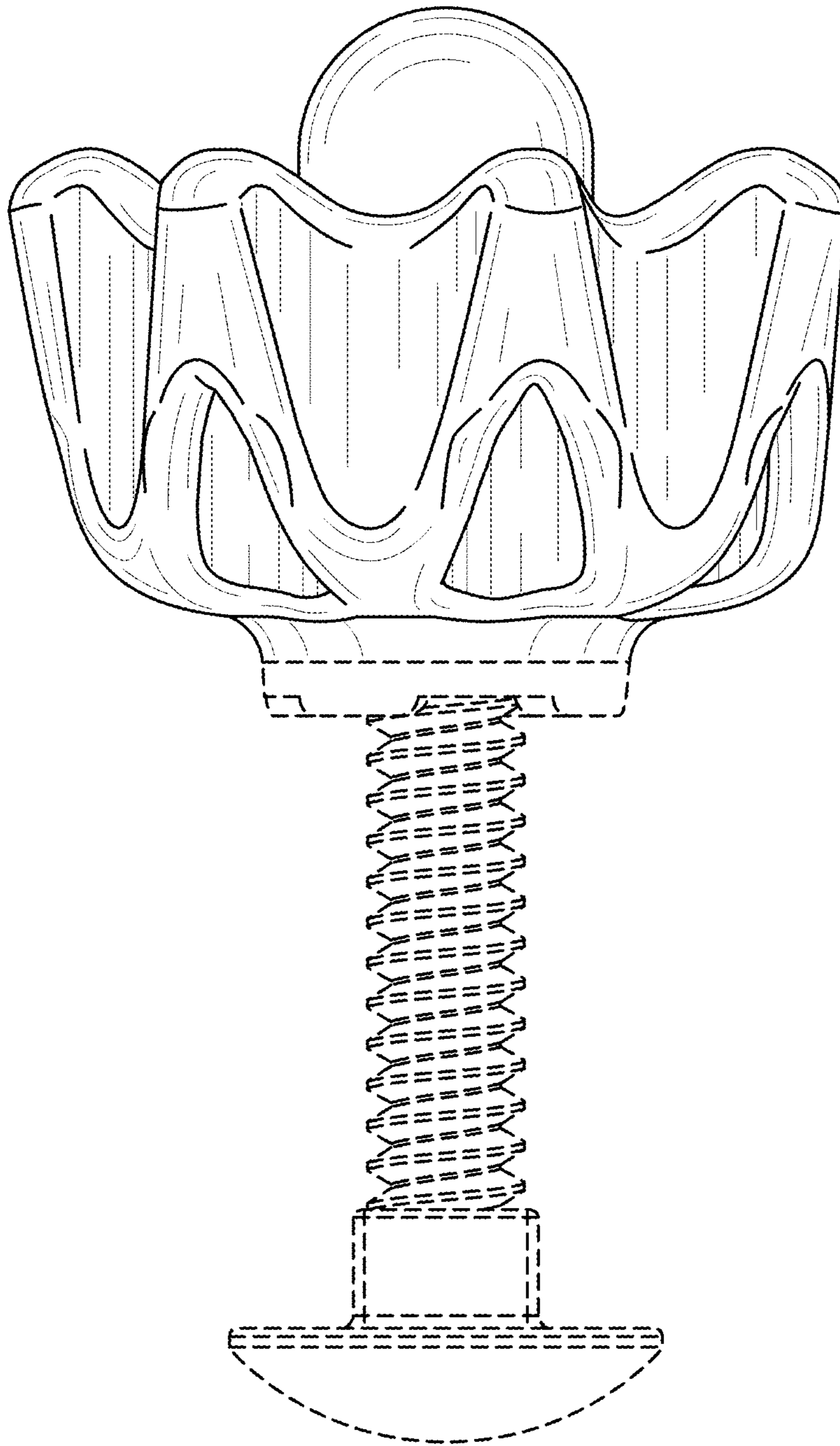


FIG. 2

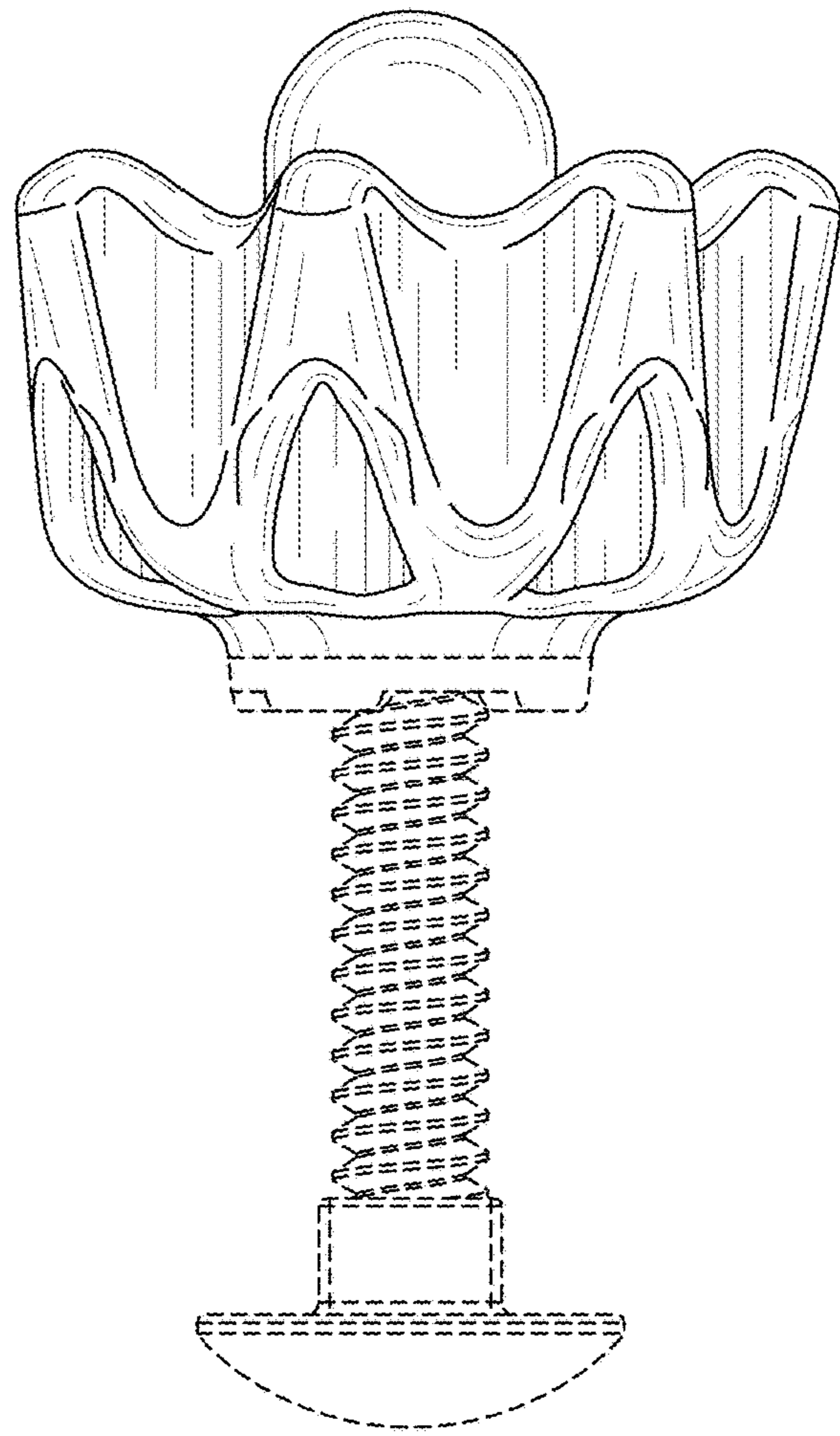


FIG. 3

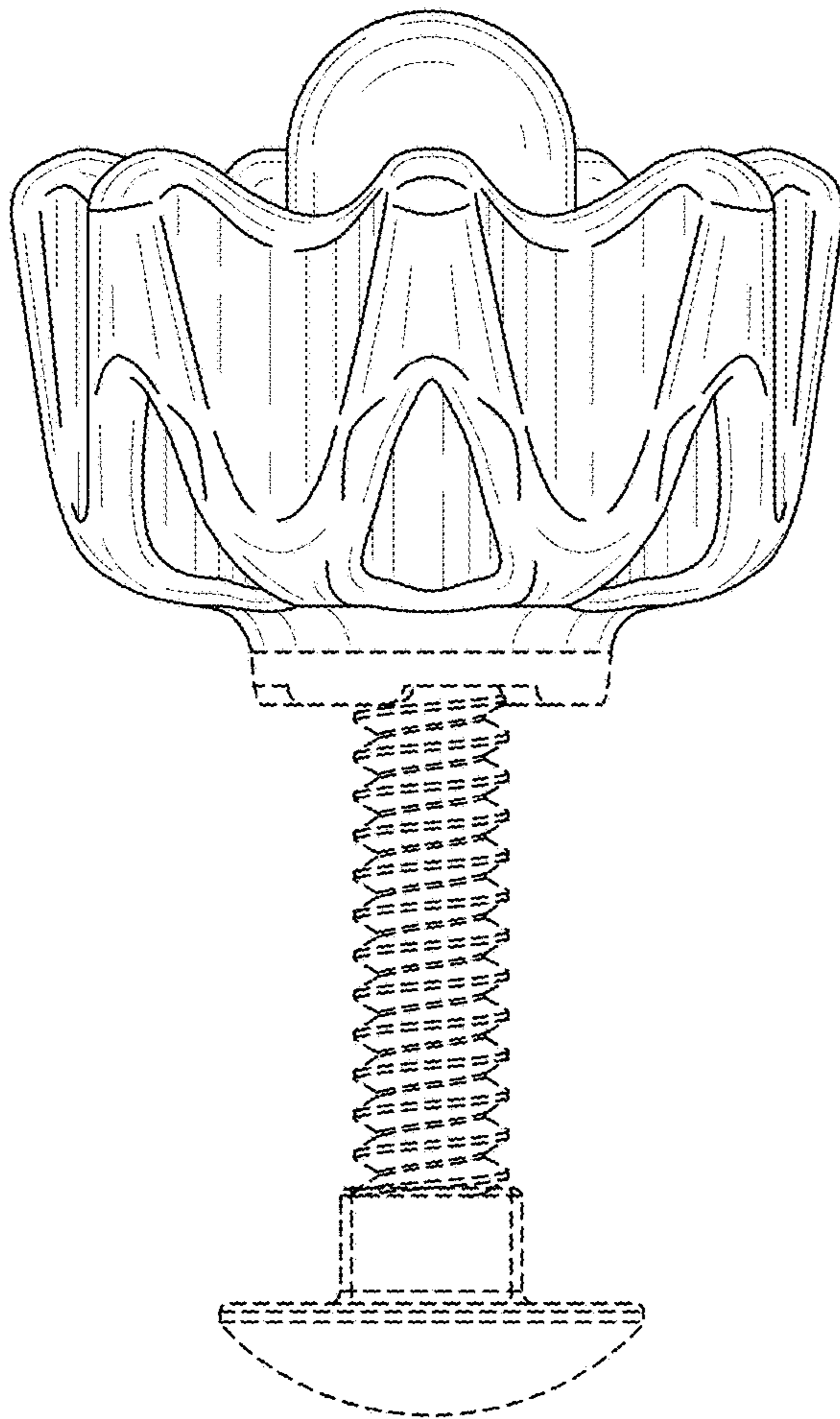


FIG. 4

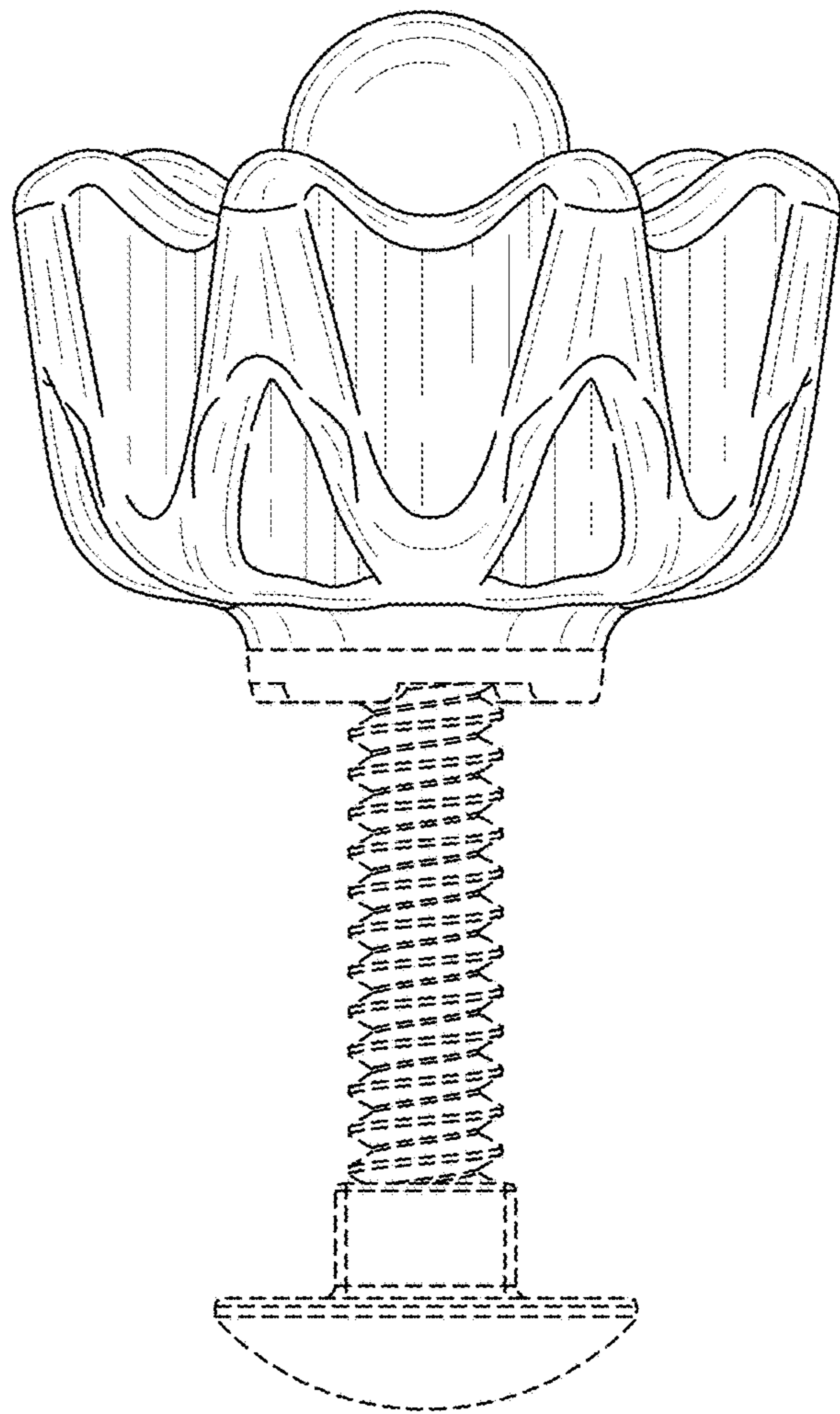


FIG. 5

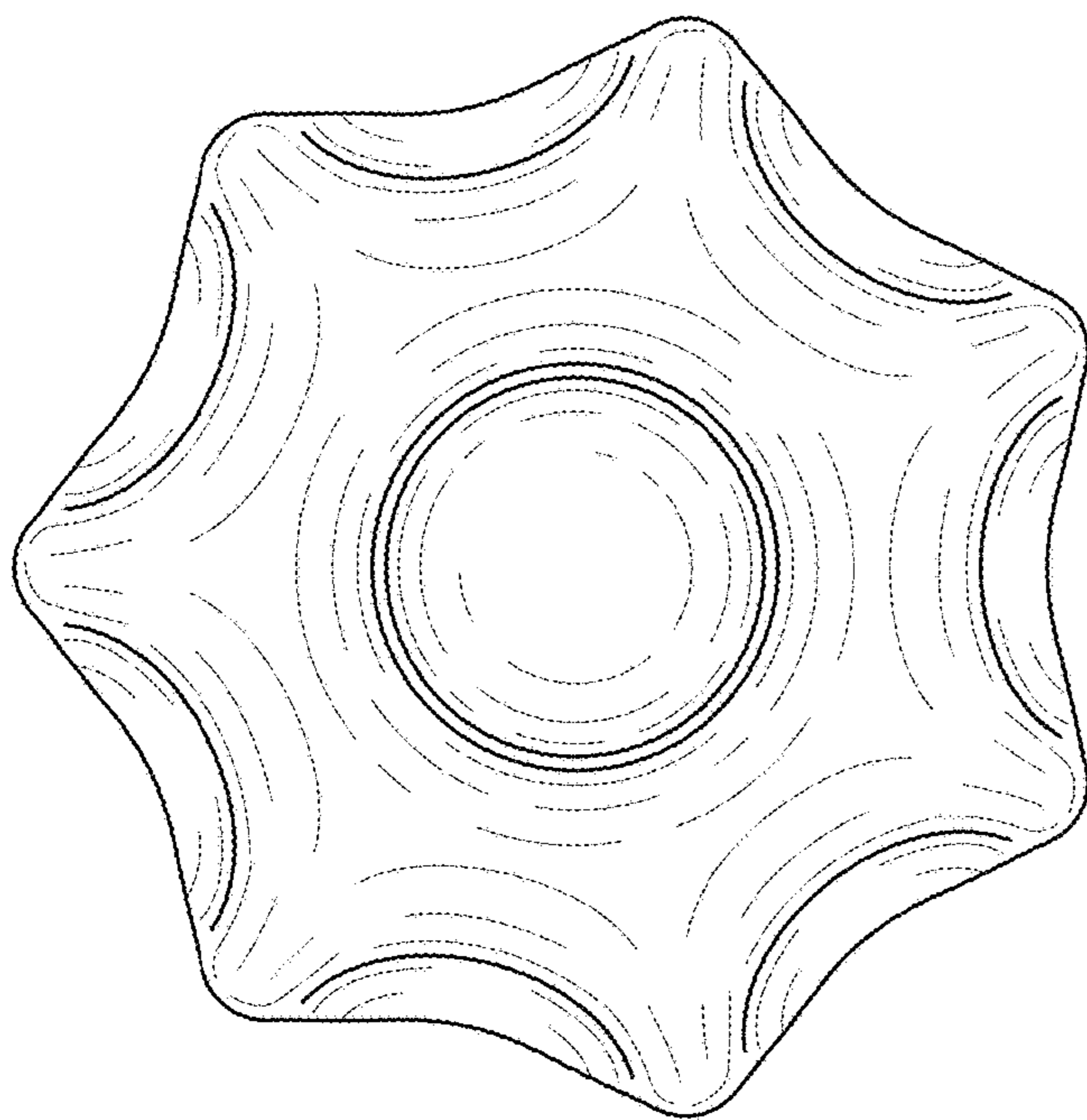


FIG. 6

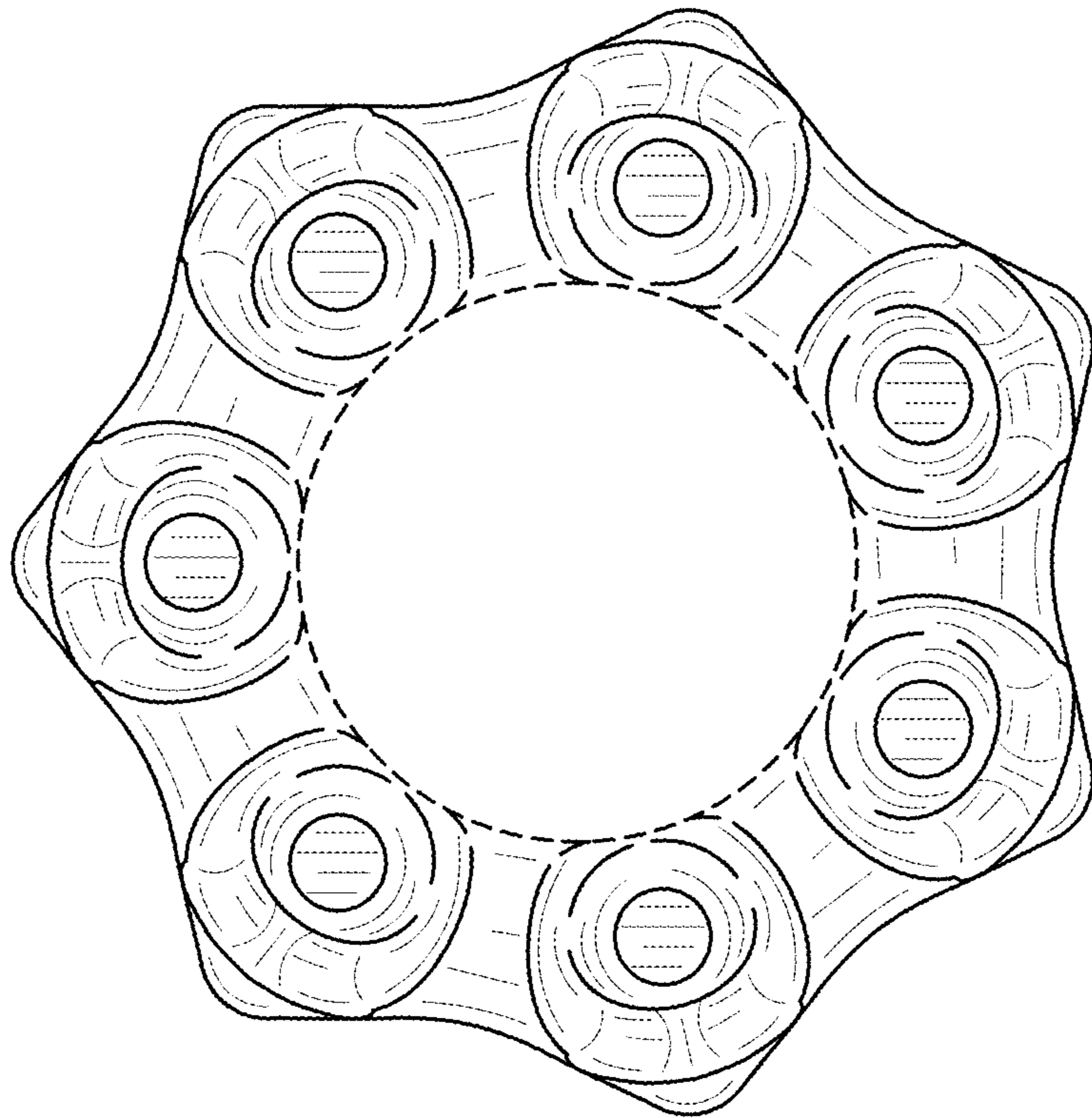


FIG. 7