



US00D801147S

(12) **United States Design Patent** (10) **Patent No.:** **US D801,147 S**
Sokka et al. (45) **Date of Patent:** **** Oct. 31, 2017**

(54) **HANDLE FOR A SAW**
(71) Applicant: **Fiskars Garden Oy Ab**, Billnäs (FI)
(72) Inventors: **Mika Sokka**, Billnäs (FI); **Mikko Heine**, Billnäs (FI); **Kari Kunnas**, Billnäs (FI)
(73) Assignee: **FISKARS FINLAND OY AB**, Helsinki (FI)
(**) Term: **15 Years**
(21) Appl. No.: **29/543,160**
(22) Filed: **Oct. 21, 2015**
(51) **LOC (10) Cl.** **08-03**
(52) **U.S. Cl.**
USPC **D8/97**
(58) **Field of Classification Search**
USPC D8/95, 96, 97, 98, 99, 107; D22/118
CPC B26B 1/02; B26B 1/04; B26B 1/10; B27B 21/00; B27B 21/02; B27B 21/04
See application file for complete search history.

(56) **References Cited**
U.S. PATENT DOCUMENTS
D162,794 S * 4/1951 Derr 30/166.3
4,627,165 A * 12/1986 Gibson B23D 61/12
30/166.3
D307,702 S * 5/1990 Hsu D8/107
5,930,902 A * 8/1999 Hsu B23D 51/01
30/166.3

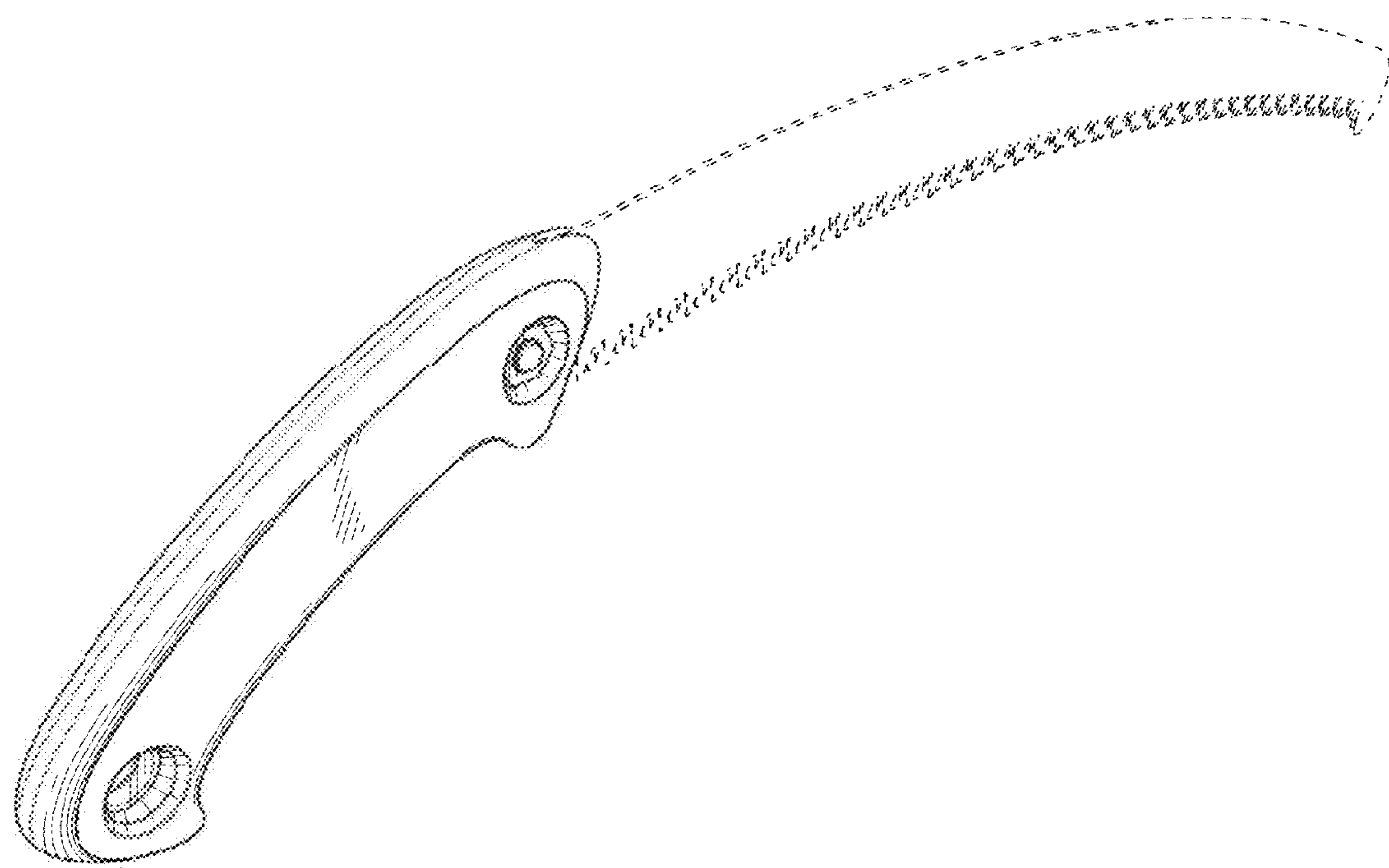
D430,785 S * 9/2000 Eriksson D8/107
6,125,544 A * 10/2000 Eriksson A01G 3/08
30/166.3
D436,013 S * 1/2001 Eriksson D8/95
D440,855 S * 4/2001 Wang D8/107
D500,656 S * 1/2005 Fancelli D8/97
D509,123 S * 9/2005 Tran D8/95
D513,956 S * 1/2006 Tran D8/95
D528,892 S * 9/2006 Okada D8/97
D706,593 S * 6/2014 Meiller D8/9

* cited by examiner
Primary Examiner — Phillip S Hyder
(74) *Attorney, Agent, or Firm* — Leason Ellis LLP

(57) **CLAIM**
The ornamental design for a handle for a saw, as shown and described.

DESCRIPTION
FIG. 1 is a rear perspective view of a handle for a saw according to our new design;
FIG. 2 is a left side view of FIG. 1;
FIG. 3 is a front perspective view of FIG. 1;
FIG. 4 is a right view of FIG. 1;
FIG. 5 is a bottom plan view of FIG. 1;
FIG. 6 is a top plan view of FIG. 1; and
FIG. 7 is a front end view of FIG. 1.
The dash-dash broken lines illustrate environmental structure and form no part of the claimed design.
Conventional shading and shadows are illustrated for purposes of highlighting the solid-rendering, but form no part of the claimed design.

1 Claim, 7 Drawing Sheets



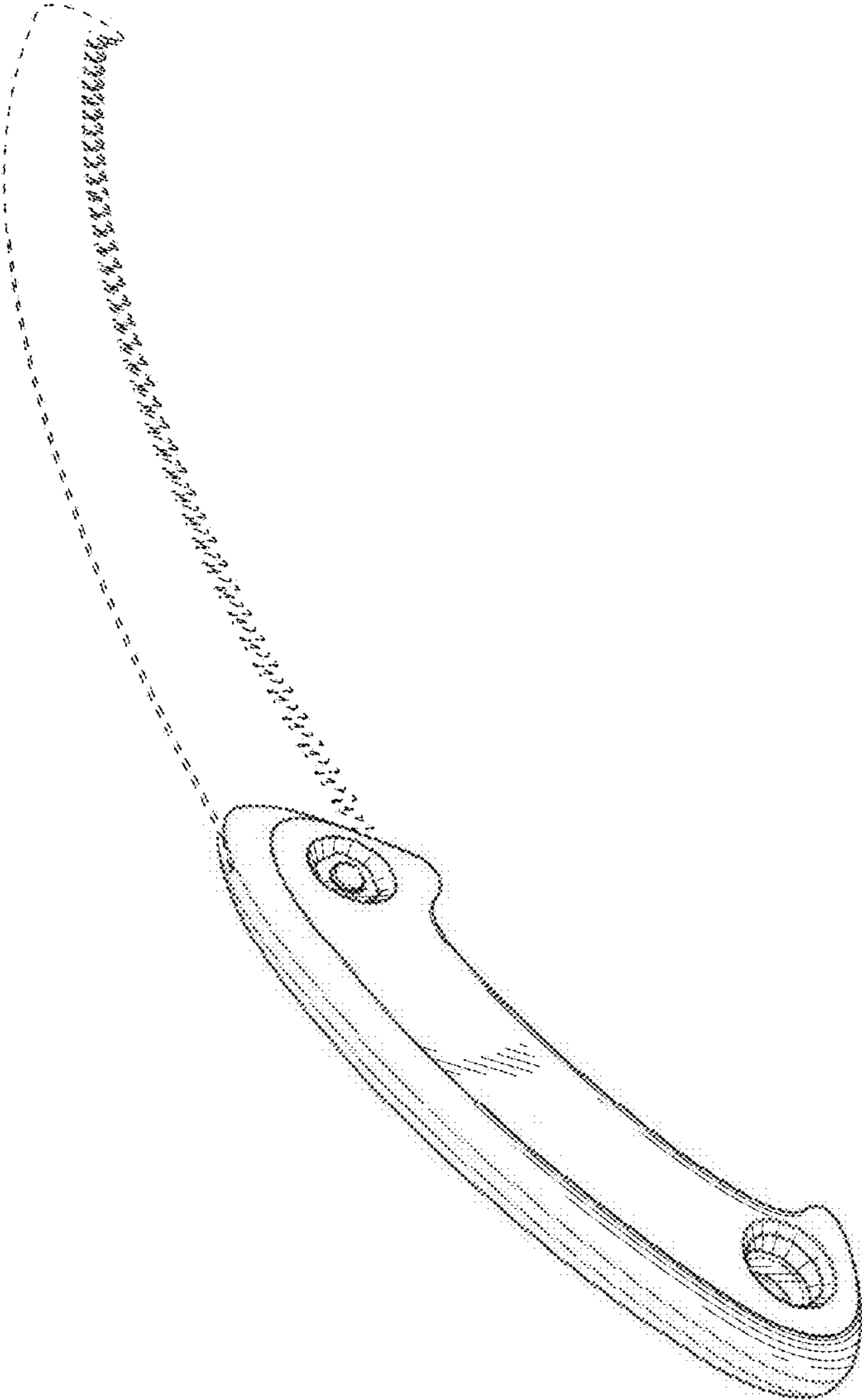


Fig. 1




Fig. 2

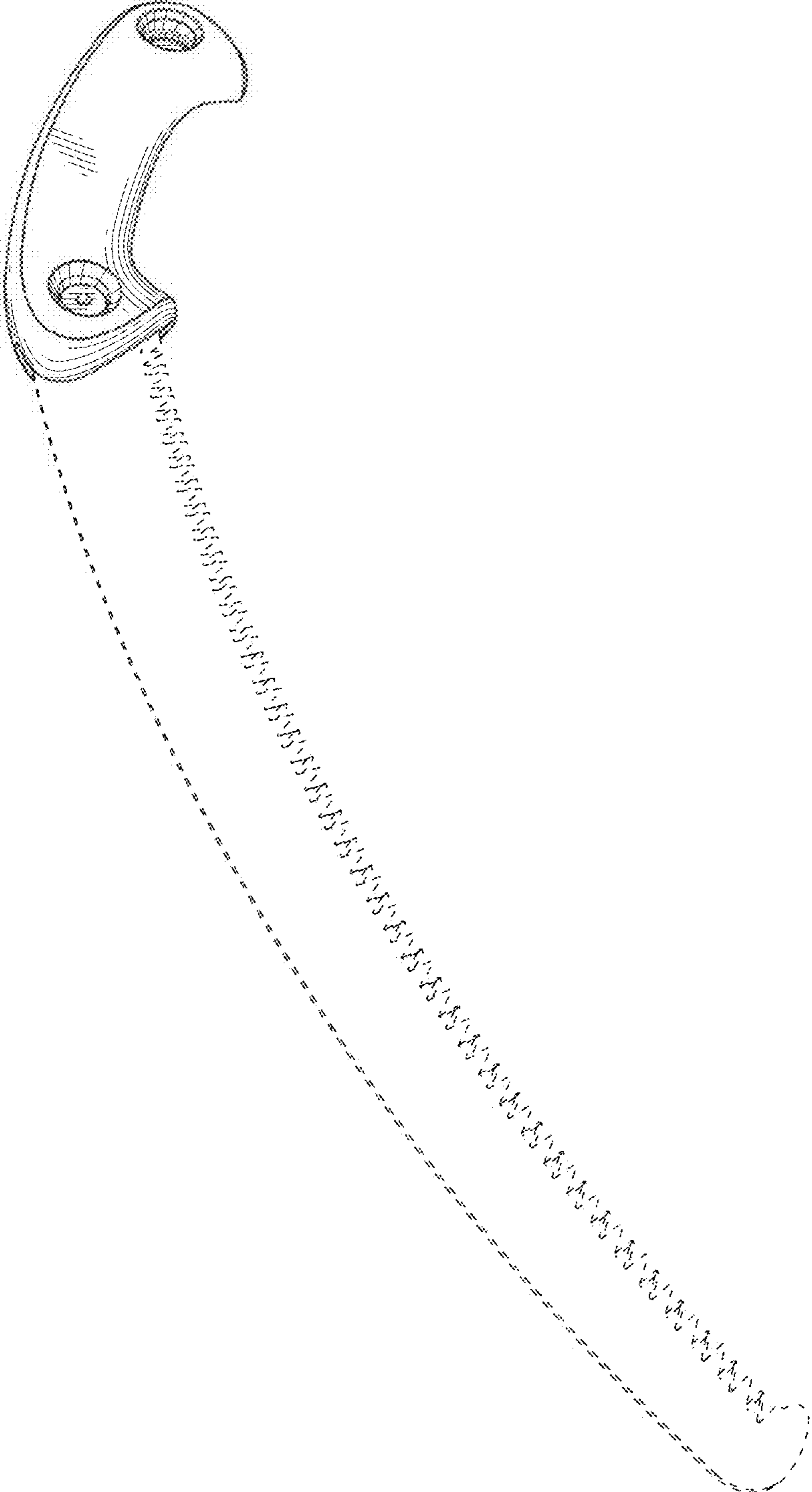


Fig. 3

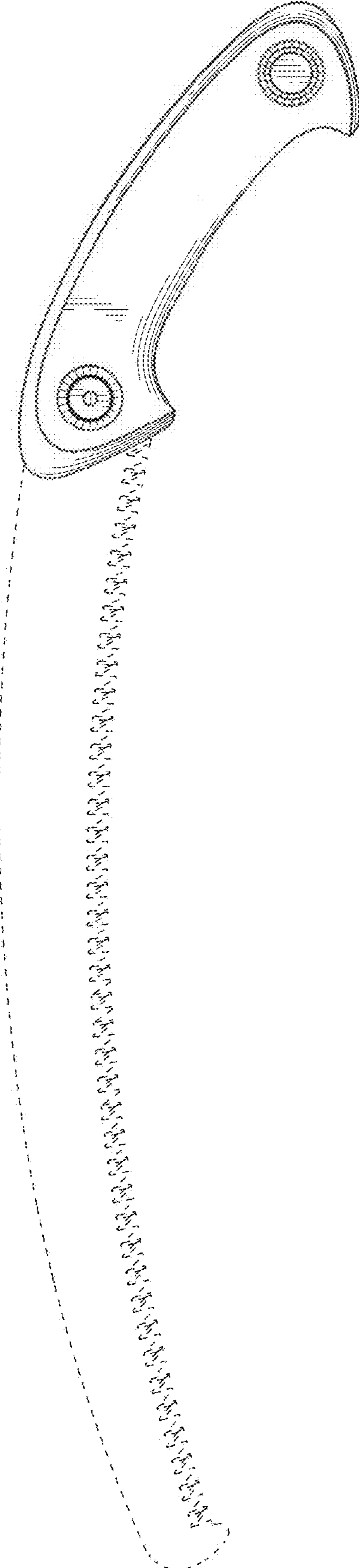


Fig. 4




Fig. 5




Fig. 6



Fig. 7