



US00D801143S

(12) **United States Design Patent**  
**Liu**

(10) **Patent No.:** **US D801,143 S**

(45) **Date of Patent:** **\*\* Oct. 31, 2017**

(54) **KITCHEN SHEARS**

(71) Applicant: **Yunxing Liu**, Irvine, CA (US)

(72) Inventor: **Yunxing Liu**, Irvine, CA (US)

(\*\*) Term: **15 Years**

(21) Appl. No.: **29/549,945**

(22) Filed: **Dec. 29, 2015**

(51) **LOC (10) Cl.** ..... **08-03**

(52) **U.S. Cl.**  
USPC ..... **D8/57**

(58) **Field of Classification Search**  
USPC ..... D8/4, 5, 51-58, 107; D7/693  
CPC ..... B26B 13/00; B26B 13/06; B26B 13/12;  
B26B 13/22; B26B 13/24; B26B 17/00  
See application file for complete search history.

(56) **References Cited**

**U.S. PATENT DOCUMENTS**

- 2,131,395 A \* 9/1938 Voss ..... B26B 13/12  
30/1.5
- D236,080 S \* 7/1975 Hopcraft ..... D8/57

- D243,650 S \* 3/1977 Hayashi ..... D8/55
- D246,223 S \* 11/1977 Hayashi ..... D8/55
- D251,178 S \* 2/1979 Hayashi ..... D8/57
- D282,140 S \* 1/1986 Nalbandyan ..... D8/5
- D384,260 S \* 9/1997 Dunch ..... D8/57
- D394,593 S \* 5/1998 Komori ..... D8/57
- D404,624 S \* 1/1999 Chang ..... D8/107
- D532,269 S \* 11/2006 Kaye ..... D8/107

\* cited by examiner

*Primary Examiner* — Deanna L Pratt

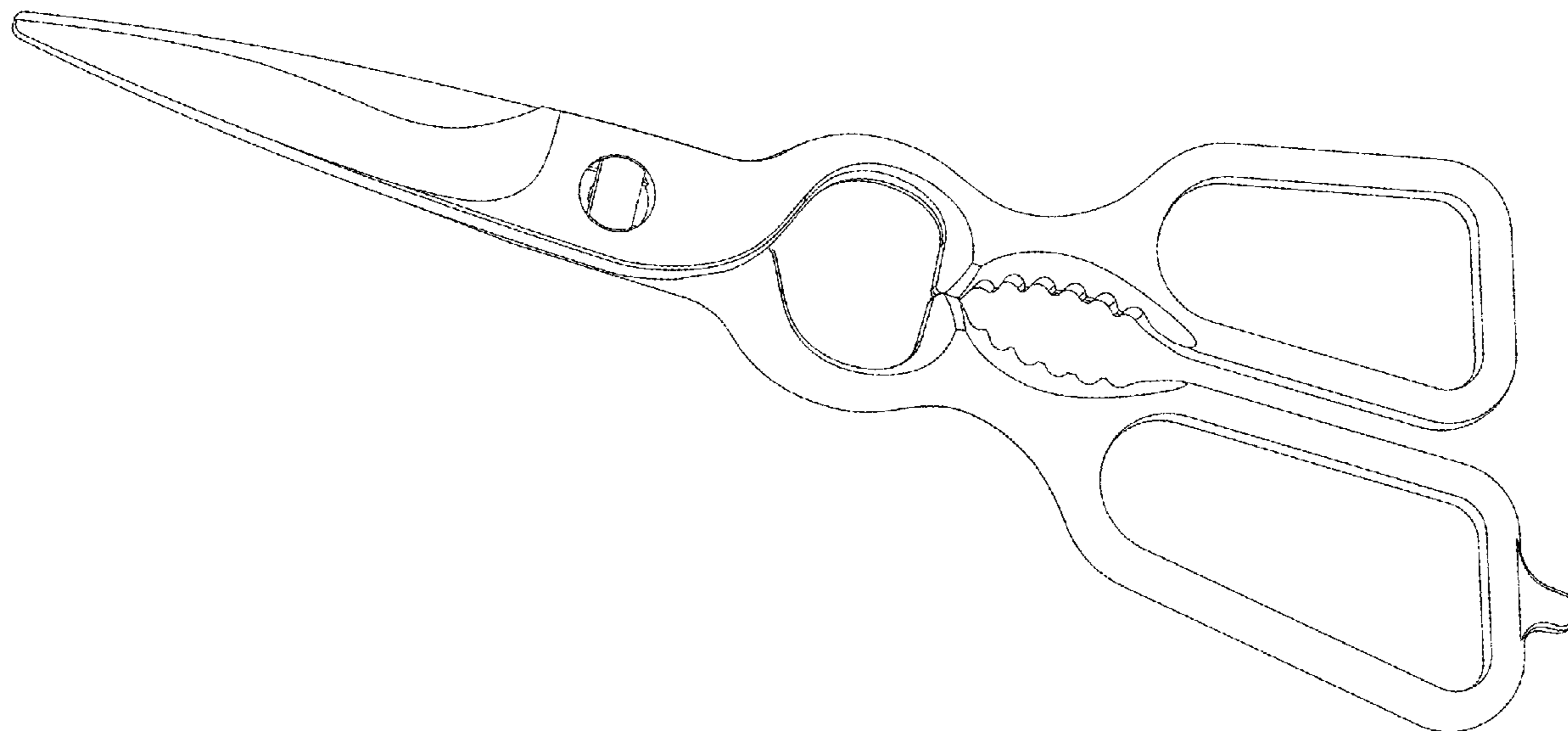
(57) **CLAIM**

The ornamental design for a kitchen shears, as shown and described.

**DESCRIPTION**

FIG. 1 is a left side perspective view of kitchen shears showing my new design.  
 FIG. 2 is a left side view thereof.  
 FIG. 3 is a right side view thereof.  
 FIG. 4 is a top view thereof.  
 FIG. 5 is a bottom view thereof.  
 FIG. 6 is a rear view thereof; and,  
 FIG. 7 is a front view thereof.

**1 Claim, 3 Drawing Sheets**



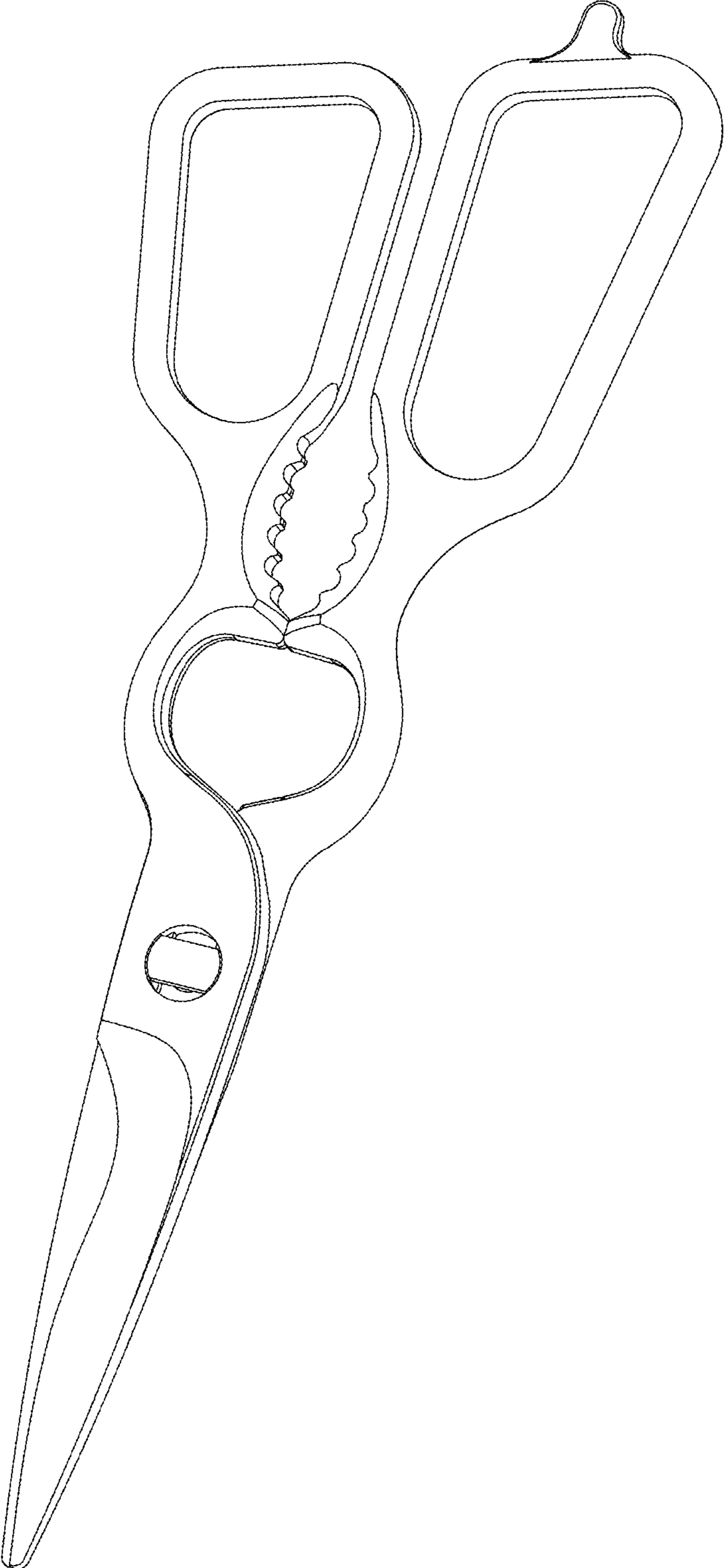
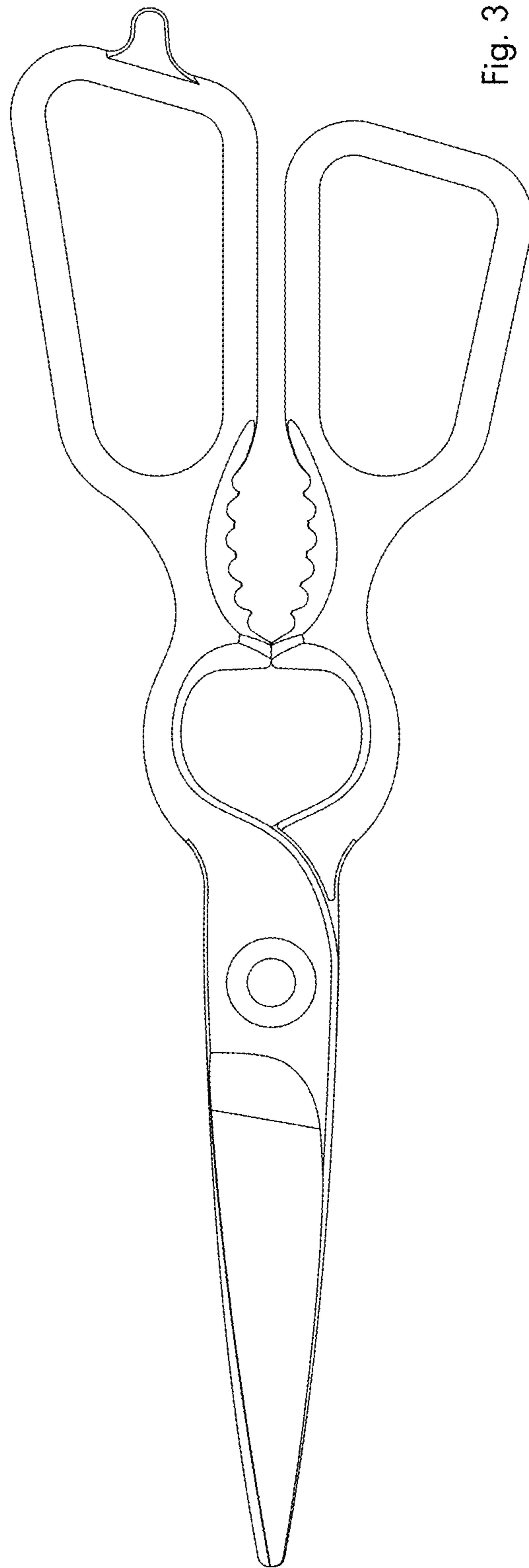
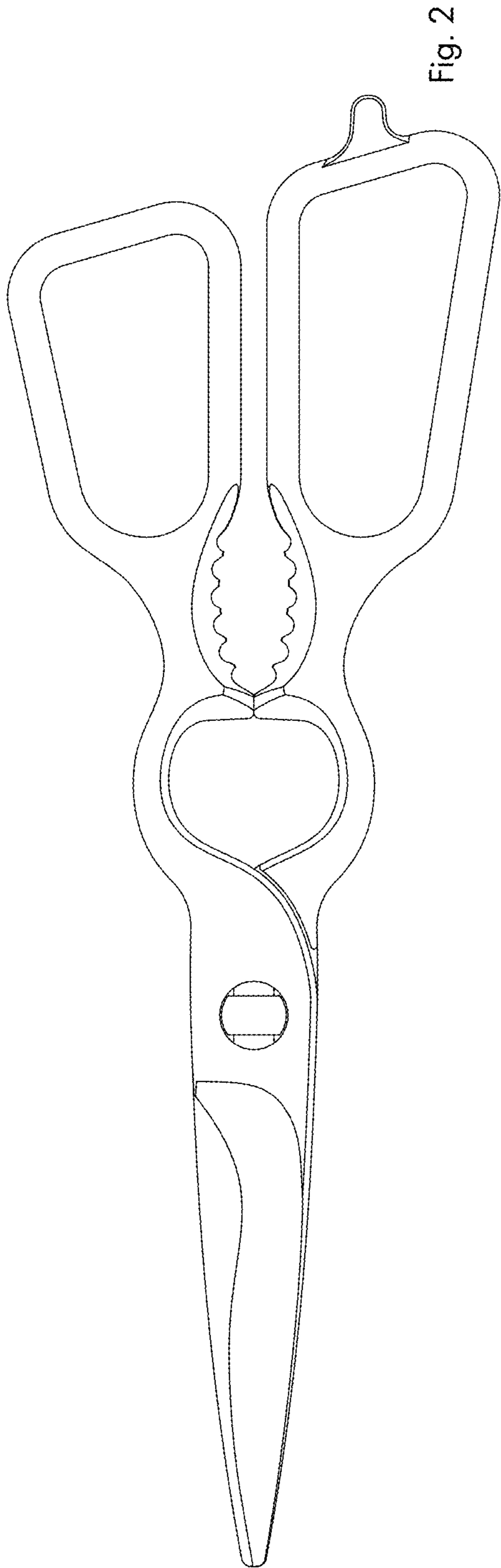


Fig. 1



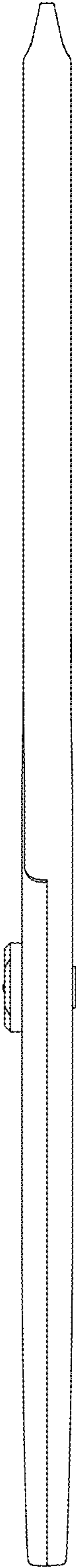


Fig. 4



Fig. 5

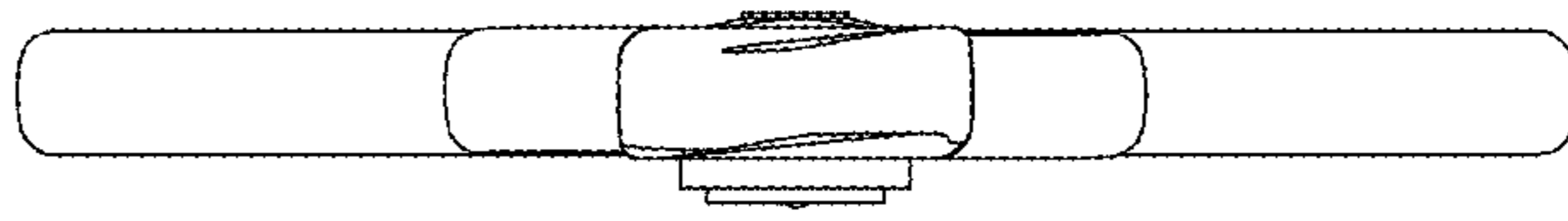


Fig. 7

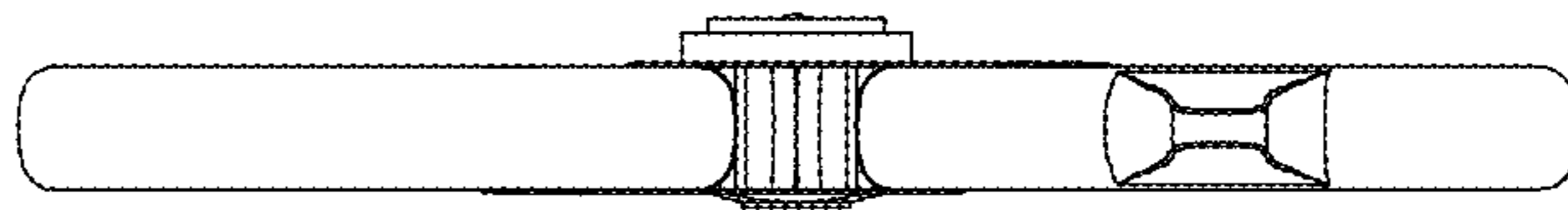


Fig. 6