



US00D801138S

(12) **United States Design Patent** (10) **Patent No.:** **US D801,138 S**
Tuohy (45) **Date of Patent:** **** Oct. 31, 2017**

(54) **BOTTLE OPENER**
(71) Applicant: **Kevin Tuohy**, Mission Viejo, CA (US)
(72) Inventor: **Kevin Tuohy**, Mission Viejo, CA (US)
(**) Term: **15 Years**

(21) Appl. No.: **29/587,736**
(22) Filed: **Dec. 15, 2016**
(51) **LOC (10) Cl.** **07-06**
(52) **U.S. Cl.**
USPC **D8/18**

(58) **Field of Classification Search**
USPC D8/18, 33, 38, 40, 356; D1/106, 111;
D3/207, 208, 210; D9/600; D21/319,
D21/358, 478, 598, 599, 708, 733, 759;
30/400, 409-411; 53/363; 81/3.55, 3.57;
7/169
CPC B67B 7/00; B67B 7/04; B67B 7/06; B67B
7/14; B67B 7/16; B67B 7/20; B67B 7/24;
B67B 7/30; B67B 7/38; B67B 7/44;
B67B 7/182; B67B 7/403; B67B
2201/012; B67B 2201/17; B67B 1/00
See application file for complete search history.

(56) **References Cited**
U.S. PATENT DOCUMENTS
D154,880 S * 8/1949 Ross D8/38
D279,645 S * 7/1985 Makris D8/18

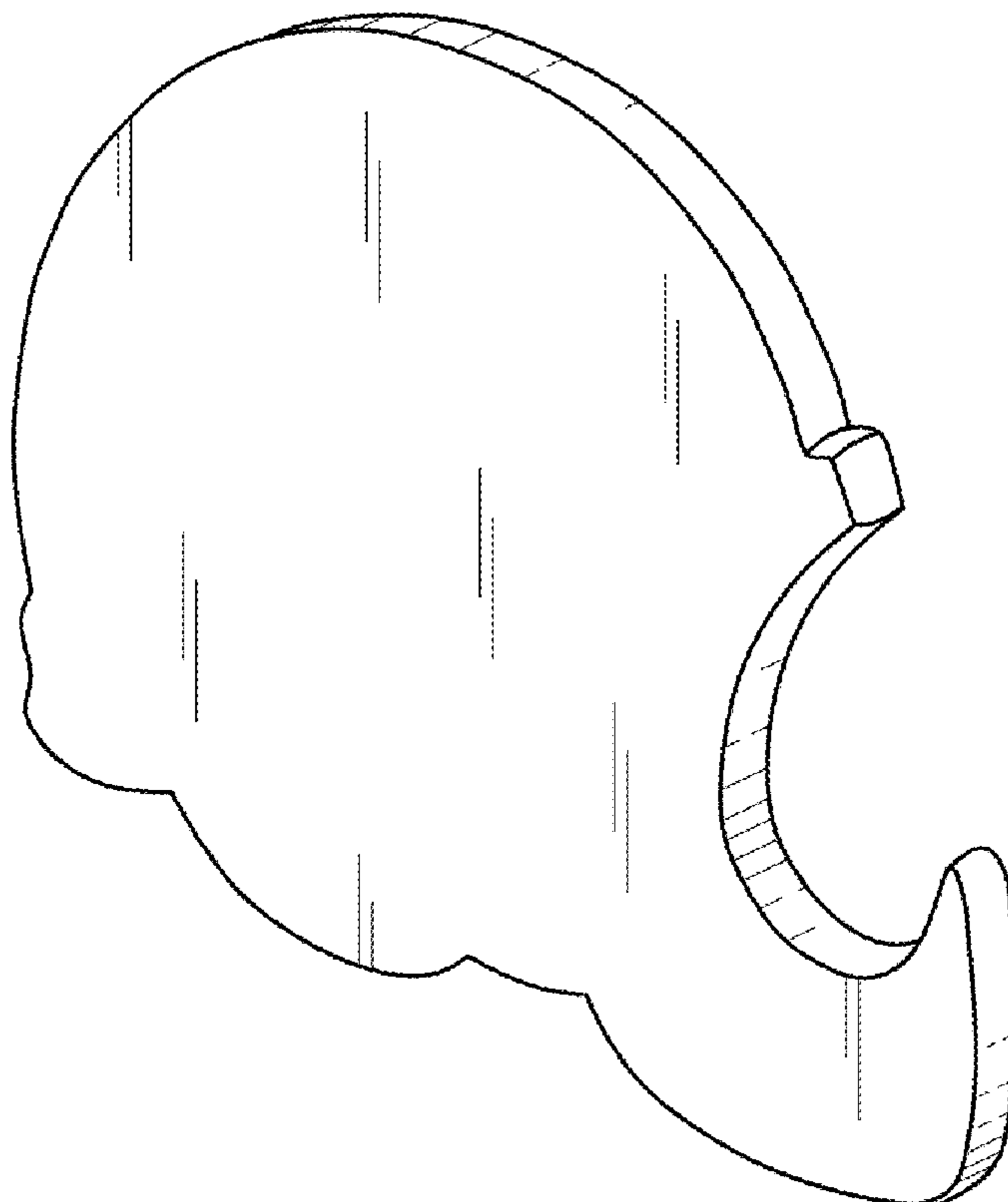
D334,696 S * 4/1993 Makris D21/599
D433,899 S * 11/2000 Saffron D8/18
D488,972 S * 4/2004 Kelleghan D8/38
D496,240 S * 9/2004 Sandelius D8/18
D500,648 S * 1/2005 Kelleghan D8/38
D516,886 S * 3/2006 Kelleghan D8/38
D517,881 S * 3/2006 Kelleghan D8/38
D601,394 S * 10/2009 Welch D8/38

* cited by examiner
Primary Examiner — Wan Laymon
Assistant Examiner — Clint A Samuel
(74) *Attorney, Agent, or Firm* — Stetina Brunda Garred & Brucker

(57) **CLAIM**
The ornamental design for a bottle opener, as shown and described.

DESCRIPTION
FIG. 1 is a top, front perspective view of the bottle opener of the present invention showing my new design;
FIG. 2 is a top plan view thereof;
FIG. 3 is a left side elevational view thereof;
FIG. 4 is a front elevational view thereof, the rear elevational view being a mirror image of the front elevational view;
FIG. 5 is a right side elevational view thereof; and,
FIG. 6 is a bottom plan view thereof.

1 Claim, 1 Drawing Sheet



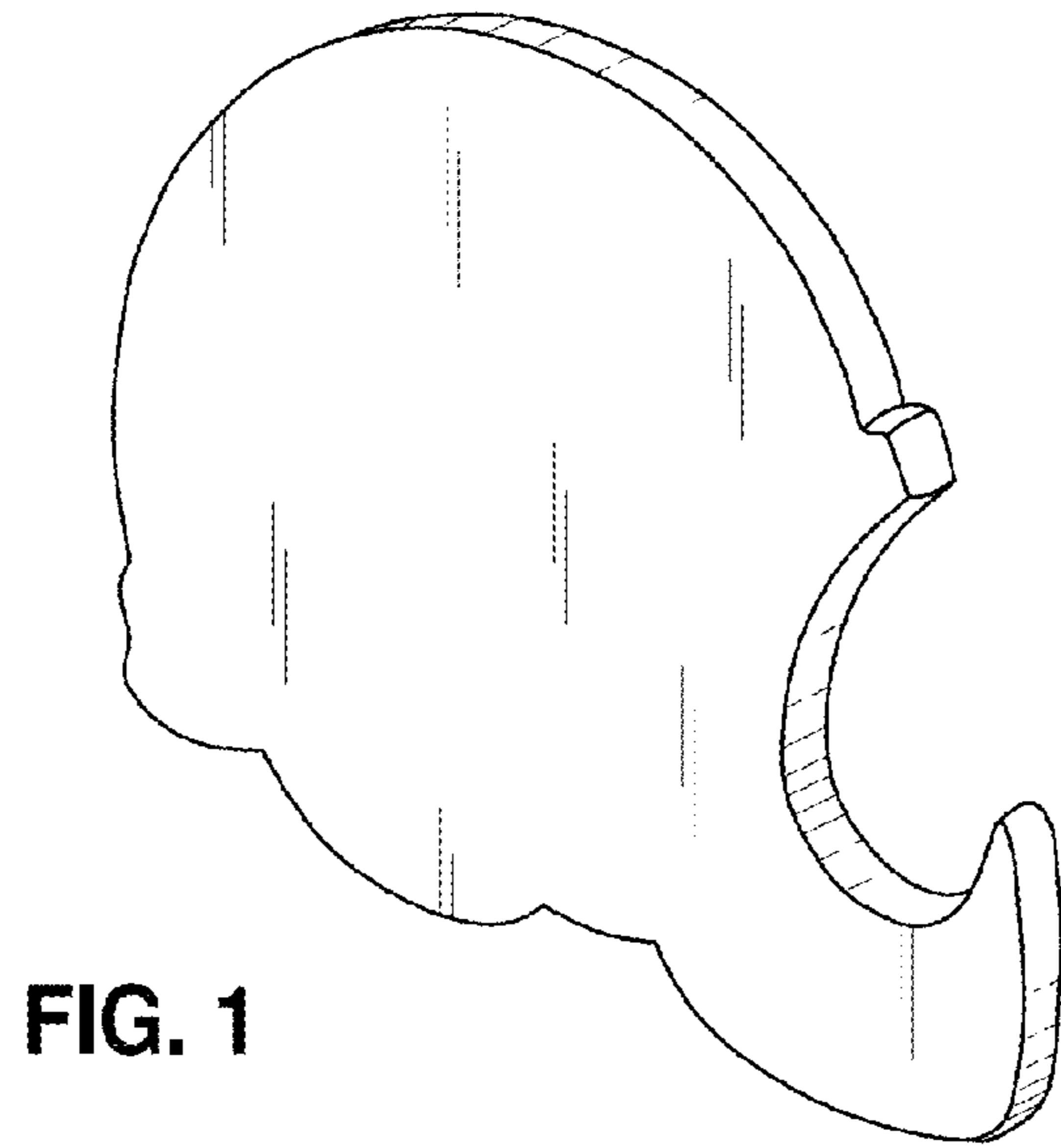


FIG. 1




FIG. 2



FIG. 3

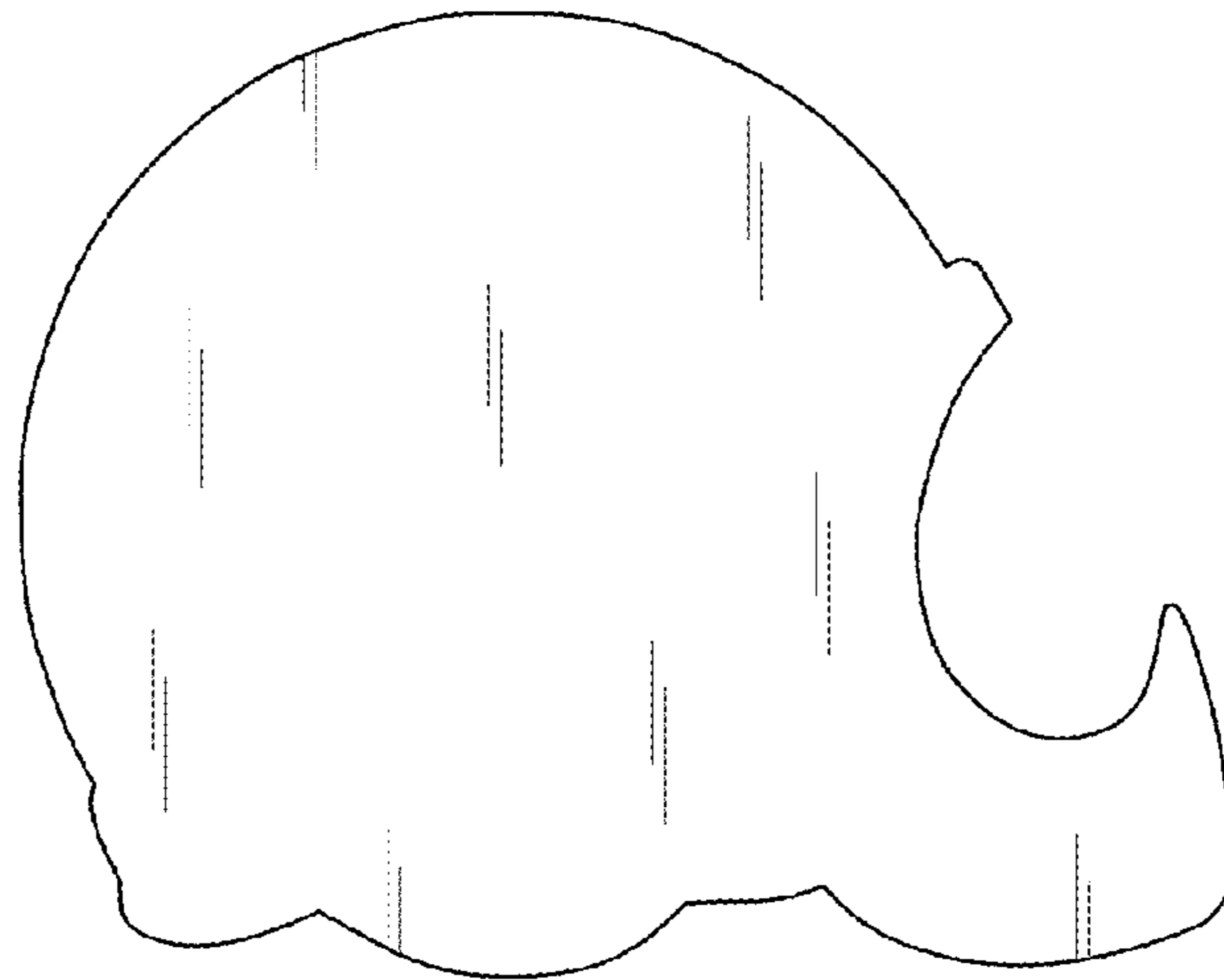


FIG. 4



FIG. 5

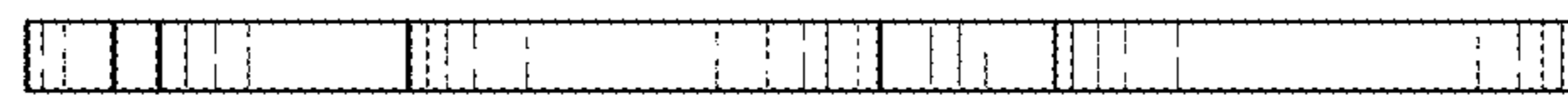


FIG. 6