



US00D801136S

(12) **United States Design Patent**
Campbell

(10) **Patent No.:** **US D801,136 S**
(45) **Date of Patent:** **** Oct. 31, 2017**

(54) **SHRUB SAVER**

(71) Applicant: **Jon Alan Campbell**, Pine Bush, NY
(US)

(72) Inventor: **Jon Alan Campbell**, Pine Bush, NY
(US)

(**) Term: **14 Years**

(21) Appl. No.: **29/474,539**

(22) Filed: **Oct. 21, 2014**

(51) **LOC (10) Cl.** **08-01**

(52) **U.S. Cl.**
USPC **D8/1**

(58) **Field of Classification Search**
USPC D8/1; D20/10; D10/113.4
CPC A01G 13/043; A01G 13/02; A01G 13/04;
G09F 15/0062

See application file for complete search history.

(56) **References Cited**

U.S. PATENT DOCUMENTS

- 381,766 A * 4/1888 Deuther G09F 15/0062
248/166
- 650,024 A * 5/1900 Riggins A01G 13/04
47/29.5
- 1,135,241 A * 4/1915 Woods G09F 15/0062
248/166
- 1,513,446 A * 10/1924 Craft G09F 15/0062
40/610
- 1,690,716 A * 11/1928 Brisbois A01G 13/0225
47/30
- 1,978,921 A * 10/1934 Wade A01G 13/043
47/31
- 2,232,005 A * 2/1941 Jones A01G 13/04
47/29.7
- D162,243 S * 2/1951 Simmons 47/32.4
- 2,864,191 A * 12/1958 Hagen G09F 15/0062
248/166
- 2,902,239 A * 9/1959 Janecka, Jr. G09F 15/0062
248/165

- 2,961,786 A * 11/1960 Lowmaster G09F 15/0062
40/606.14
- 3,483,995 A * 12/1969 Larson A47F 5/0815
248/220.41
- 3,846,935 A * 11/1974 Wagner A01G 13/02
47/23.2
- 3,946,521 A * 3/1976 Ours A01G 9/241
236/101 R
- 4,197,673 A * 4/1980 Thomas A01G 13/02
47/23.2
- 4,253,260 A * 3/1981 Maza G09F 15/0062
116/63 P

(Continued)

Primary Examiner — Sheryl Lane

(74) Attorney, Agent, or Firm — Suzanne Kikel

(57) **CLAIM**

The ornamental design for a shrub saver, as shown and described.

DESCRIPTION

FIG. 1 is a front perspective view of the shrub saver in an expanded position.

FIG. 2 is a front perspective view of the shrub saver in a collapsed position.

FIG. 3 is a front elevational view of FIG. 2.

FIG. 4 is a rear elevational view thereof.

FIG. 5 is a left side view thereof.

FIG. 6 is a right side view thereof.

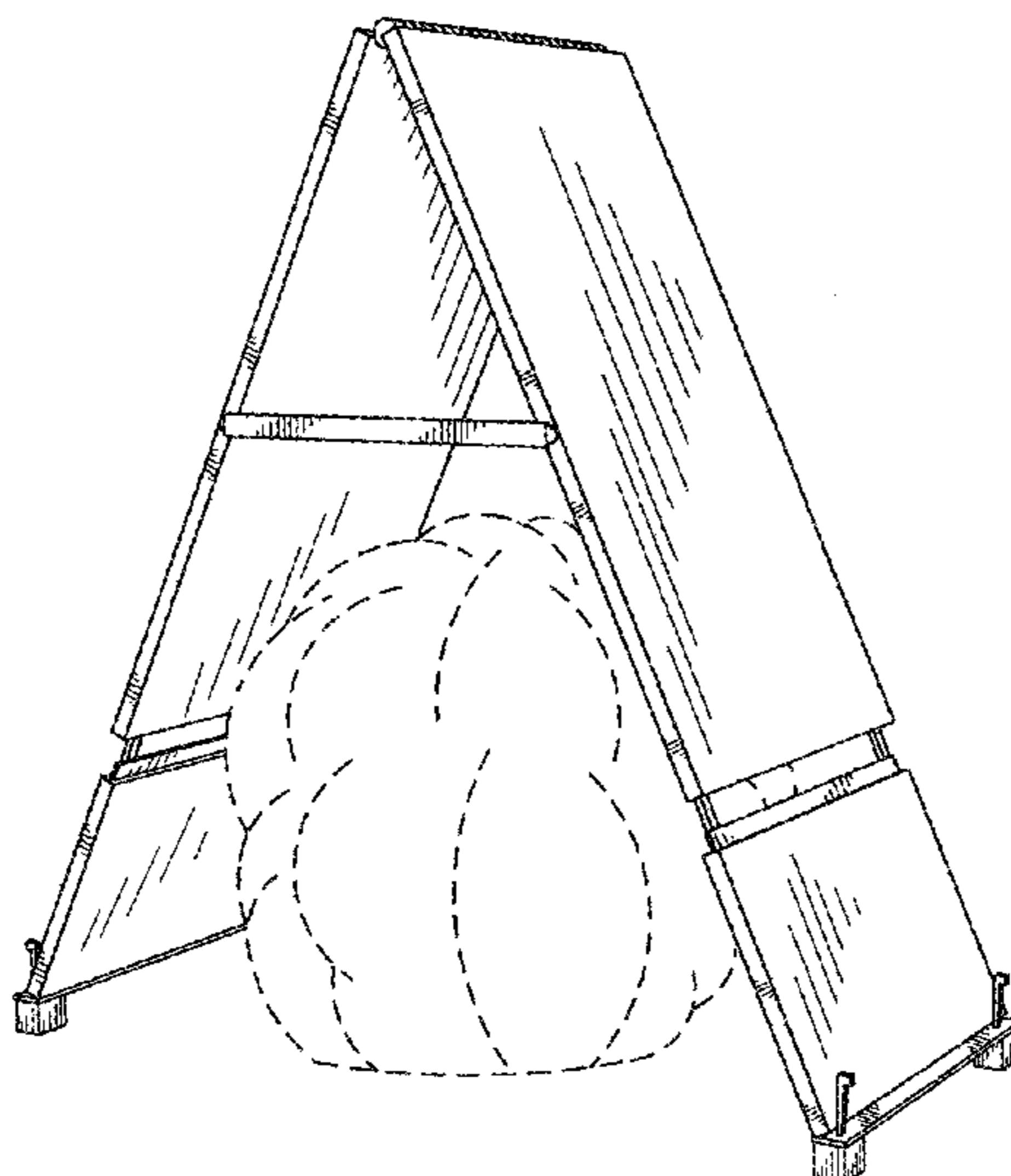
FIG. 7 is a top view thereof; and,

FIG. 8 is a bottom view thereof.

The broken lines of the shrub in FIG. 1 are included for the purpose of illustrating environment and form no part of the claimed design.

The claimed shrub saver is used as a protective housing that fits over shrubs, flora, and the like which are located in an area subject to sudden dumps of snow, such as beneath the eaves of a roof.

1 Claim, 8 Drawing Sheets



(56)

References Cited

U.S. PATENT DOCUMENTS

4,285,163 A 8/1981 Booker, Jr.
 D260,780 S * 9/1981 Maza D20/10
 4,785,576 A 11/1988 Morgan
 D331,352 S * 12/1992 Forrest D8/1
 D371,807 S * 7/1996 Mandell D10/113.1
 D386,653 S * 11/1997 Brown D8/1
 D391,879 S * 3/1998 Lawton D10/113.4
 D395,334 S * 6/1998 Eberle D10/109.1
 D399,713 S * 10/1998 Allen D8/1
 D405,708 S * 2/1999 Liu D10/113.4
 6,003,257 A * 12/1999 Stokes G09F 15/0062
 40/455
 6,131,320 A * 10/2000 Eberle G09F 15/0062
 40/606.18
 D463,499 S * 9/2002 Marcos D20/10
 6,615,523 B1 * 9/2003 Curbelo G09F 7/00
 116/63 P

7,017,299 B1 3/2006 Speed et al.
 D544,922 S * 6/2007 Shaffer D20/10
 D598,798 S * 8/2009 Tsui D10/113.4
 8,695,141 B1 * 4/2014 Villareal B65G 69/30
 14/69.5
 D714,596 S * 10/2014 Forno D8/1
 2003/0145499 A1 * 8/2003 Tarter G09F 15/0062
 40/610
 2004/0060211 A1 * 4/2004 Thomas A47F 7/02
 40/124.11
 2007/0079548 A1 * 4/2007 Bakowski A01G 13/043
 47/31
 2008/0216370 A1 * 9/2008 Glass G09F 15/0062
 40/610
 2011/0239506 A1 * 10/2011 Glass, Jr. G09F 15/0062
 40/610
 2011/0247266 A1 10/2011 McMichael
 2016/0120137 A1 * 5/2016 Toye A01G 13/0268
 47/31

* cited by examiner

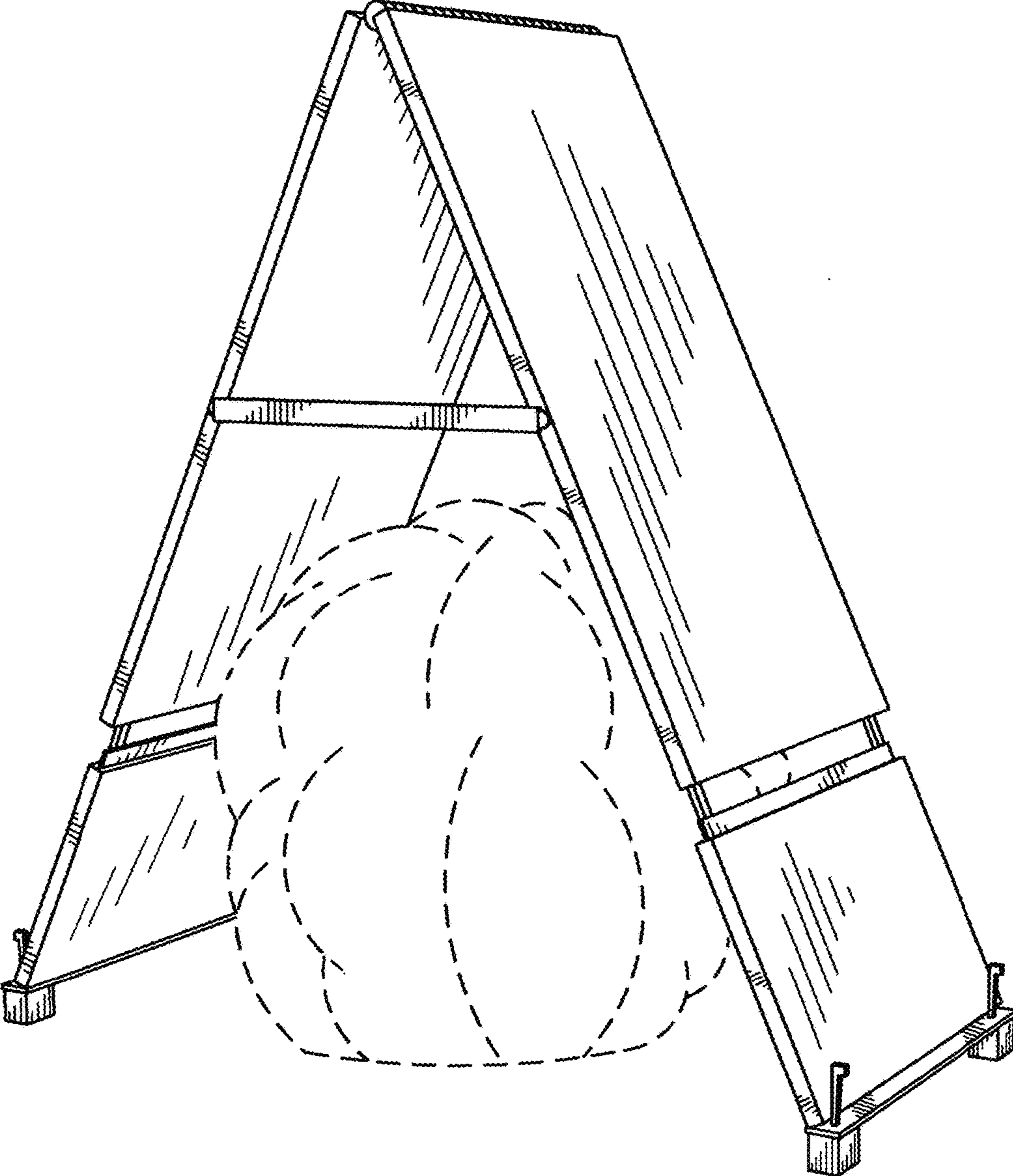


FIG. 1

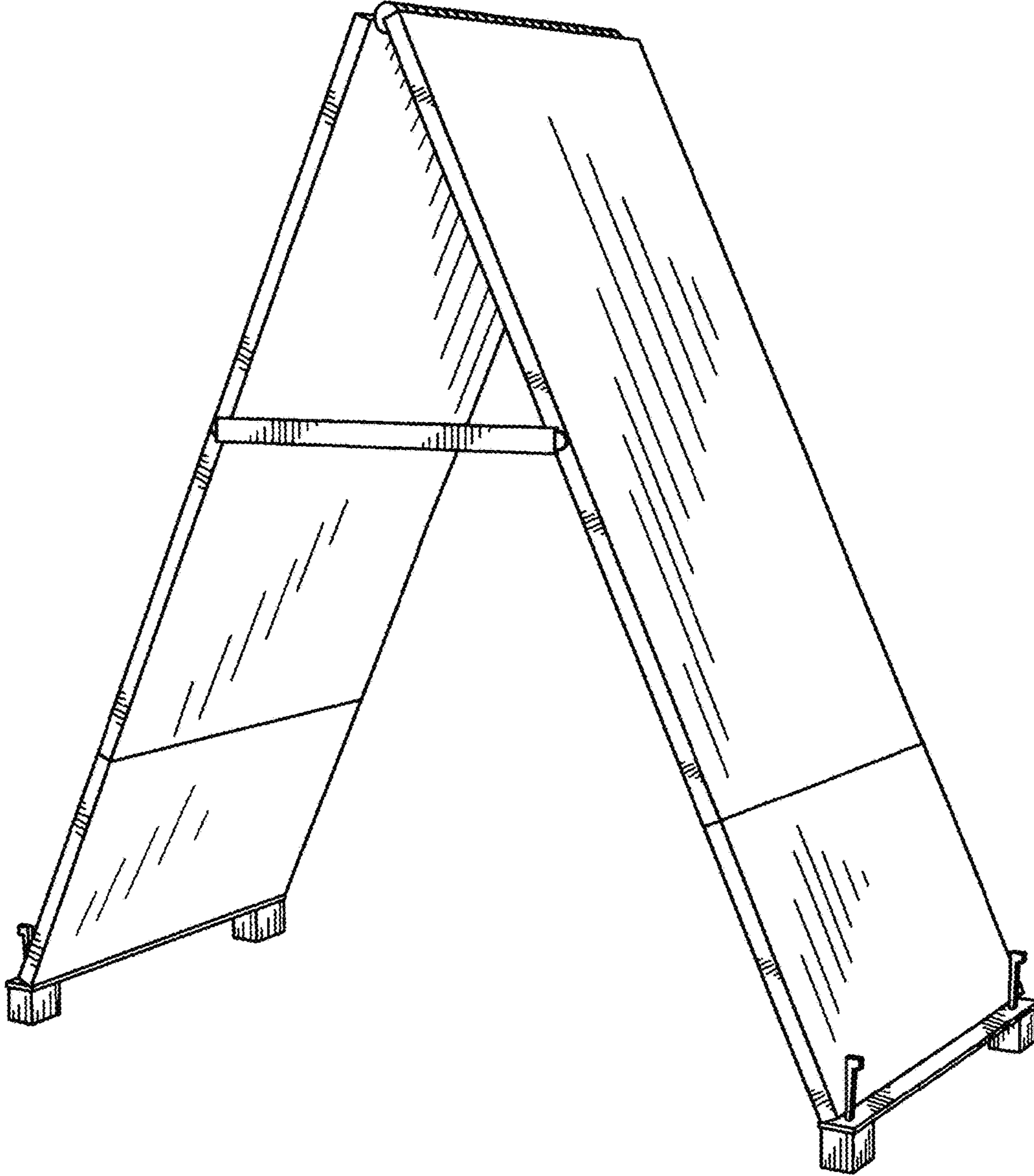


FIG. 2

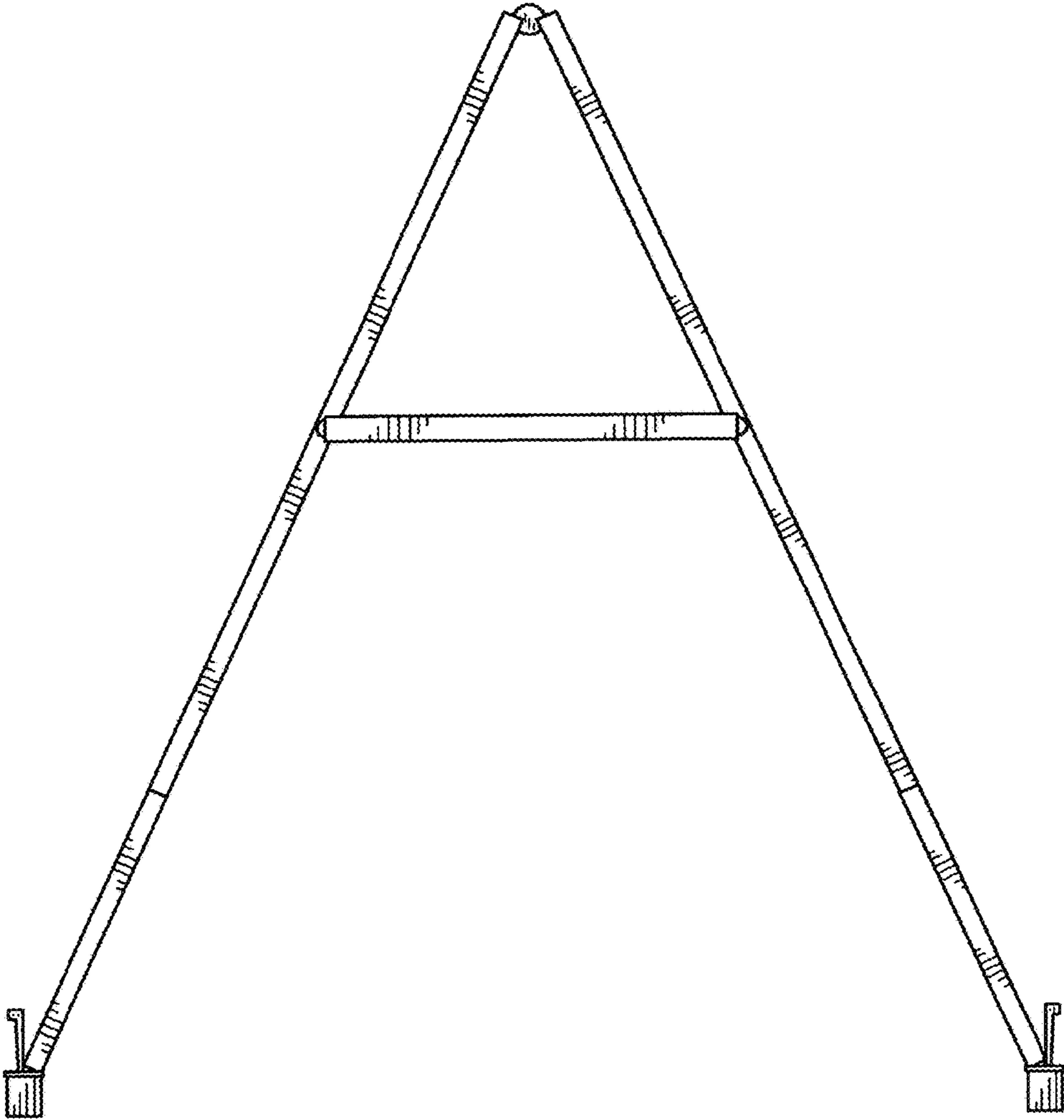


FIG. 3

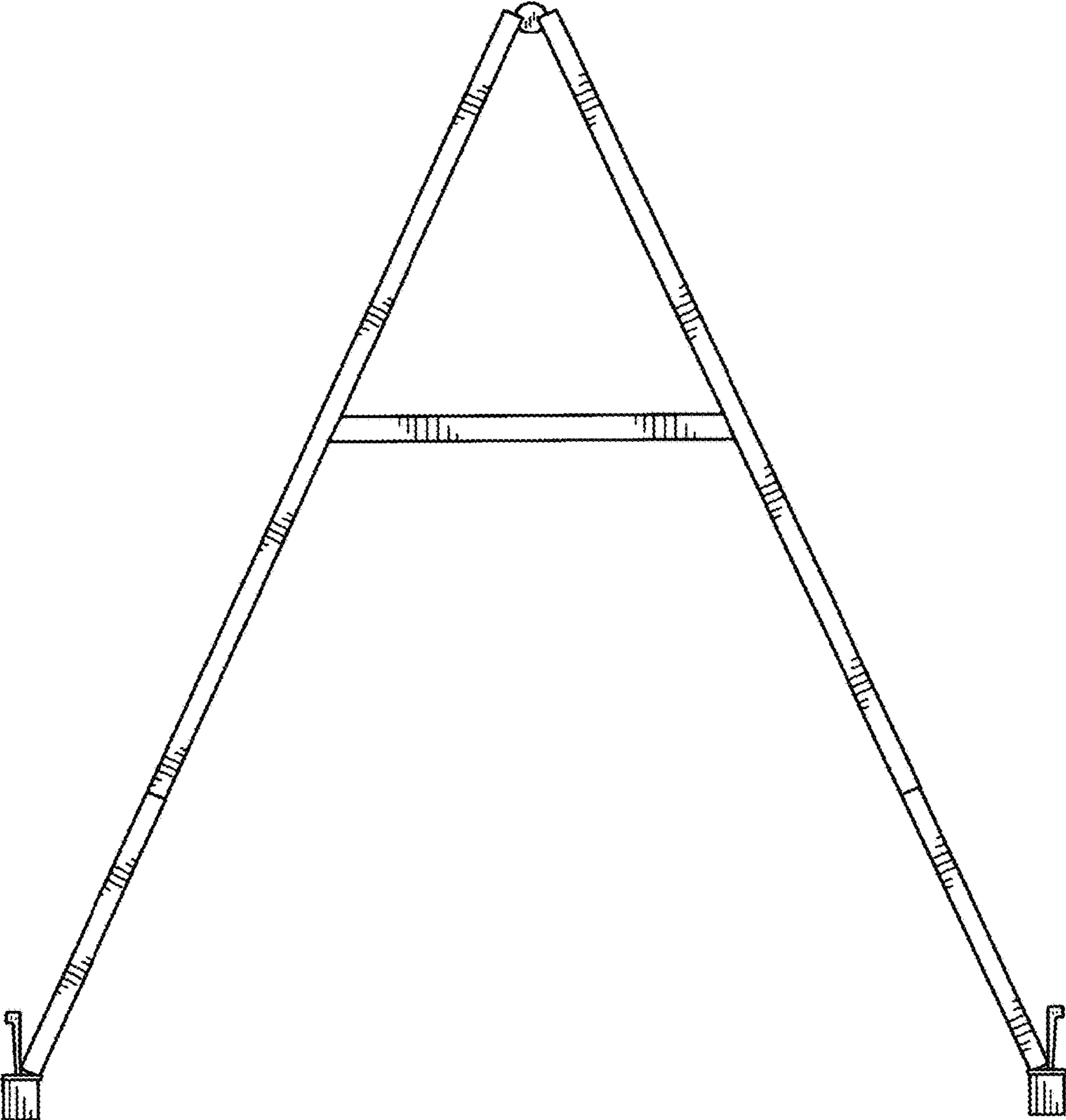


FIG. 4

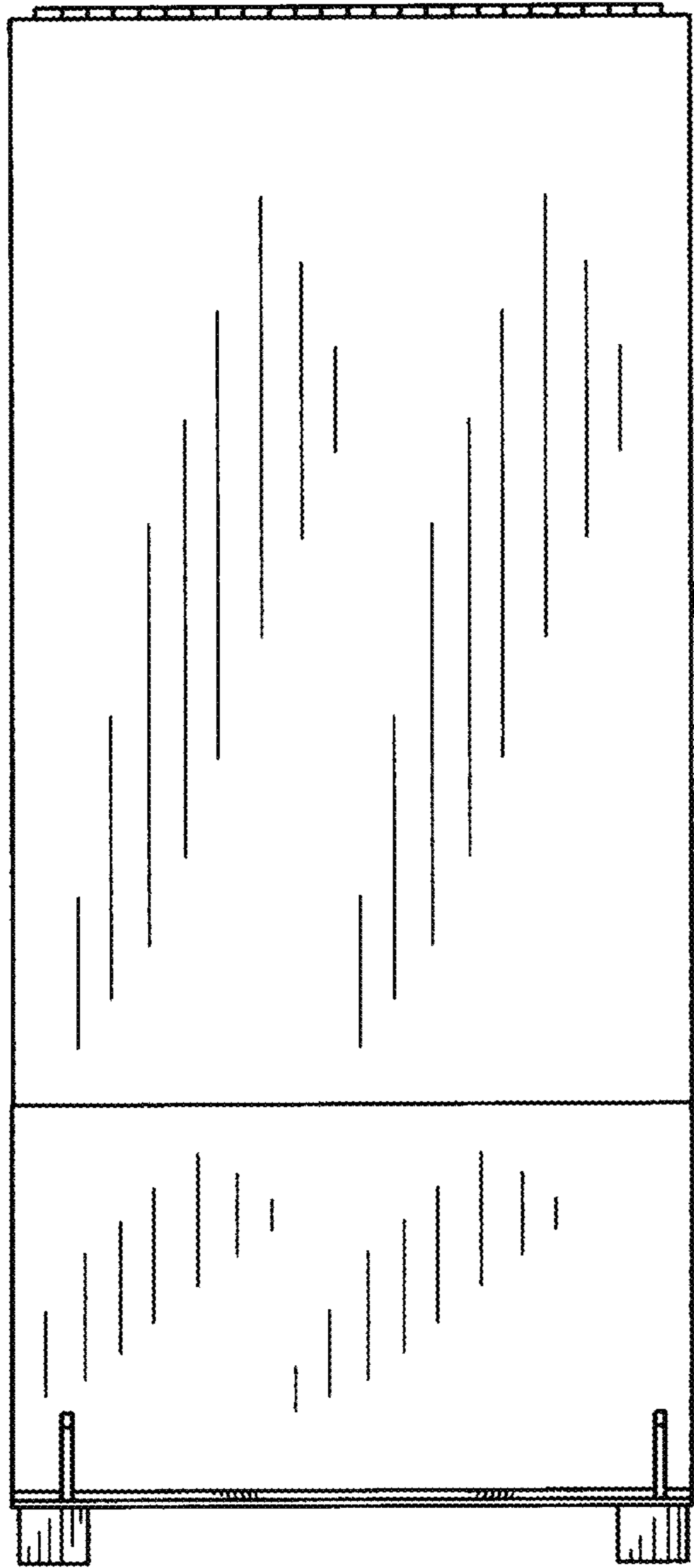


FIG. 5

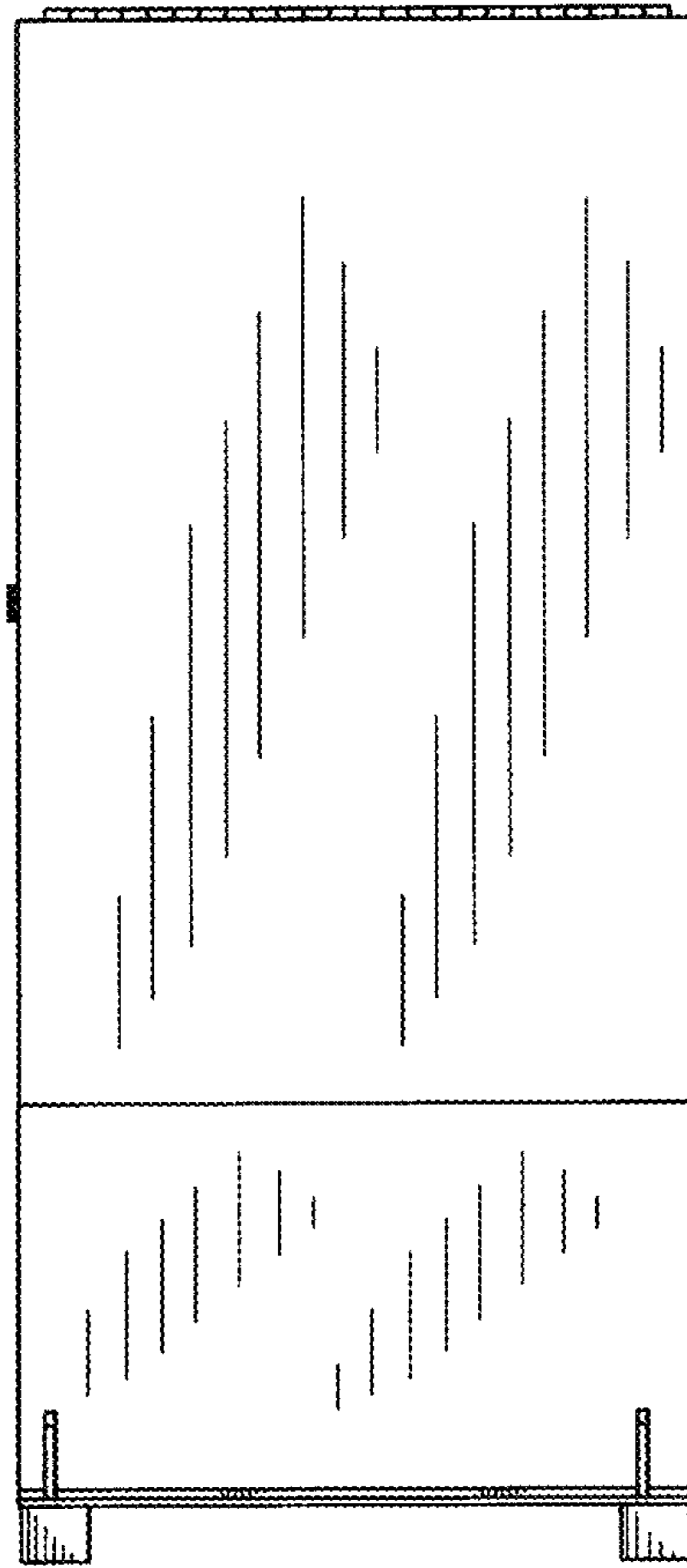


FIG. 6

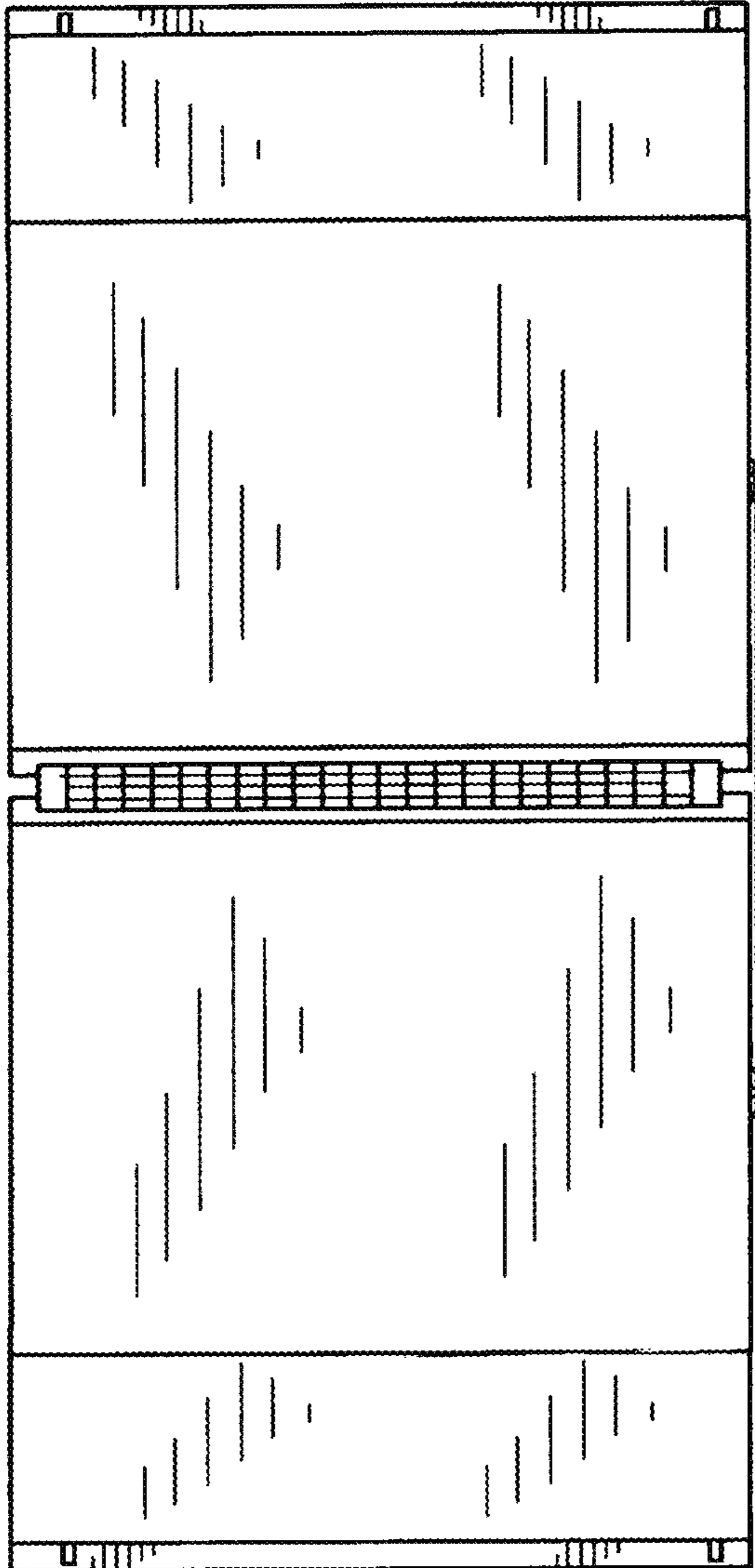


FIG. 7

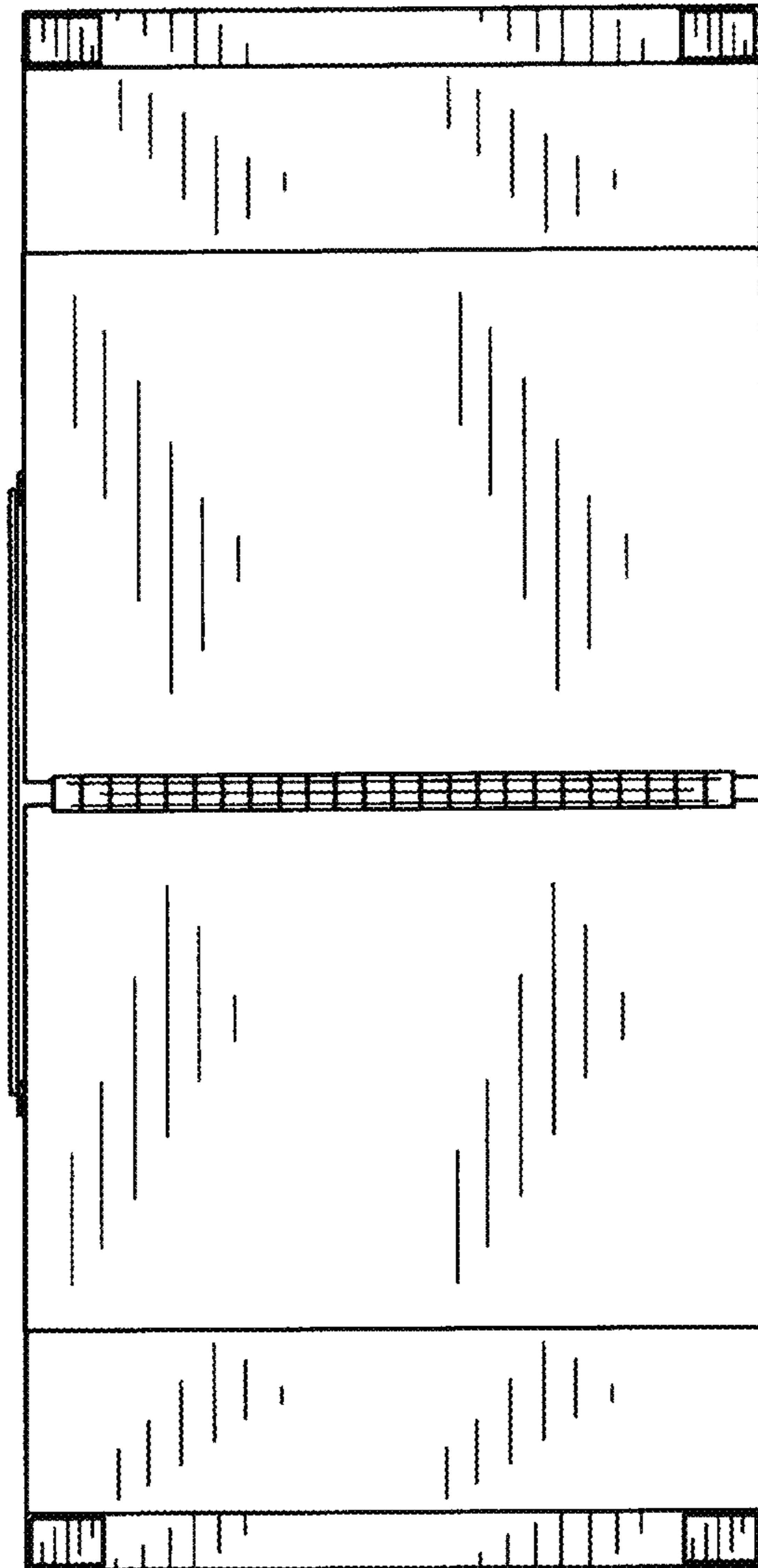


FIG. 8