

US00D801130S

(12) **United States Design Patent** (10) **Patent No.:** **US D801,130 S**
Davison et al. (45) **Date of Patent:** **** Oct. 31, 2017**

(54) **STRAINER**
(71) Applicant: **TONOGA INC.**, Petersburg, NY (US)
(72) Inventors: **George Davison**, Pittsburgh, PA (US);
John Frederic Cooper, Barrington, IL (US)
(73) Assignee: **TONOGA INC.**, Petersburg, NY (US)
(**) Term: **15 Years**
(21) Appl. No.: **29/601,414**
(22) Filed: **Apr. 21, 2017**

5,615,607 A 4/1997 Delaquis et al.
5,653,881 A 8/1997 Bruss et al.
5,730,045 A 3/1998 Delaquis et al.
5,957,038 A 9/1999 Shimazaki
6,457,590 B1 10/2002 Sheridan
D475,821 S * 6/2003 DesForges D32/25
6,732,636 B1 5/2004 Germano
6,789,683 B1 * 9/2004 Fisher A47J 36/08
210/465
6,827,224 B2 12/2004 Marriott et al.
D513,944 S 1/2006 Kaposi
D526,541 S 8/2006 Repp et al.
7,451,897 B2 11/2008 PaPasodero
D664,004 S * 7/2012 Benishai D7/543
8,567,456 B1 10/2013 Francis
8,820,222 B2 9/2014 Cloutier et al.
D736,042 S * 8/2015 Serrahima D7/667
2004/0216620 A1 11/2004 Quiggins et al.
2005/0178805 A1 8/2005 Abrahams
2006/0254976 A1 11/2006 Cooper

Related U.S. Application Data

(62) Division of application No. 13/936,549, filed on Jul. 8, 2013.
(51) **LOC (10) Cl.** **07-06**
(52) **U.S. Cl.**
USPC **D7/667**
(58) **Field of Classification Search**
USPC D7/665-668
CPC A47J 36/08; A47J 19/005; A47J 31/06;
A47J 36/14; A47J 43/285; A47J 43/24;
A47J 43/22; A47J 27/16; B65D 25/48
See application file for complete search history.

References Cited

U.S. PATENT DOCUMENTS

(56) 2,463,209 A 3/1949 Serkes
2,520,382 A * 8/1950 Conrad A47J 36/08
210/465
D250,244 S 11/1978 Antolino
4,220,534 A 9/1980 Perry
D278,014 S * 3/1985 Faris D7/505
4,873,918 A 10/1989 Goldman
5,078,872 A 1/1992 Durant et al.

(Continued)

Primary Examiner — Terry Wallace
(74) *Attorney, Agent, or Firm* — Heslin Rothenberg
Farley & Mesiti P.C.

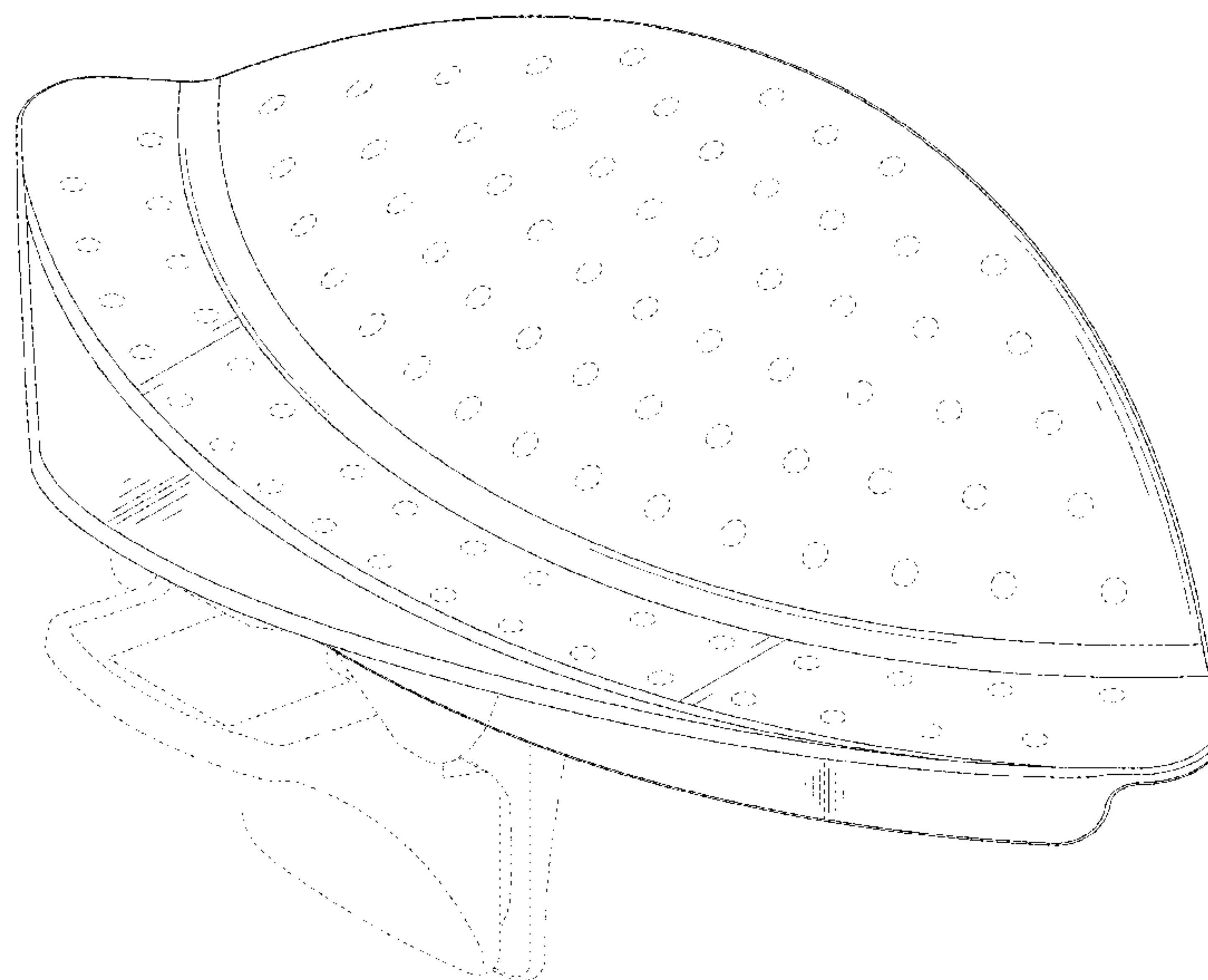
(57) **CLAIM**

The ornamental design for a strainer, as shown and described.

DESCRIPTION

FIG. 1 is a perspective view of a strainer showing our new design.
FIG. 2 is a front elevation view thereof;
FIG. 3 is a rear elevation view thereof;
FIG. 4 is a top plan view thereof;
FIG. 5 is a bottom plan view thereof;
FIG. 6 is a right side elevation view thereof; and,
FIG. 7 is a left side elevation view thereof.
The broken lines depict features of the strainer that form no part of the claimed design.

1 Claim, 7 Drawing Sheets



(56)

References Cited

U.S. PATENT DOCUMENTS

2010/0288771 A1 11/2010 Ek
2013/0292345 A1 11/2013 Jones

* cited by examiner

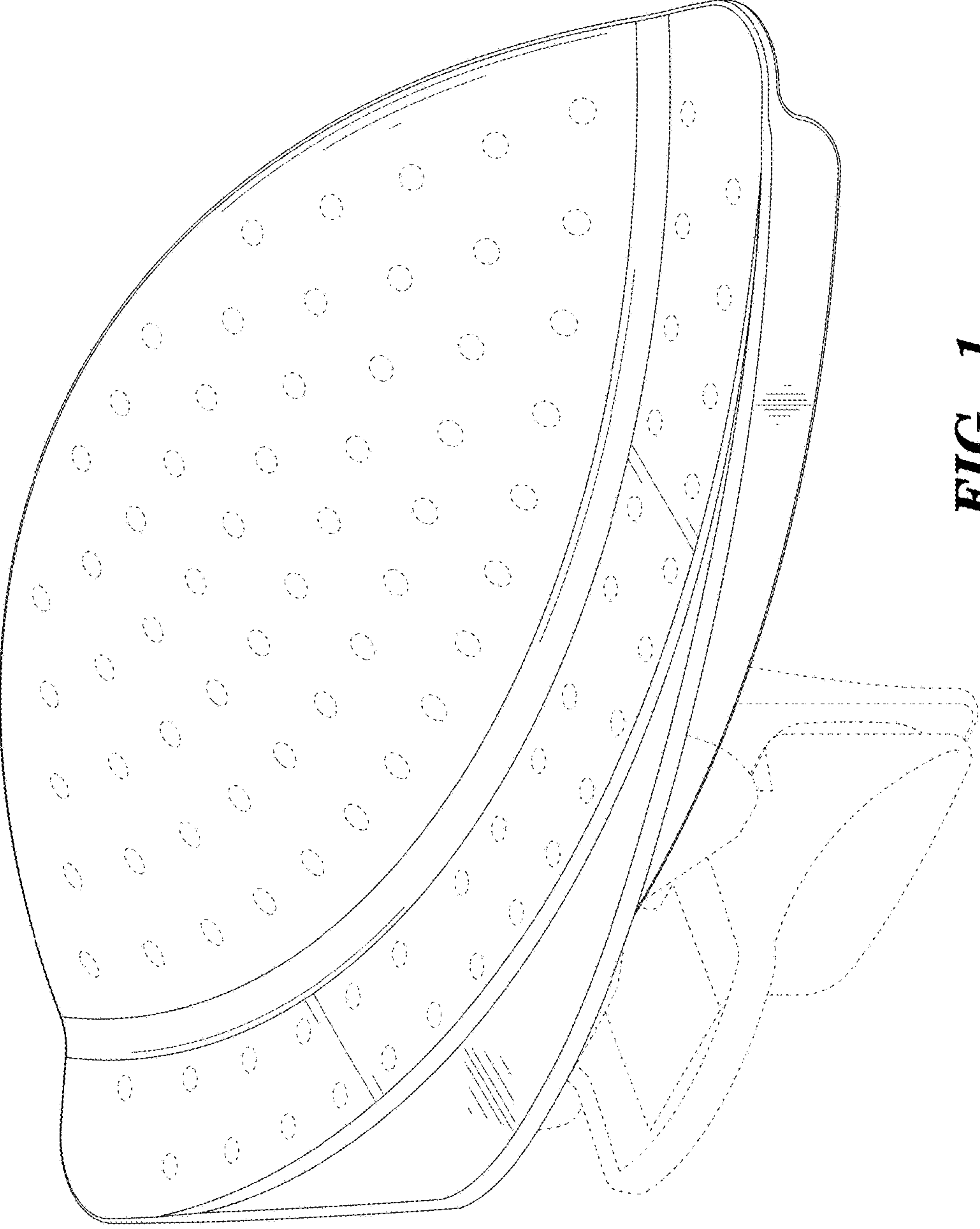


FIG. 1

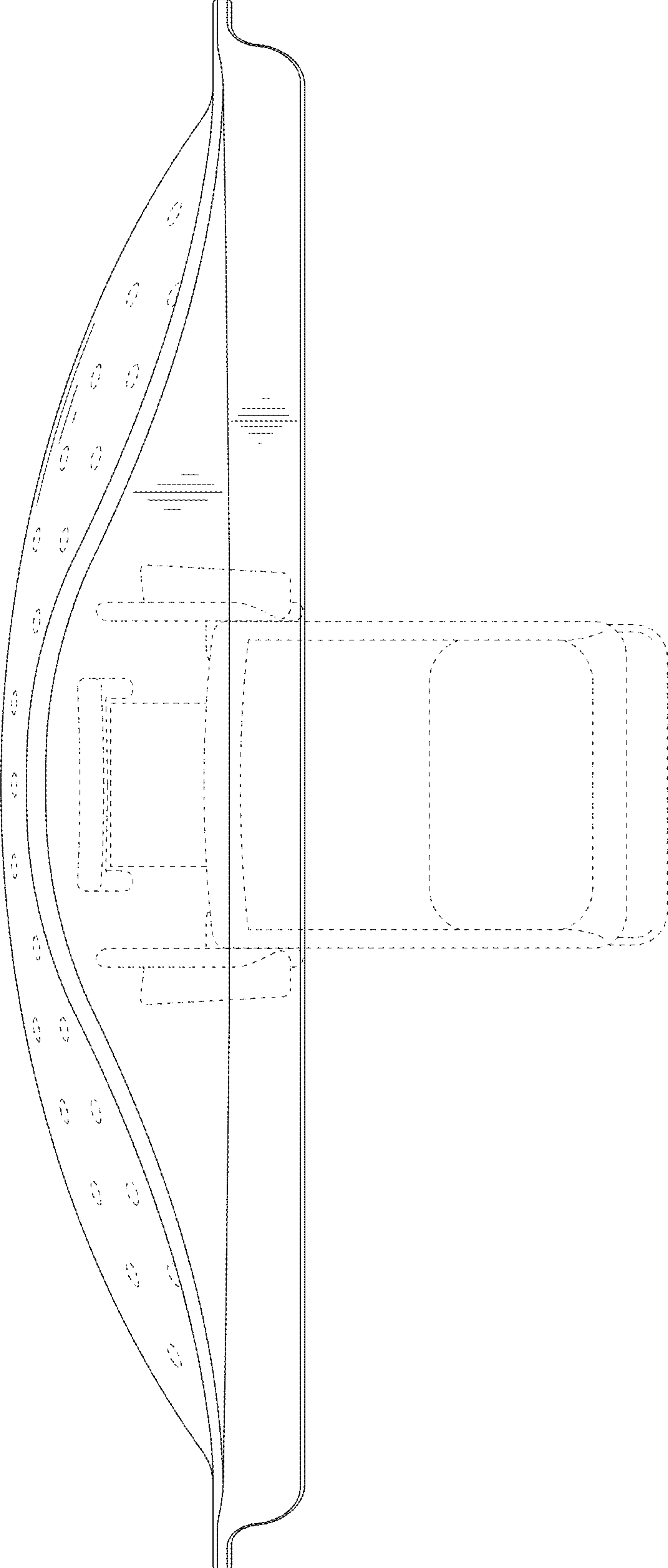


FIG. 2

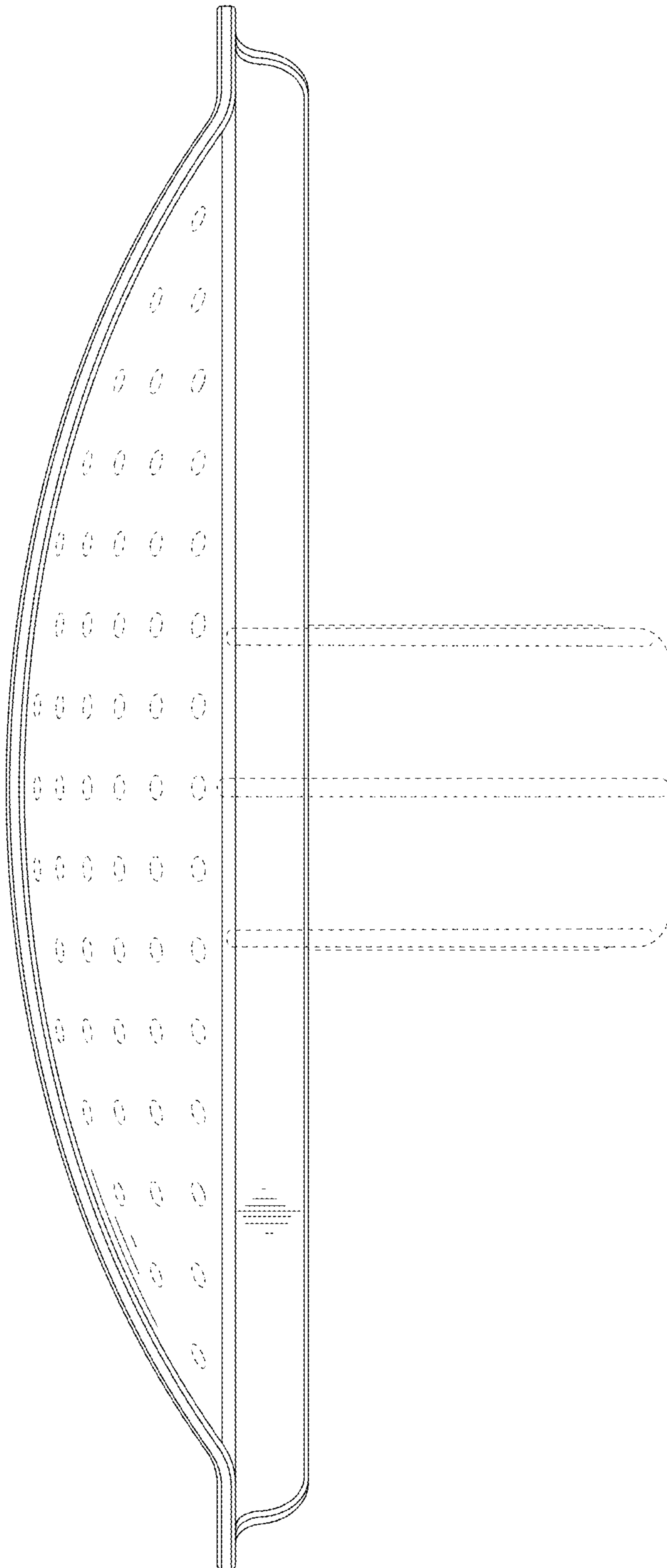


FIG. 3

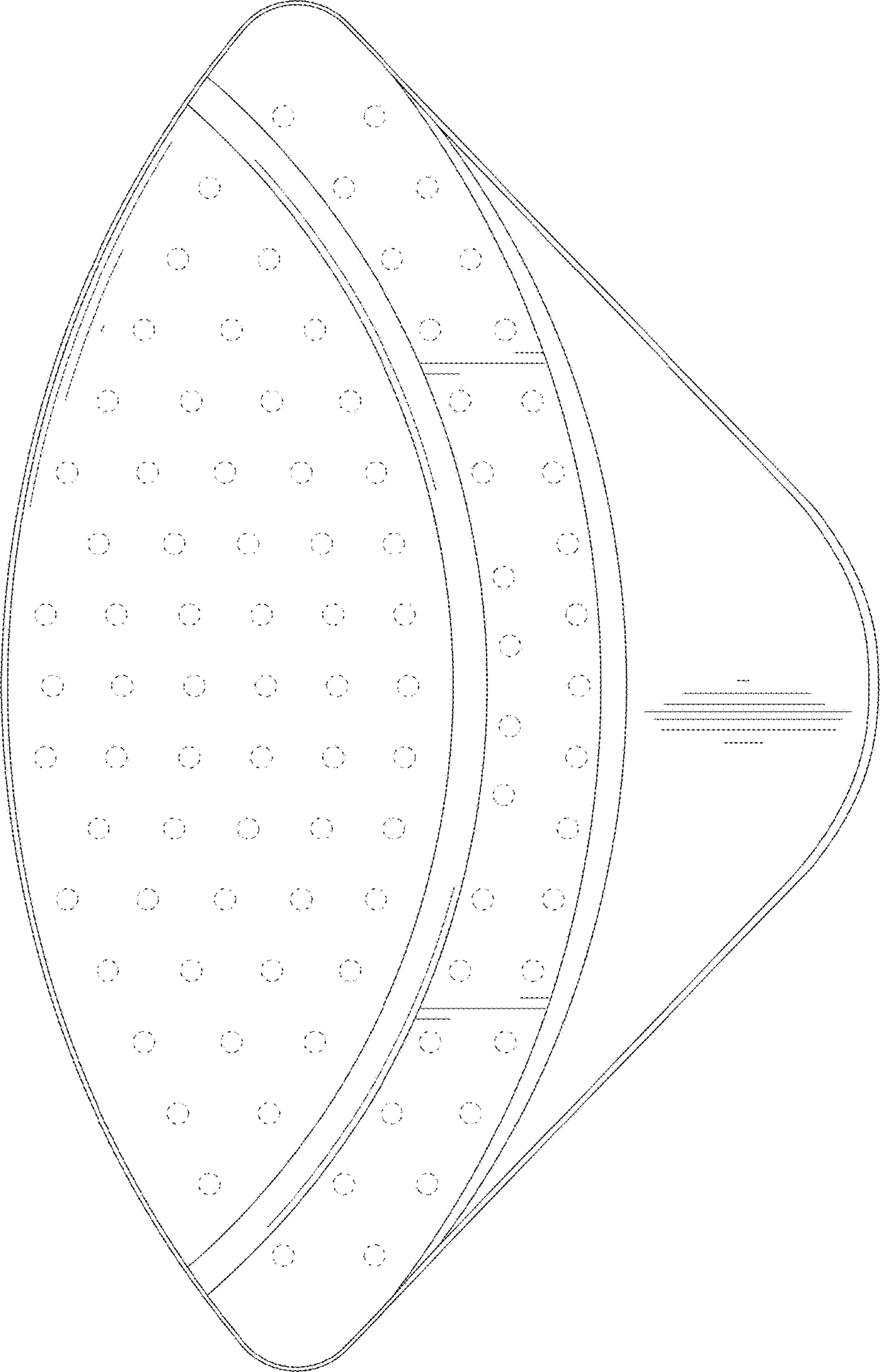


FIG. 4

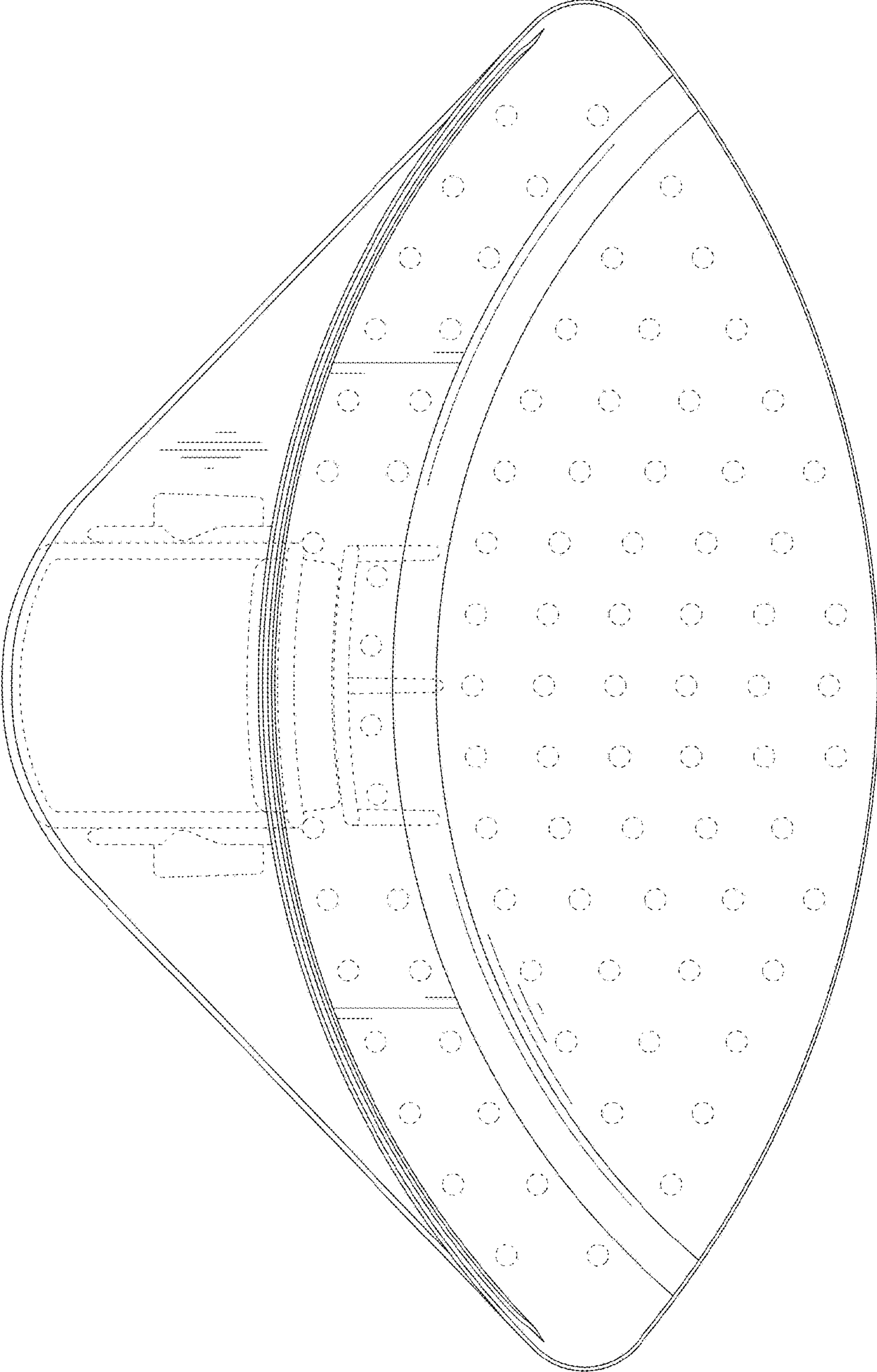


FIG. 5

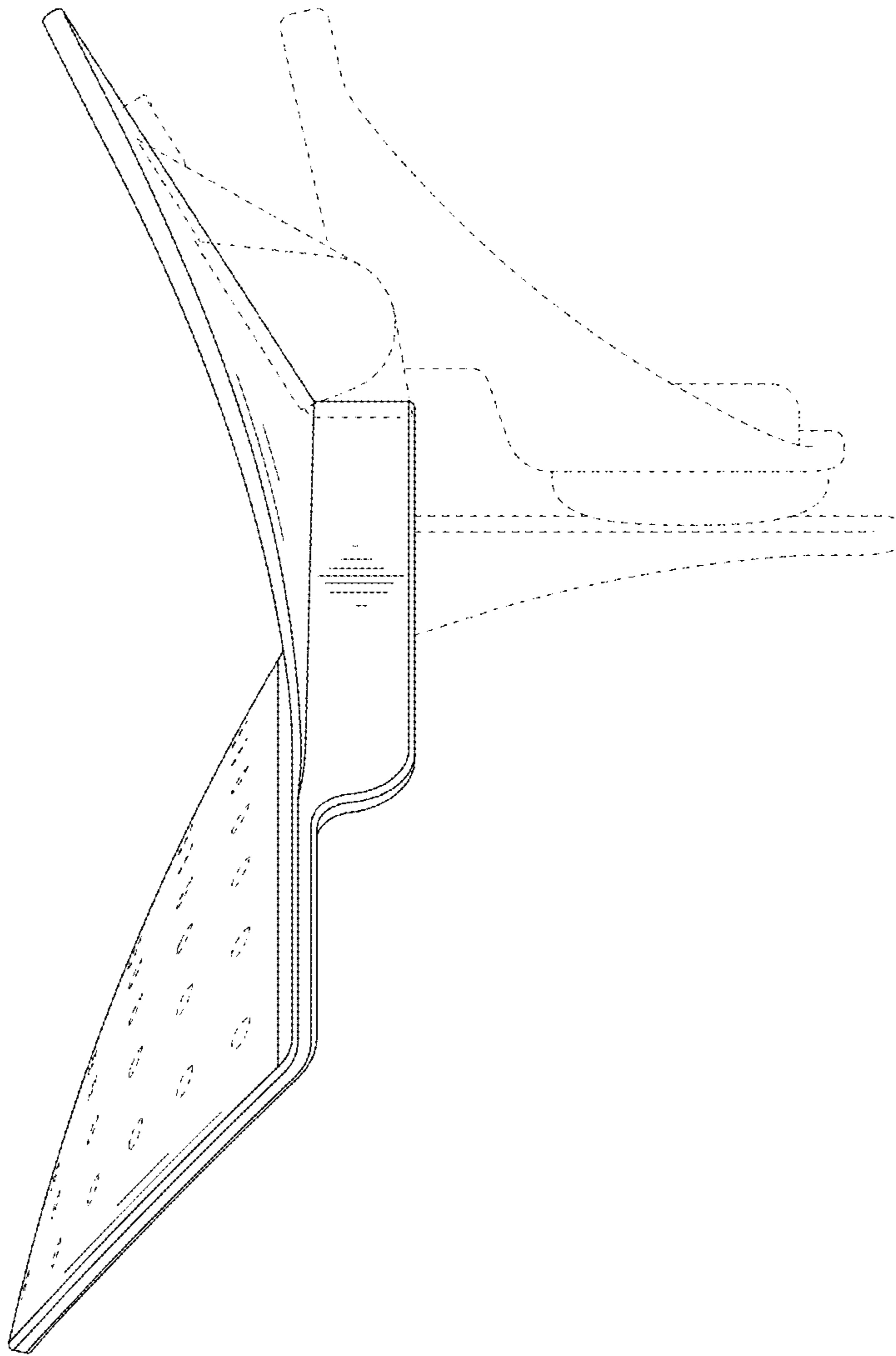


FIG. 6

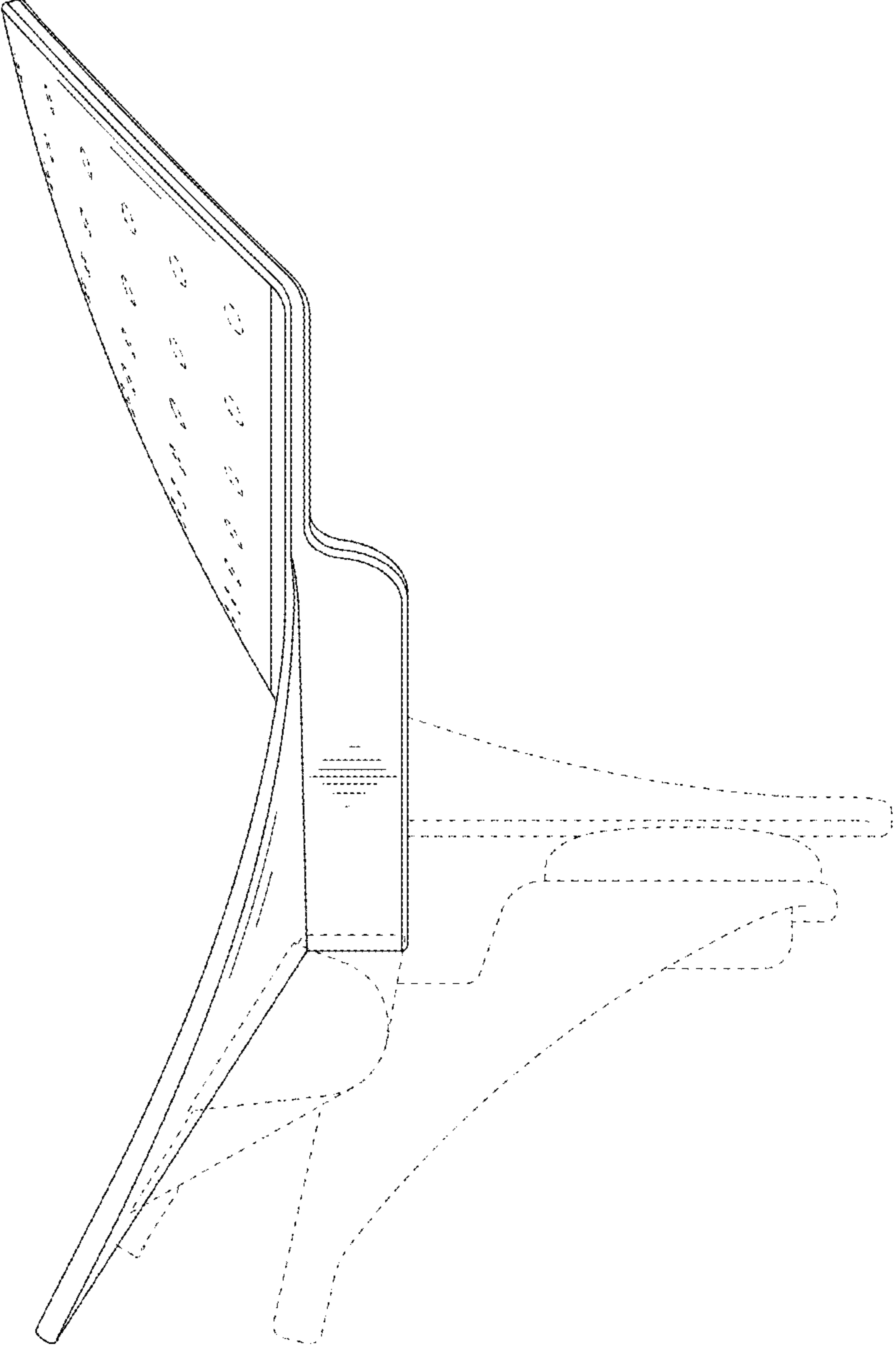


FIG. 7

UNITED STATES PATENT AND TRADEMARK OFFICE
CERTIFICATE OF CORRECTION

PATENT NO. : D801,130 S
APPLICATION NO. : 29/601414
DATED : October 31, 2017
INVENTOR(S) : Davison et al.

Page 1 of 1

It is certified that error appears in the above-identified patent and that said Letters Patent is hereby corrected as shown below:

On the Title Page

In the Related U.S. Application Data (62): Delete "Division of application No. 13/936,549, filed Jul. 8, 2013." and insert -- Division of application No. 13/936,549, filed Jul. 8, 2013, which claims priority from provisional application No. 61/668,916, filed Jul. 6, 2012. --

Signed and Sealed this
Twenty-sixth Day of December, 2017



Joseph Matal
*Performing the Functions and Duties of the
Under Secretary of Commerce for Intellectual Property and
Director of the United States Patent and Trademark Office*