



US00D801065S

(12) **United States Design Patent**  
**Willis et al.**

(10) **Patent No.:** **US D801,065 S**  
(45) **Date of Patent:** **\*\* Oct. 31, 2017**

(54) **CORE FRONT SEAT**

(71) Applicant: **Jaguar Land Rover Limited**, Whitley,  
Coventry (GB)

(72) Inventors: **Edmund Willis**, Coventry (GB); **Alex  
Watkin**, Coventry (GB)

(73) Assignee: **Jaguar Land Rover Limited**, Whitley,  
Coventry (GB)

(\*\*) Term: **15 Years**

(21) Appl. No.: **29/538,231**

(22) Filed: **Sep. 2, 2015**

(30) **Foreign Application Priority Data**

Mar. 16, 2015 (EM) ..... 002656470

(51) **LOC (10) Cl.** ..... **06-01**

(52) **U.S. Cl.**  
USPC ..... **D6/356**

(58) **Field of Classification Search**

USPC ..... D6/334-336, 356, 367, 368, 374, 375,  
D6/716, 716.1, 716.2, 716.3, 716.4, 716.5  
CPC ..... B60N 2/22; B60N 2/248; B60N 2/449;  
B60N 2/4882; B60N 2/686; A47C 7/022;  
A47C 7/18; A47C 7/40  
See application file for complete search history.

(56) **References Cited**

**U.S. PATENT DOCUMENTS**

4,883,319 A \* 11/1989 Scott ..... B60N 2/22  
297/354.1  
D391,087 S \* 2/1998 Sacco ..... D6/356

D555,922 S \* 11/2007 Esaki ..... D6/356  
D578,785 S \* 10/2008 Wyszogrod ..... D6/356  
D684,391 S \* 6/2013 Ashley ..... D6/356  
8,668,272 B2 \* 3/2014 Sankaran ..... B60N 2/22  
297/284.7  
D724,333 S \* 3/2015 Ashley ..... D6/356  
D724,334 S \* 3/2015 Ashley ..... D6/356  
9,428,091 B2 \* 8/2016 Kozaki ..... B60N 2/449

\* cited by examiner

*Primary Examiner* — Mimoso De

(74) *Attorney, Agent, or Firm* — Wood Herron & Evans  
LLP

(57) **CLAIM**

The ornamental design for a core front seat, as shown and  
described.

**DESCRIPTION**

FIG. 1 is a right front perspective view of a core front seat  
for a vehicle according to the present invention.

FIG. 2 is a left rear perspective view thereof.

FIG. 3 is a front view thereof.

FIG. 4 is a rear view thereof.

FIG. 5 is a right side view thereof.

FIG. 6 is a left side view thereof.

FIG. 7 is a top view thereof.

FIG. 8 is a right front perspective view of an alternative  
embodiment of the core front seat shown in FIG. 1; and,  
FIG. 9 is a right side view of the core front seat shown in  
FIG. 8.

Any elements shown in broken lines form no part of the  
claimed invention, but are instead included to show envi-  
ronmental aspects thereof. The broken lines adjacent to the  
shaded portion form an unclaimed boundary of the design.

**1 Claim, 9 Drawing Sheets**







FIG. 1



FIG. 2




FIG. 3



FIG. 4



FIG. 5



FIG. 6




FIG. 7





FIG. 8



FIG. 9