



US00D801052S

(12) **United States Design Patent** (10) **Patent No.:** **US D801,052 S**  
**Wolak et al.** (45) **Date of Patent:** **\*\* Oct. 31, 2017**

(54) **POCKET INSERT**  
(71) Applicant: **SorellaBella Designs**, San Dimas, CA (US)  
(72) Inventors: **Dawna Wolak**, San Dimas, CA (US); **JoAnn Wolak**, San Dimas, CA (US)  
(\*\*) Term: **15 Years**  
(21) Appl. No.: **29/533,392**  
(22) Filed: **Jul. 16, 2015**  
(51) **LOC (10) Cl.** ..... **03-01**  
(52) **U.S. Cl.**  
USPC ..... **D3/318**  
(58) **Field of Classification Search**  
USPC ..... D3/247, 269, 299, 273, 276, 289, 293, D3/290, 301, 303, 318, 319; D9/702, D9/703, 705, 707, 709, 710, 433, 901; D11/143, 156  
CPC .... A47C 7/62; A47C 1/14; G09F 3/08; G09F 3/18; A45C 13/00; A45C 13/26; A45C 5/00  
See application file for complete search history.

D362,406 S \* 9/1995 Weder ..... D11/164  
D369,318 S \* 4/1996 Weder ..... D11/164  
D401,531 S \* 11/1998 Weder ..... D11/164  
D402,915 S \* 12/1998 Weder ..... D11/164  
D404,341 S \* 1/1999 Weder ..... D11/164  
D404,685 S \* 1/1999 Weder ..... D11/164  
D419,914 S \* 2/2000 Weder ..... D11/164  
6,739,090 B2 \* 5/2004 Weder ..... A01G 5/04  
47/72  
D498,054 S \* 11/2004 Moon ..... D3/318  
D528,464 S \* 9/2006 Opiniano ..... D11/152  
D535,910 S \* 1/2007 Shaffer ..... D11/164  
D598,195 S \* 8/2009 Lowm ..... D3/301  
D631,342 S \* 1/2011 Hettwer ..... D9/433  
D729,962 S \* 5/2015 Warner ..... D26/22  
D778,612 S \* 2/2017 Collins-Sarner ..... D3/318

\* cited by examiner

*Primary Examiner* — Sandra Snapp  
*Assistant Examiner* — Holly E Thurman  
(74) *Attorney, Agent, or Firm* — The Law Office of Austin Bonderer, PC; Austin Bonderer

(57) **CLAIM**


The ornamental design for a pocket insert, as shown and described.

**DESCRIPTION**

FIG. 1 is a top auxiliary view of an embodiment of the pocket insert showing our new design; FIG. 2 is a front side plan view thereof; FIG. 3 is a rear side plan view thereof; FIG. 4 is a first side plan view thereof; FIG. 5 is a second side plan view thereof; FIG. 6 is a top plan view thereof; and, FIG. 7 is a bottom plan view thereof. The broken lines depict a portion of the pocket insert that forms no part of the claimed design.

**1 Claim, 6 Drawing Sheets**

(56) **References Cited**  
U.S. PATENT DOCUMENTS  
D8,286 S \* 4/1875 Hatch ..... D11/152  
502,559 A \* 8/1893 Gilman ..... A01G 13/0243  
47/32.4  
D54,081 S \* 11/1919 Graham ..... D11/152  
1,794,212 A \* 2/1931 Snyder ..... A47G 7/085  
138/156  
D96,707 S \* 8/1935 Solomon ..... D11/152  
D130,691 S \* 12/1941 Koch ..... D11/143  
D317,980 S \* 7/1991 Chancellor, Jr. .... D3/255  
D360,389 S \* 7/1995 Weder ..... D11/143  
D361,298 S \* 8/1995 Weder ..... D11/143









FIG. 1




*FIG. 2*



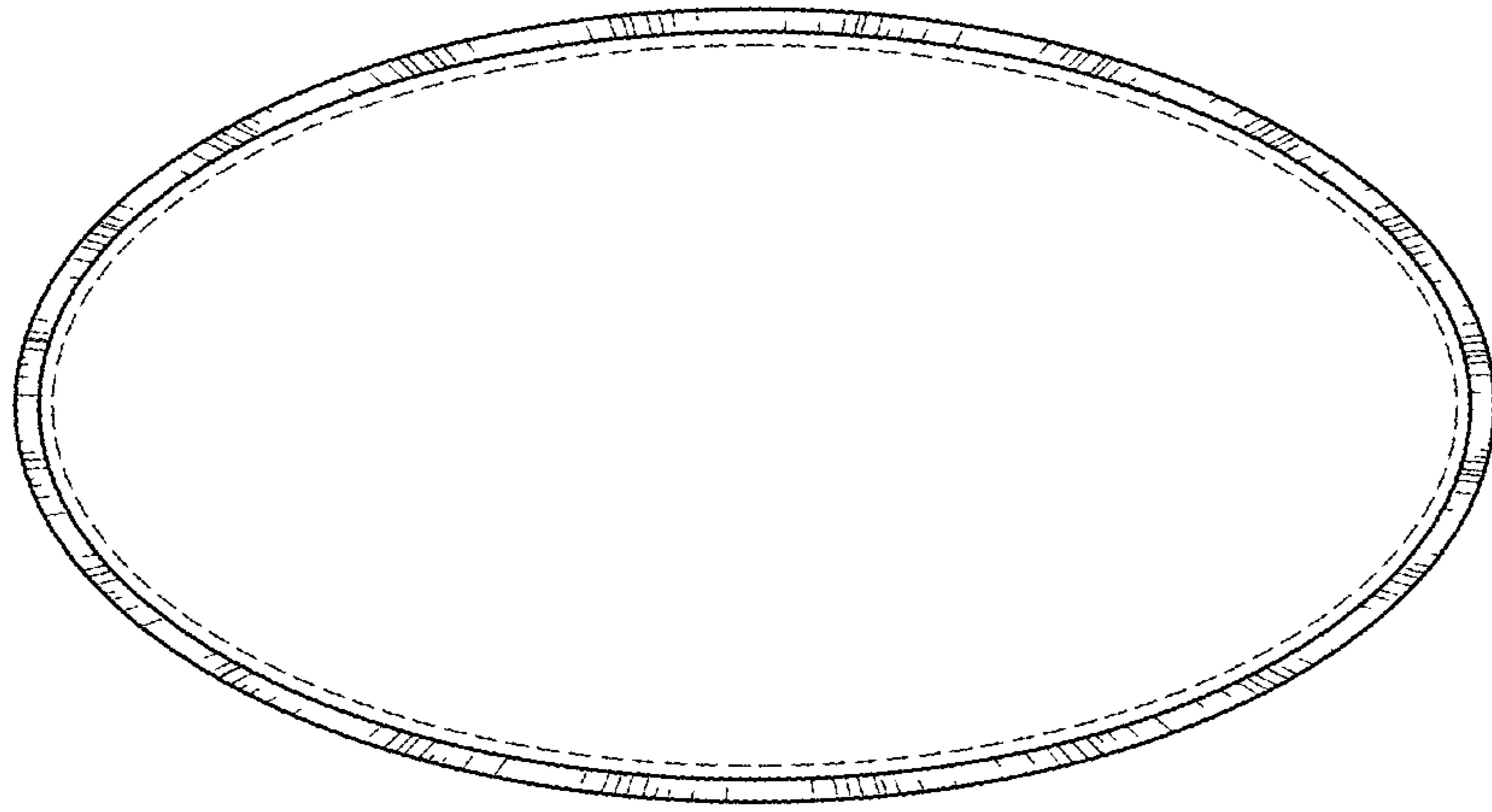
*FIG. 3*




*FIG. 4*



*FIG. 5*



*FIG. 6*



*FIG. 7*