



US00D801048S

(12) **United States Design Patent**  
**Yeh**

(10) **Patent No.:** **US D801,048 S**

(45) **Date of Patent:** **\*\* Oct. 31, 2017**

(54) **FOLDABLE TOOL-ACCOMMODATING  
DEVICE**

D550,961 S \* 9/2007 Eskandry ..... D3/299  
D627,167 S \* 11/2010 Kittrell ..... D3/299  
D718,529 S \* 12/2014 Wang ..... D3/299  
D741,064 S \* 10/2015 Ramos ..... D3/299

(71) Applicant: **Shu-Hui Yeh**, Changhua County (TW)

\* cited by examiner

(72) Inventor: **Shu-Hui Yeh**, Changhua County (TW)

*Primary Examiner* — Catherine R Oliver-Garcia

(\*\*) Term: **15 Years**

(74) *Attorney, Agent, or Firm* — LeClairRyan

(21) Appl. No.: **29/537,445**

(57) **CLAIM**

(22) Filed: **Aug. 26, 2015**

The ornamental design for a foldable tool-accommodating device, as shown and described.

(51) **LOC (10) Cl.** ..... **03-01**

**DESCRIPTION**

(52) **U.S. Cl.**

USPC ..... **D3/299**

(58) **Field of Classification Search**

USPC ..... D3/299, 273, 276, 279, 283, 903, 905;  
206/349, 372-373, 379, 748;  
D6/626-629

CPC ..... B25H 3/003; B25H 3/04  
See application file for complete search history.

FIG. 1 is a perspective view of the foldable tool-accommodating device showing my new design;  
FIG. 2 is a front elevational view thereof;  
FIG. 3 is a rear elevational view thereof;  
FIG. 4 is a left side elevational view thereof;  
FIG. 5 is a right side elevational view thereof;  
FIG. 6 is a top plan view thereof;  
FIG. 7 is a bottom plan view thereof; and,  
FIG. 8 is a perspective view showing the foldable tool-accommodating device at a folded state.

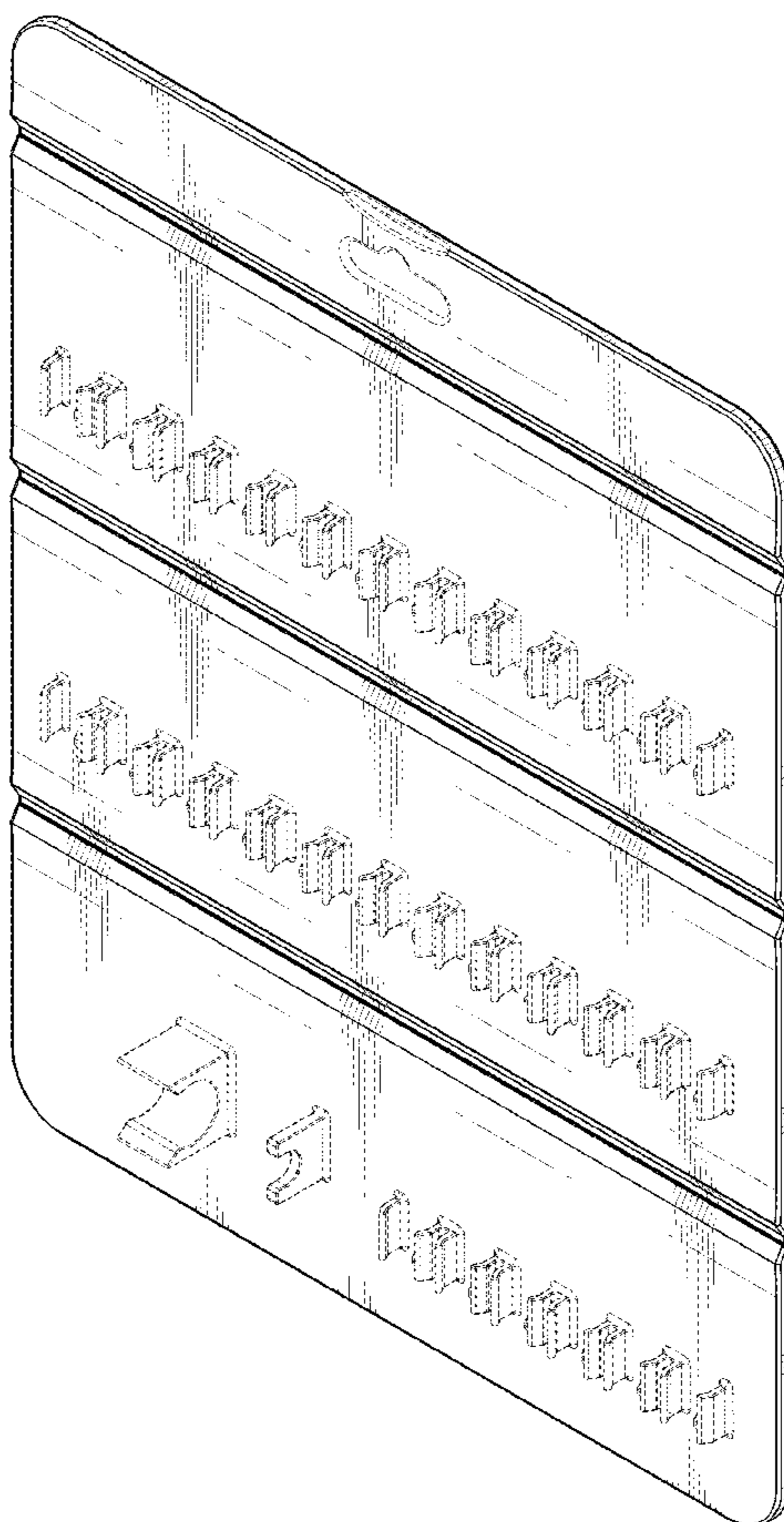
The broken lines are for illustrating portions of the article that form no part of the claimed design.

(56) **References Cited**

**U.S. PATENT DOCUMENTS**

D168,393 S \* 12/1952 Bourcart ..... D3/299  
D463,120 S \* 9/2002 Yoshinaka ..... D3/276  
D468,535 S \* 1/2003 McCormack ..... D3/273

**1 Claim, 8 Drawing Sheets**



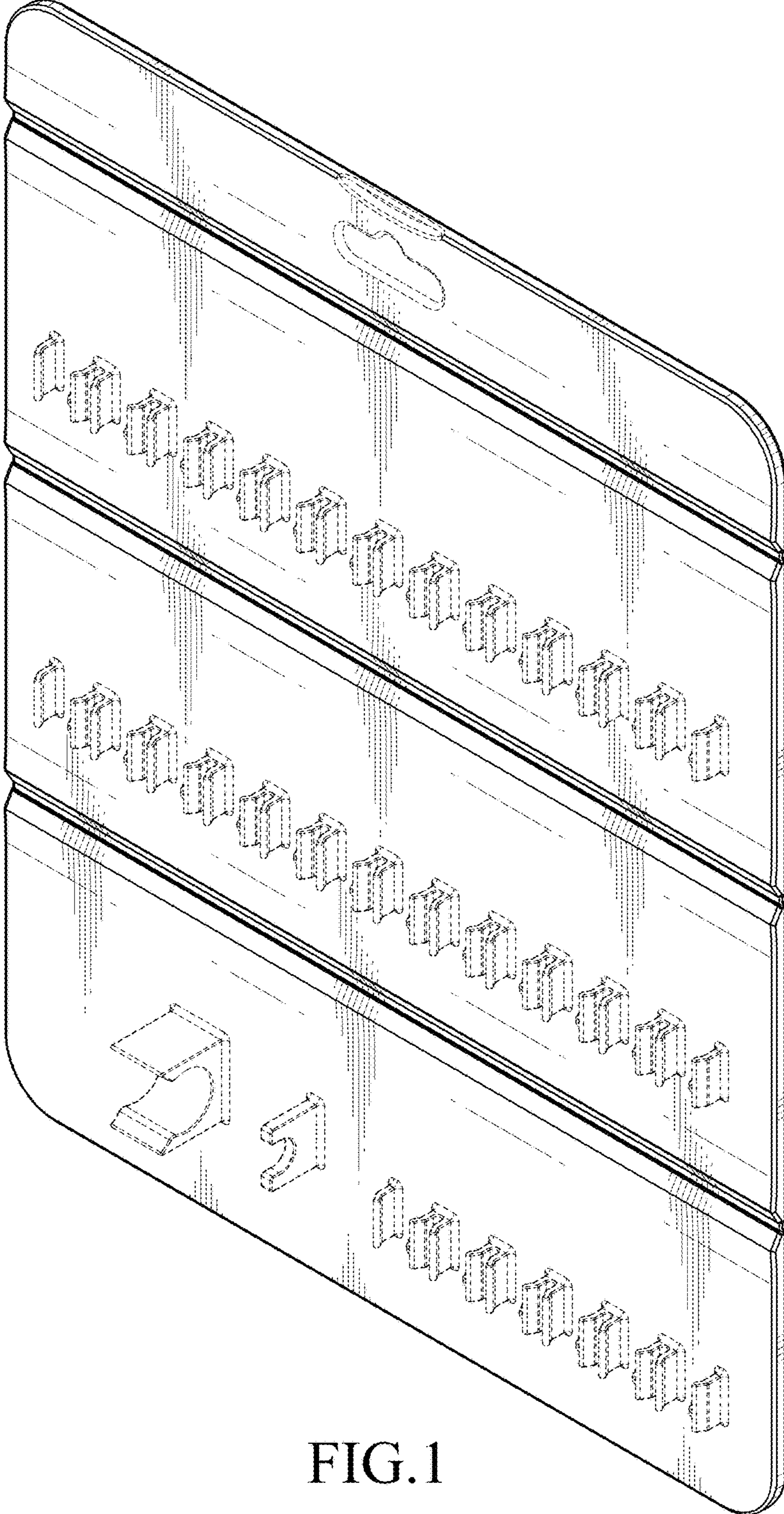


FIG.1

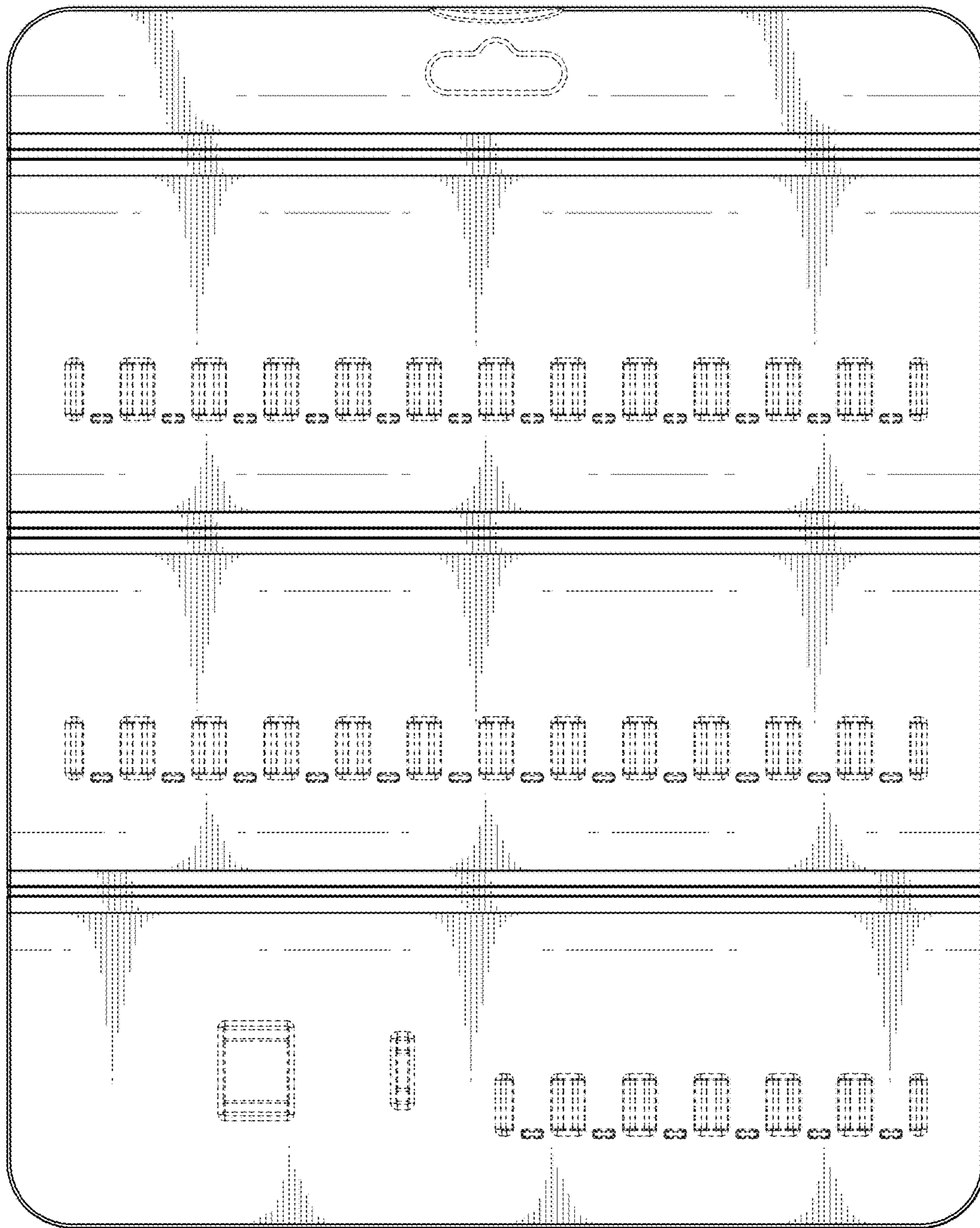


FIG. 2




FIG. 3

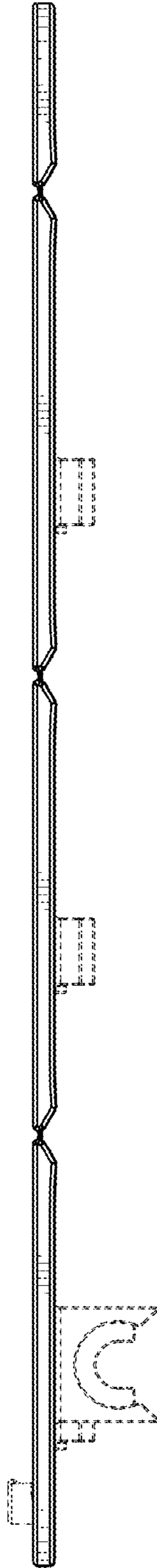


FIG.4

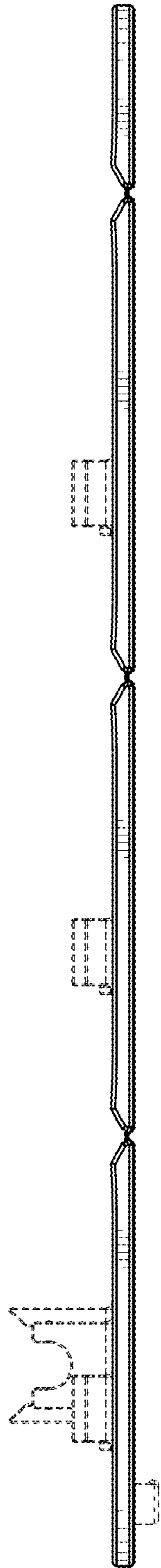


FIG. 5




FIG.6

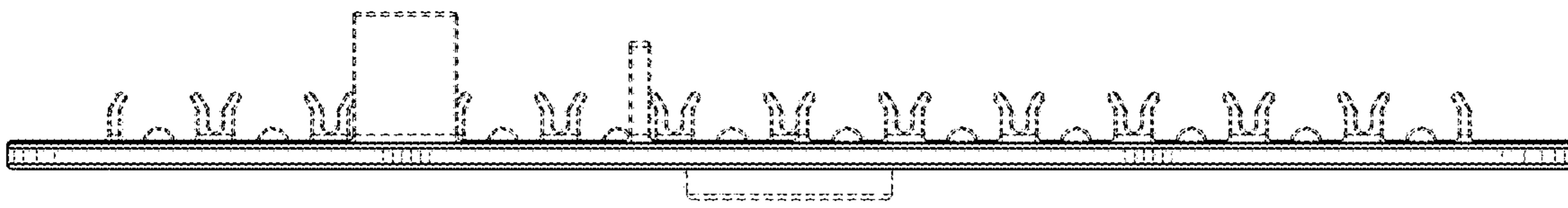


FIG.7



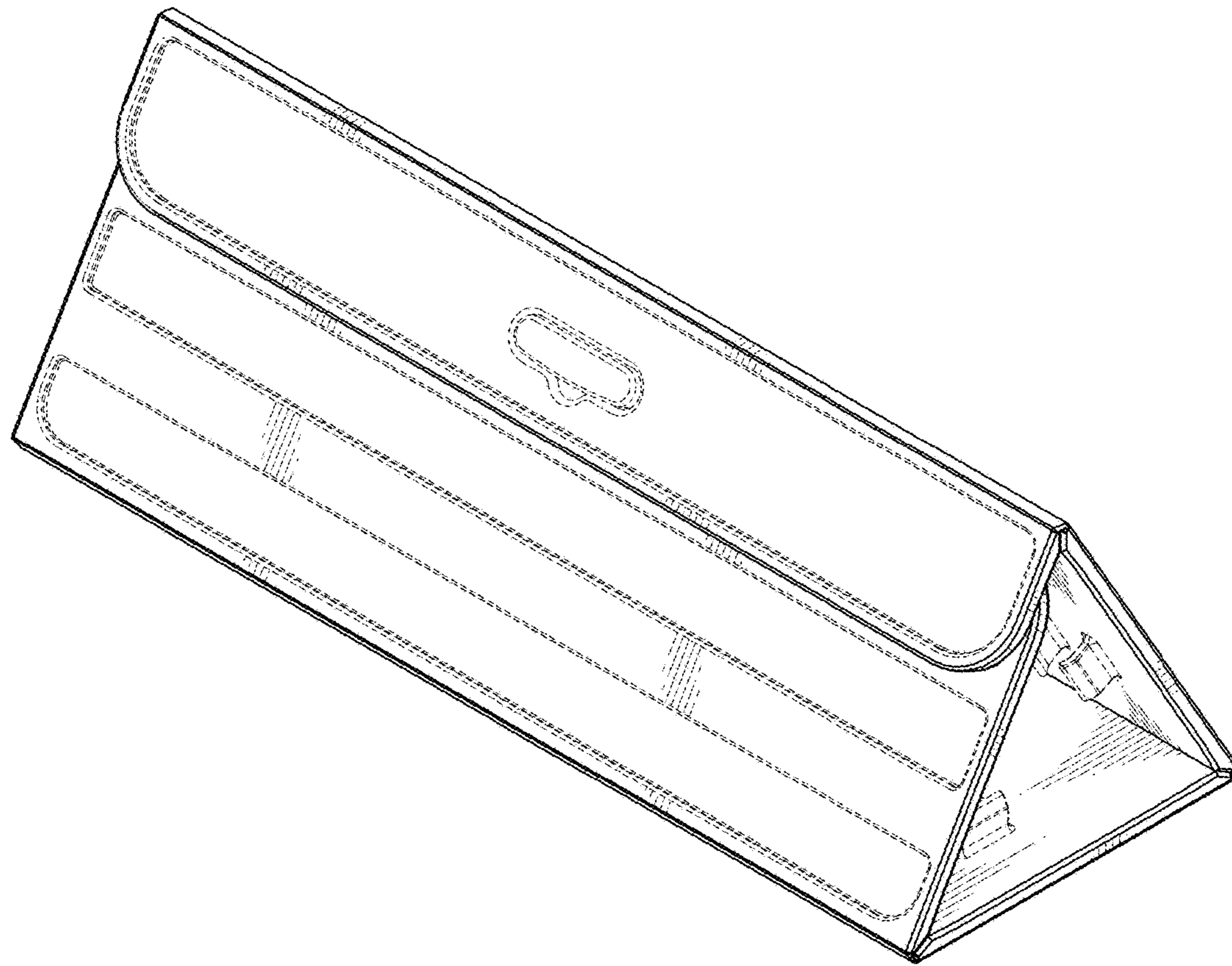


FIG.8