



US00D801039S

(12) **United States Design Patent** (10) **Patent No.:** **US D801,039 S**
Stuart (45) **Date of Patent:** **** Oct. 31, 2017**

(54) **LINKING SOCK**
(71) Applicant: **Christine Stuart**, Lubbock, TX (US)
(72) Inventor: **Christine Stuart**, Lubbock, TX (US)
(**) Term: **15 Years**
(21) Appl. No.: **29/561,969**
(22) Filed: **Apr. 21, 2016**
(51) **LOC (10) Cl.** **02-04**
(52) **U.S. Cl.**
USPC **D2/980**
(58) **Field of Classification Search**
USPC D2/980-994, 617-621; D3/247, 249, 250
CPC A41B 11/004; A41B 11/002; A43B 7/26;
A43B 1/0054; A43B 3/0047; A43B
3/248; A43B 3/30; A41D 19/0072; A41D
2400/52; A41D 19/001; Y10S 24/29;
A44B 1/28; A44B 1/34; A44B 11/005;
A44B 11/2592; A44B 13/00
See application file for complete search history.

6,602,216 B1 8/2003 Nordt, III
6,775,849 B1 * 8/2004 Messman A41B 11/002
2/239
7,058,986 B2 * 6/2006 Pietzyk-Hardy A41B 11/002
2/239
7,354,413 B2 4/2008 Fisher
D612,159 S * 3/2010 Lehr D6/328
7,806,844 B2 10/2010 Outred et al.
D634,925 S * 3/2011 Gesser D2/980
8,226,589 B2 7/2012 Darby, II et al.
8,246,562 B2 8/2012 Colon
8,359,671 B1 * 1/2013 Glass A44B 11/005
2/239
9,516,901 B2 * 12/2016 Schoenbeck A41B 11/002
2010/0256544 A1 10/2010 Colon
2011/0191942 A1 8/2011 Villalobos
2012/0071806 A1 3/2012 Matthews
2012/0311768 A1 * 12/2012 Ladyzhenskaya ... A41B 11/002
2/239

* cited by examiner

Primary Examiner — George D. Kirschbaum
Assistant Examiner — Jennifer Watkins
(74) *Attorney, Agent, or Firm* — Global Intellectual
Property Agency, LLC; Jordan Sworen

(56) **References Cited**

U.S. PATENT DOCUMENTS

4,055,858 A 11/1977 Traenkle
4,106,126 A 8/1978 Traenkle
4,939,823 A 7/1990 Klein
5,038,413 A 8/1991 Ursino
5,257,969 A 11/1993 Mance
5,367,809 A * 11/1994 Ross G09F 3/12
24/DIG. 29
5,399,155 A 3/1995 Strassburg et al.
5,970,524 A 10/1999 Becker et al.
6,092,241 A * 7/2000 Bellet A41B 11/002
2/239
6,279,169 B1 * 8/2001 Reichle A41B 11/002
2/239

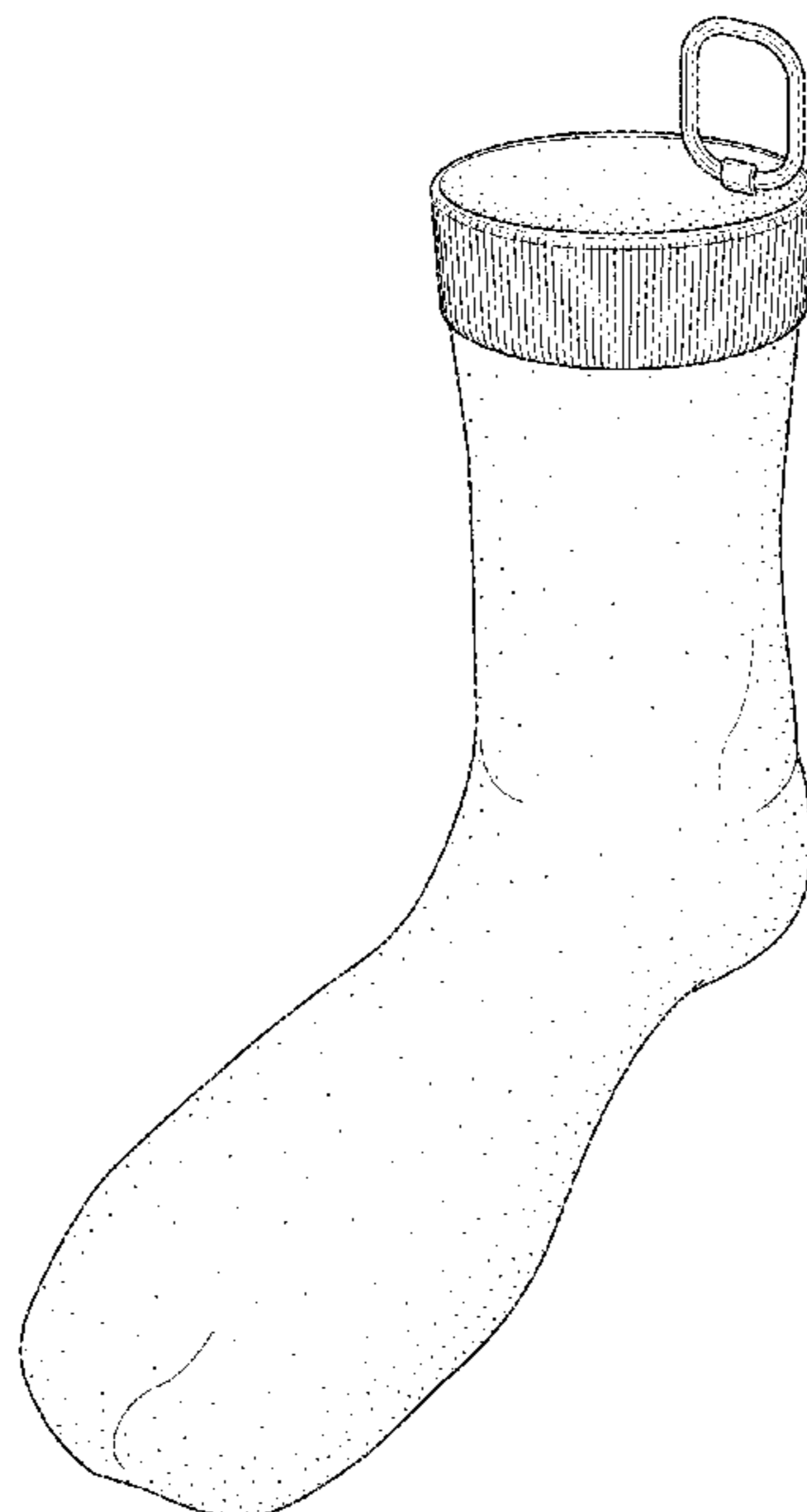
(57) **CLAIM**

The ornamental design for a linking sock, as shown and described.

DESCRIPTION

FIG. 1 shows a perspective view of a linking sock;
FIG. 2 shows a right side elevation view thereof;
FIG. 3 shows a left side elevation view thereof;
FIG. 4 shows a top elevation view thereof;
FIG. 5 shows a bottom elevation view thereof;
FIG. 6 shows a front end elevation view thereof; and,
FIG. 7 shows a rear end elevation view thereof.

1 Claim, 5 Drawing Sheets



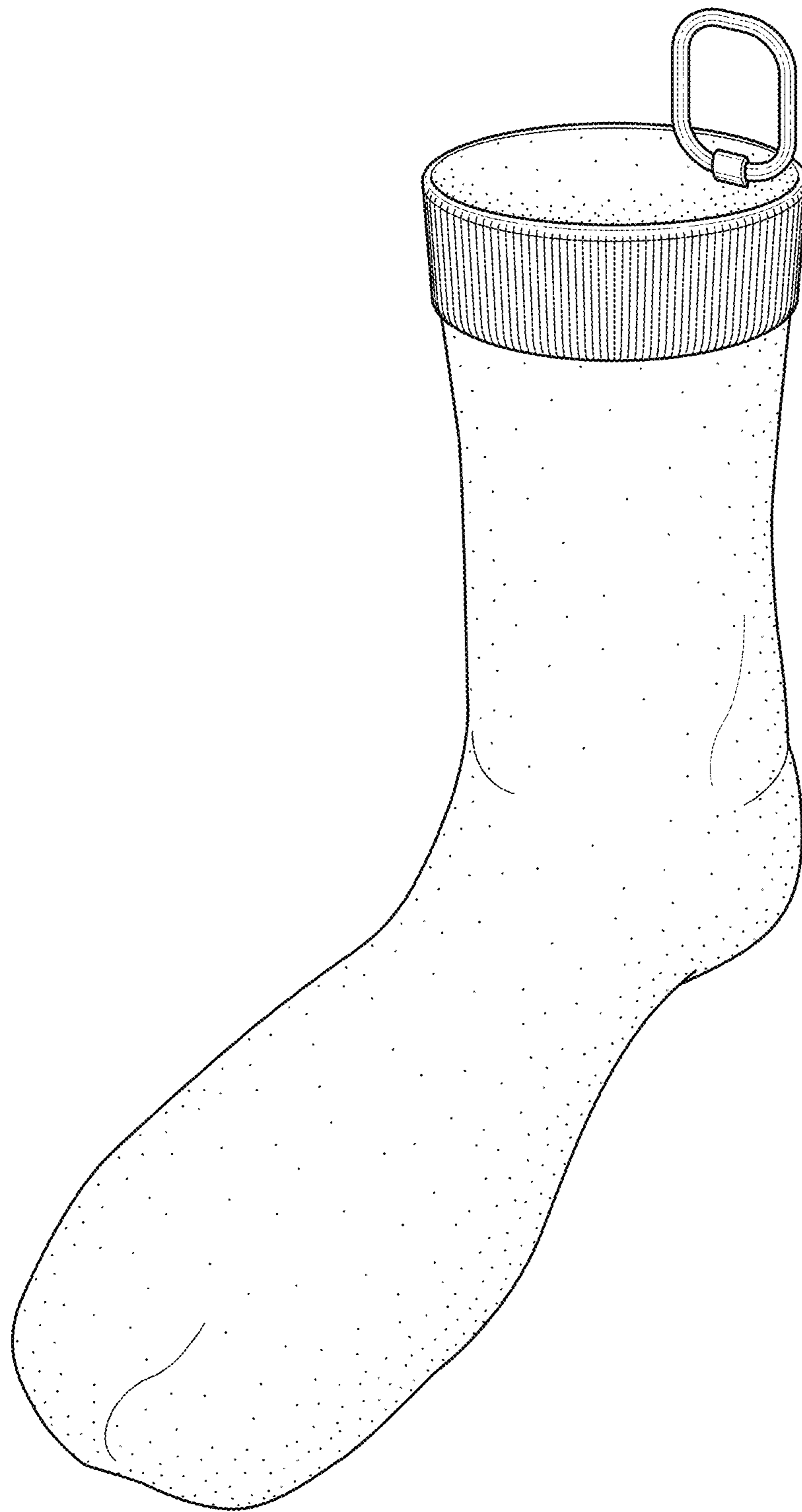


FIG. 1

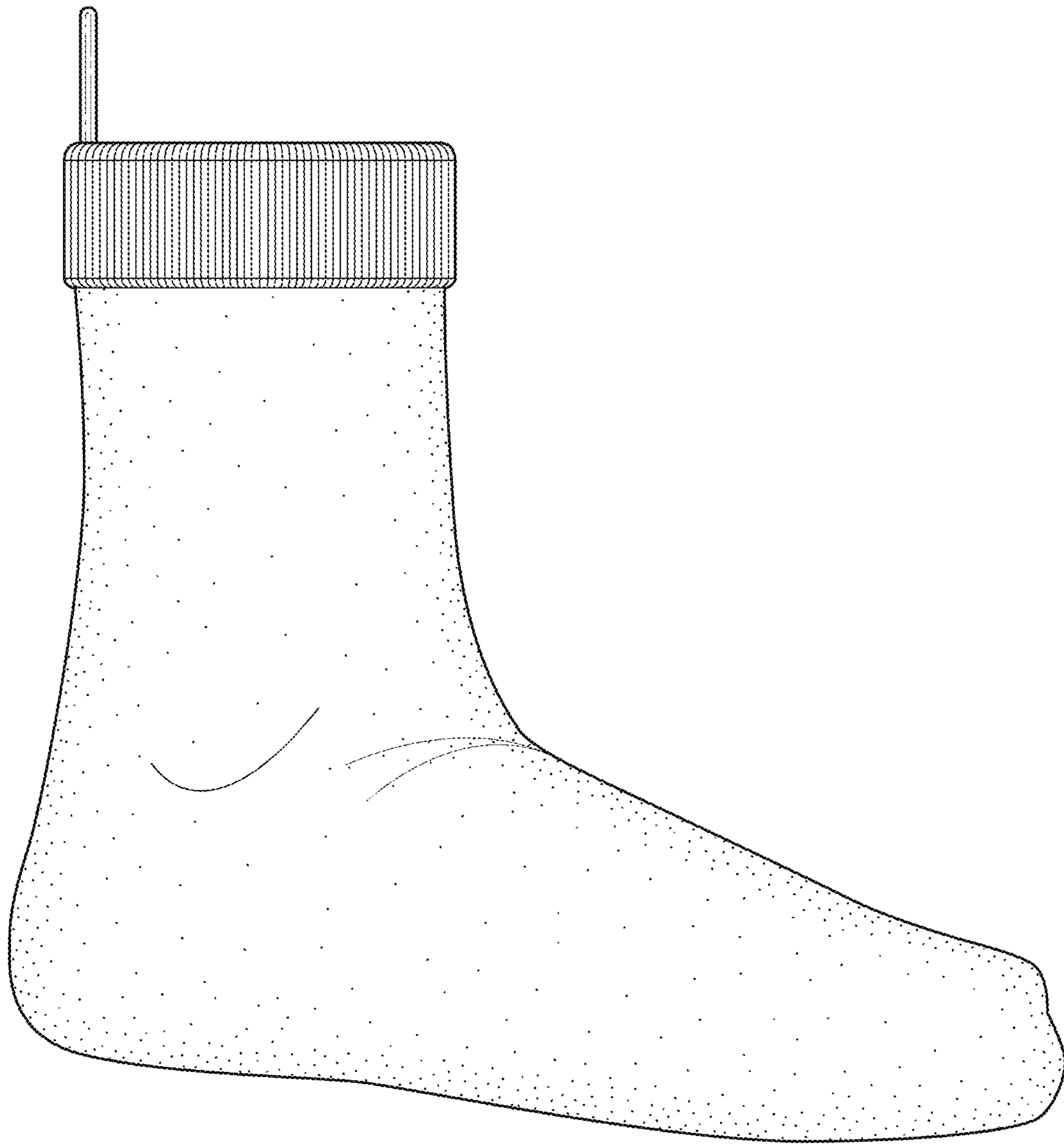


FIG. 2

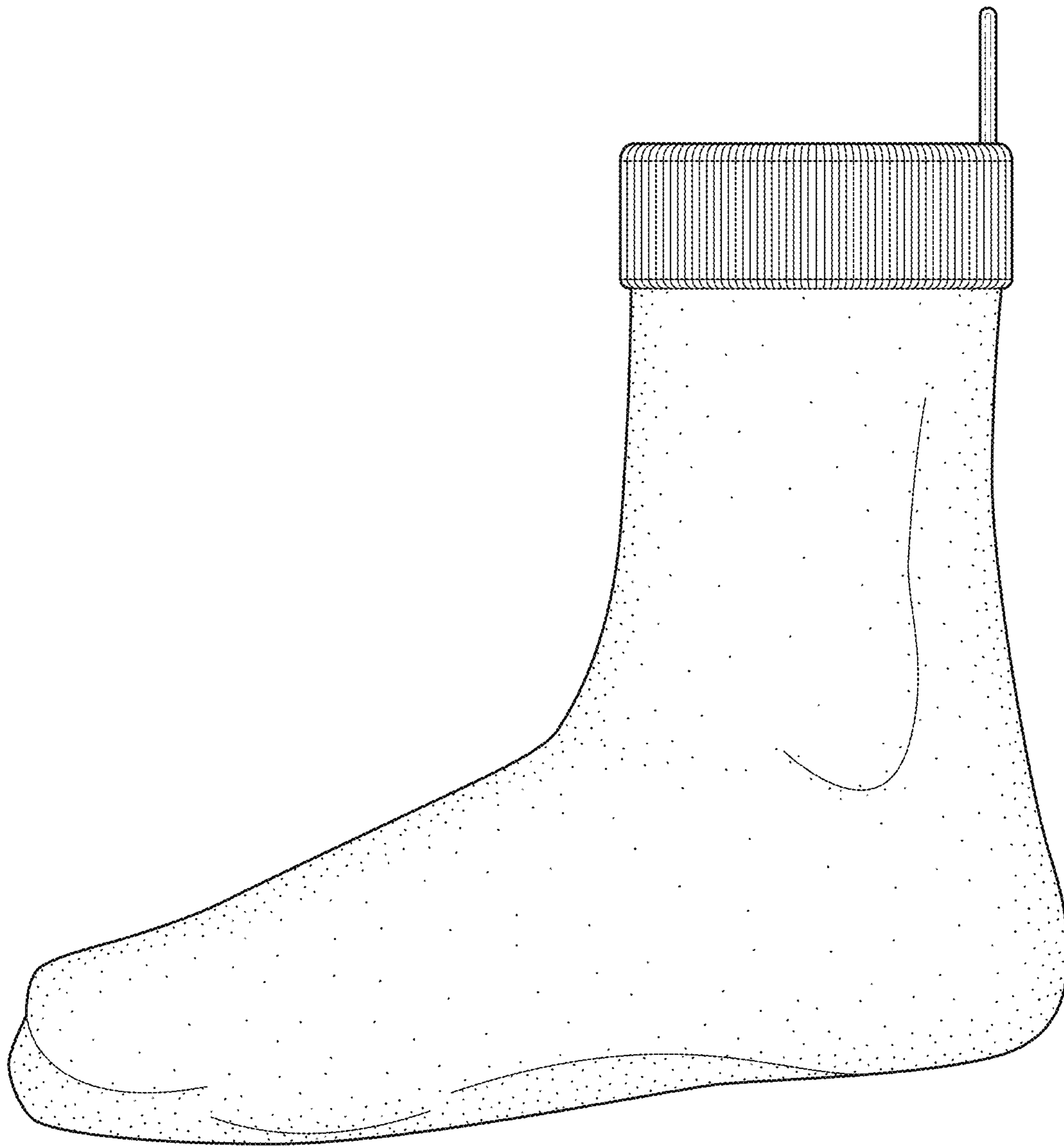


FIG. 3

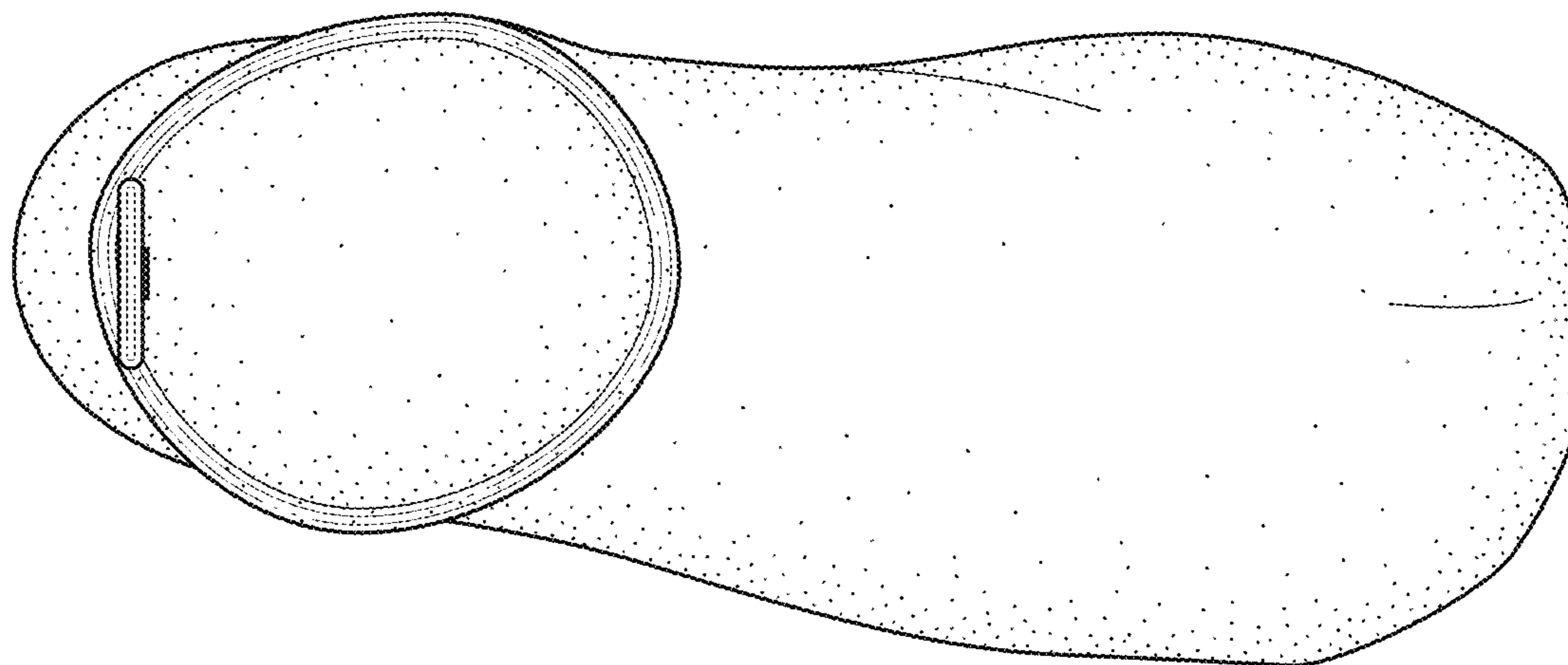


FIG. 4

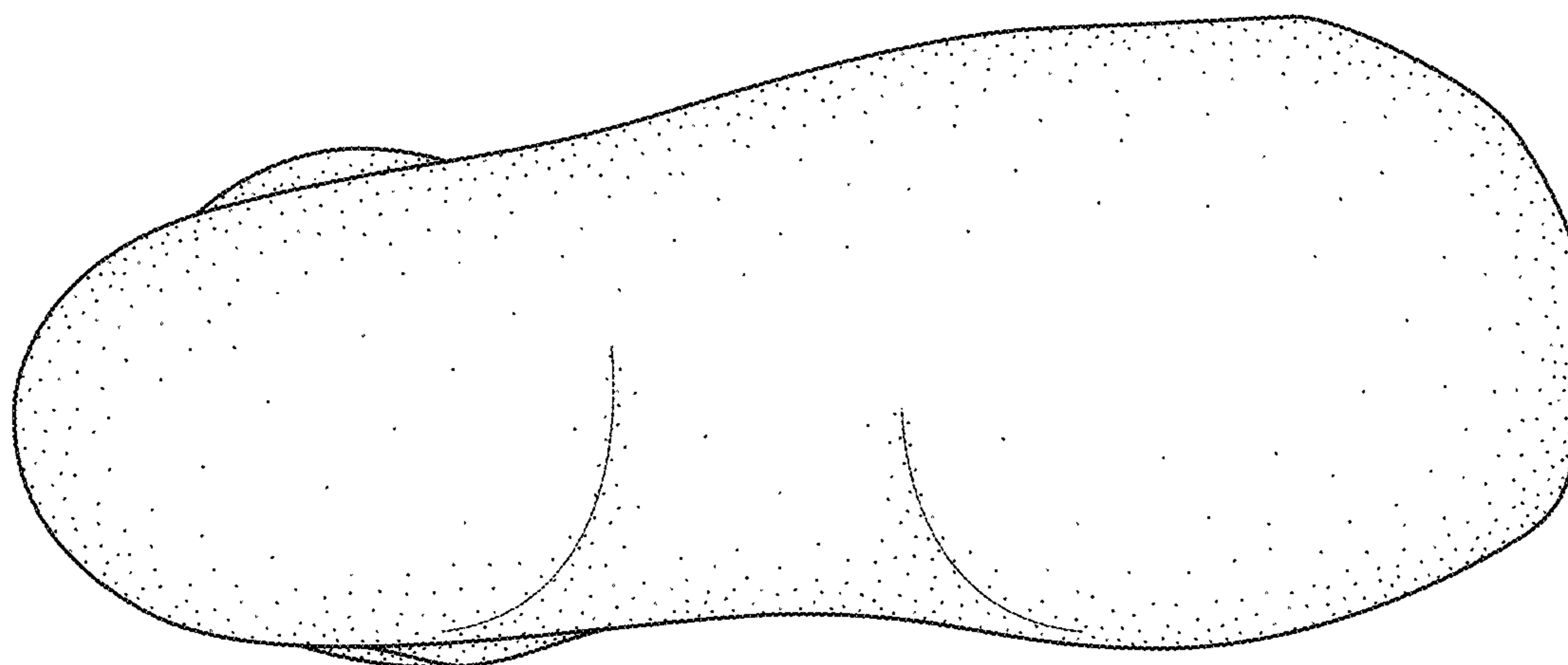


FIG. 5

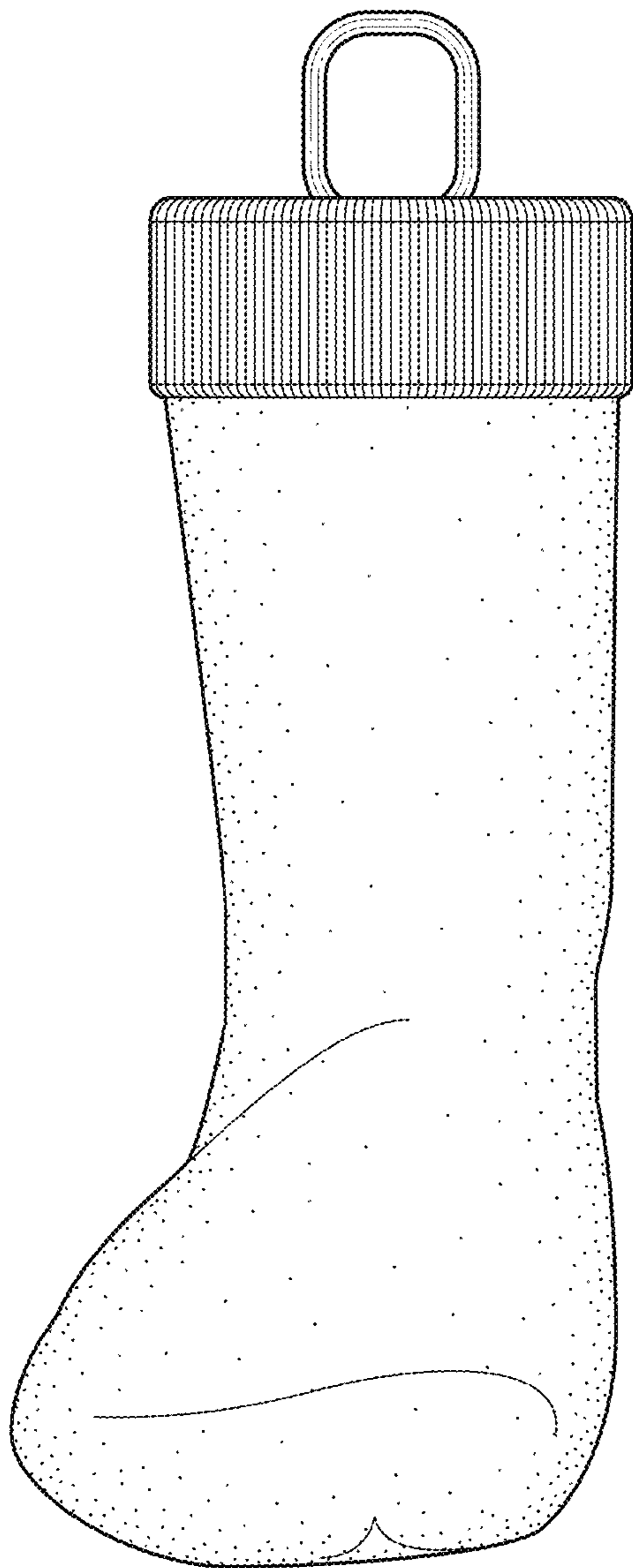


FIG. 6

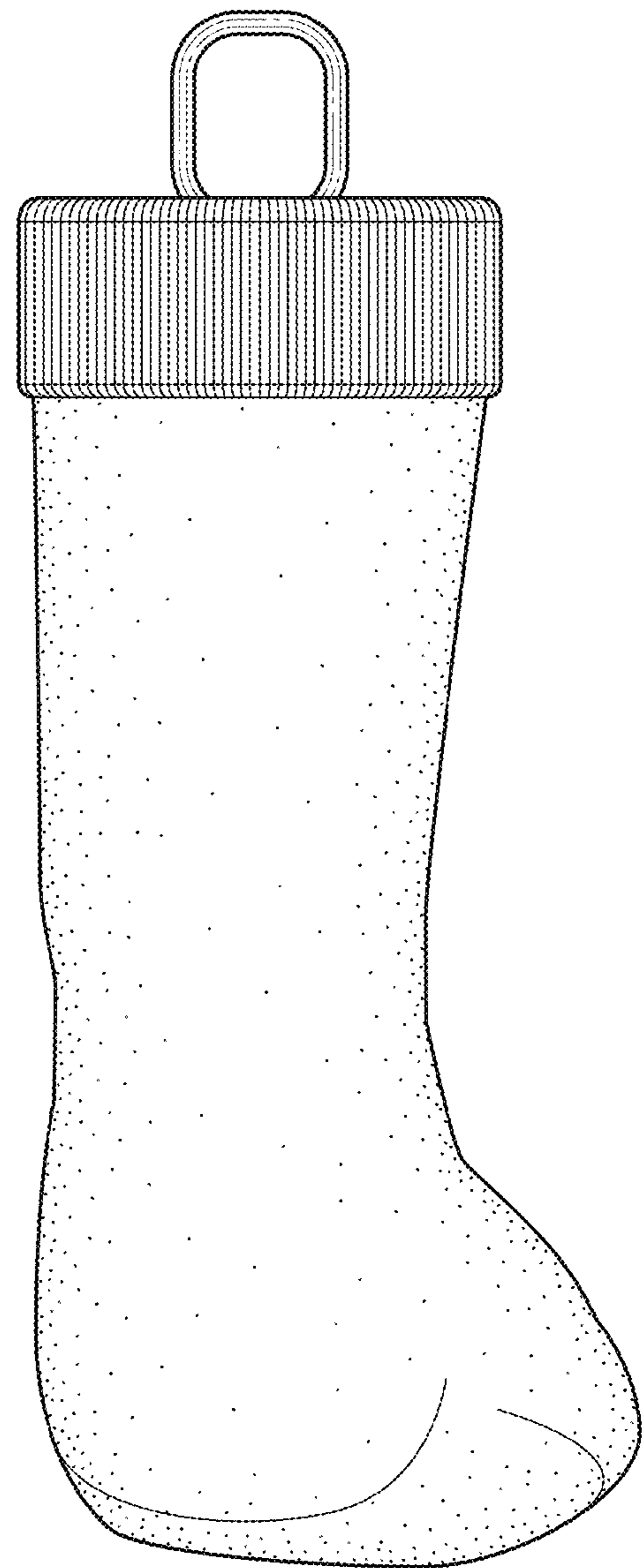


FIG. 7