



US00D801017S

(12) **United States Design Patent**  
**Parrett et al.**

(10) **Patent No.:** **US D801,017 S**  
(45) **Date of Patent:** **\*\* Oct. 31, 2017**

(54) **SHOE SOLE**

(71) Applicant: **NIKE, Inc.**, Beaverton, OR (US)

(72) Inventors: **Laura C. Parrett**, Portland, OR (US);  
**Robert C. Williams, Jr.**, Tigard, OR (US)

(73) Assignee: **NIKE, Inc.**, Beaverton, OR (US)

(\*\*) Term: **15 Years**

(21) Appl. No.: **29/547,197**

(22) Filed: **Dec. 1, 2015**

(51) **LOC (10) Cl.** ..... **02-04**

(52) **U.S. Cl.**

USPC ..... **D2/959**; D2/947; D2/951; D2/960

(58) **Field of Classification Search**

USPC ..... D2/902, 906, 908, 916, 918, 925,  
D2/946-962, 977; 36/3 B, 22 R, 24.5,  
36/25 R, 28, 32 R, 34 R, 59 C, 67 A, 103  
CPC ..... A43B 13/00; A43B 13/02; A43B 13/023;  
A43B 13/026; A43B 13/04; A43B 13/08;  
A43B 13/10; A43B 13/12; A43B 13/14;  
A43B 13/141; A43B 13/143; A43B  
13/16; A43B 13/18; A43B 13/181; A43B  
13/187; A43B 13/189; A43B 13/20; A43B  
13/22; A43B 13/223; A43B 13/24; A43B  
13/28; A43B 13/30; A43B 13/32; A43B  
13/34; A43B 13/36

See application file for complete search history.

(56) **References Cited**

**U.S. PATENT DOCUMENTS**

D299,788 S \* 2/1989 Kelley ..... D2/956  
D310,906 S \* 10/1990 Hase ..... D2/977  
D397,841 S \* 9/1998 Munns ..... D2/902  
D439,395 S \* 3/2001 Oberg ..... D2/957  
D440,749 S \* 4/2001 Rogers ..... D2/953

D463,901 S \* 10/2002 Adams ..... D2/951  
D475,514 S \* 6/2003 Burg ..... D2/956  
D483,934 S \* 12/2003 Adams ..... D2/957  
D524,034 S \* 7/2006 Hlavacs ..... D2/977  
D528,776 S \* 9/2006 Hui ..... D2/977  
D545,534 S \* 7/2007 McClaskie ..... D2/953  
D547,033 S \* 7/2007 Canavan ..... D2/946  
D586,544 S \* 2/2009 Fuerst ..... D2/951  
D611,689 S \* 3/2010 Stubblefield ..... D2/946  
D611,690 S \* 3/2010 Stubblefield ..... D2/946  
D621,143 S \* 8/2010 Lamont ..... D2/951  
D650,978 S \* 12/2011 Lee ..... D2/946  
D651,787 S \* 1/2012 Mahoney ..... D2/902  
D655,483 S \* 3/2012 Portzline ..... D2/902  
D655,489 S \* 3/2012 Mahoney ..... D2/946  
D656,722 S \* 4/2012 Hall ..... D2/951  
D662,697 S \* 7/2012 Portzline ..... D2/946  
D668,437 S \* 10/2012 Mahoney ..... D2/908  
D674,996 S \* 1/2013 Sallee ..... D2/946  
D677,043 S \* 3/2013 Loverin ..... D2/951  
D677,450 S \* 3/2013 Amphyon ..... D2/947  
D677,869 S \* 3/2013 Labarbera ..... D2/947  
D683,118 S \* 5/2013 Pauk ..... D2/951

(Continued)

*Primary Examiner* — T. Chase Nelson

(74) *Attorney, Agent, or Firm* — Banner & Witcoff, Ltd.

(57) **CLAIM**

The ornamental design for a shoe sole, as shown and described.

**DESCRIPTION**

FIG. 1 is a front perspective view of a shoe sole showing our new design;

FIG. 2 is a second front perspective view thereof;

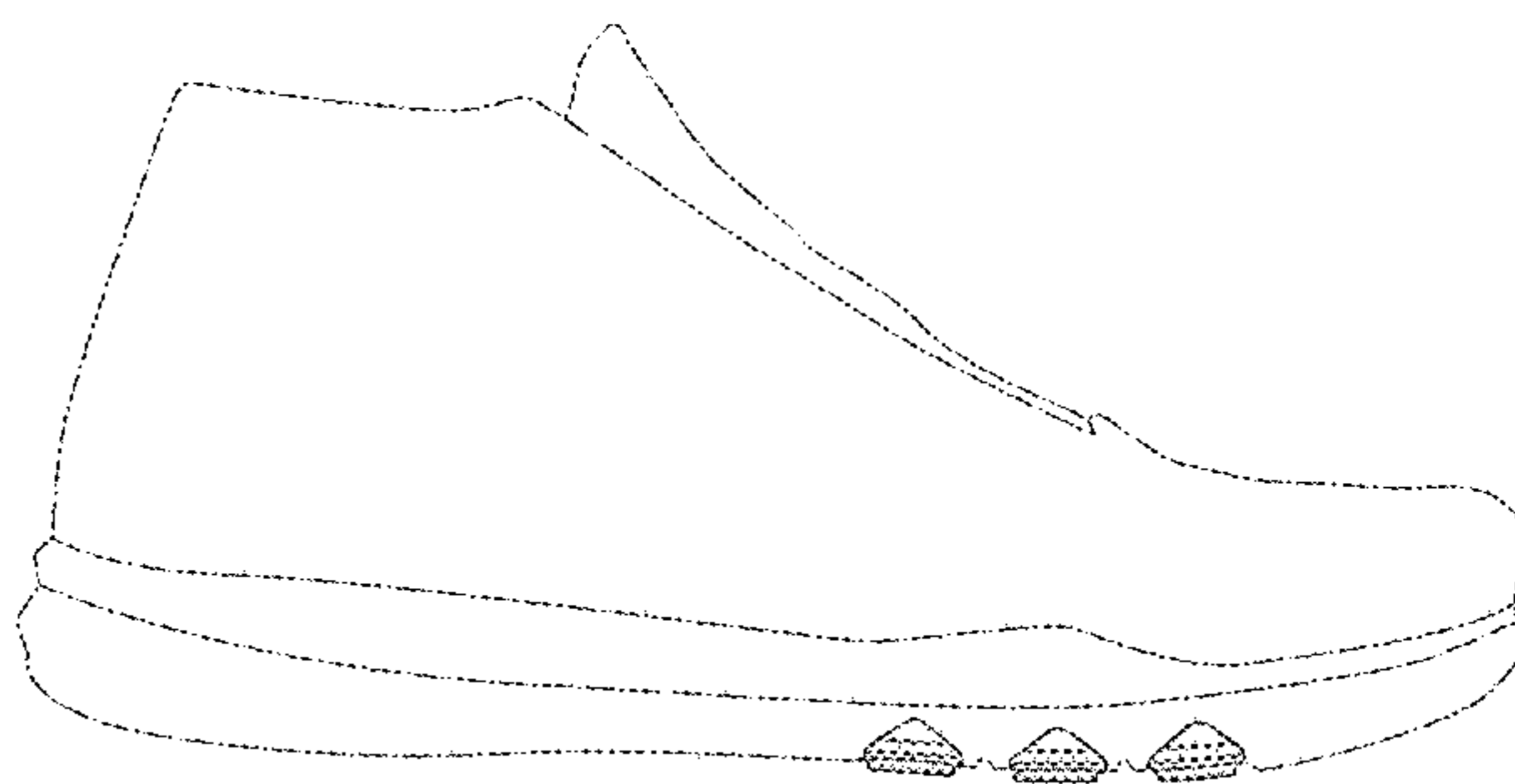
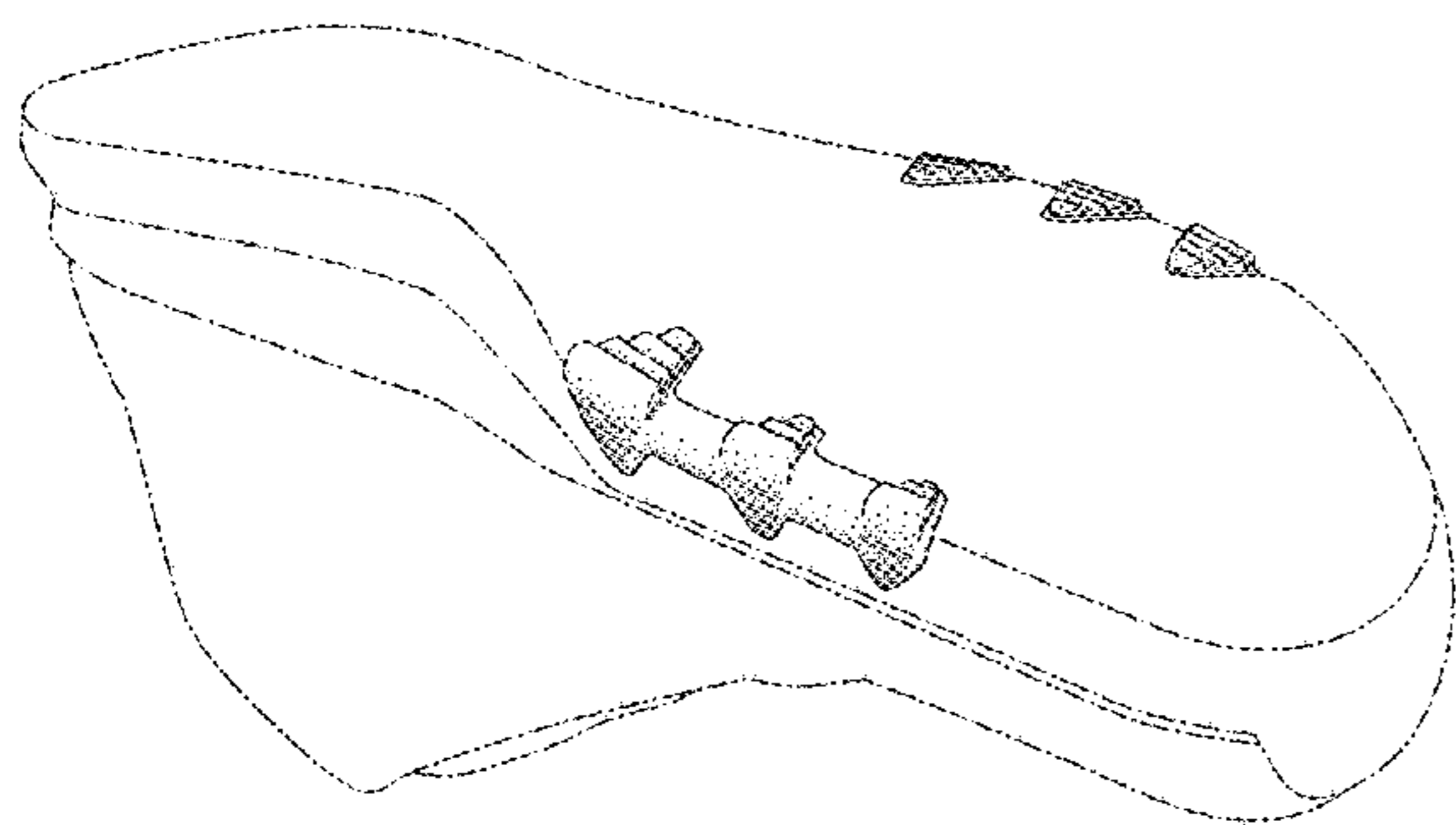
FIG. 3 is a side view thereof;

FIG. 4 is a second side view thereof; and,

FIG. 5 is a bottom view thereof.

The broken lines showing the remainder of the shoe are for environmental purposes only and form no part of the claimed design.

**1 Claim, 5 Drawing Sheets**



(56)

**References Cited**

U.S. PATENT DOCUMENTS

D689,275	S	*	9/2013	Mahoney	.....	D2/947
D692,218	S	*	10/2013	Anceresi	.....	D2/947
D692,219	S	*	10/2013	Anceresi	.....	D2/947
D696,501	S	*	12/2013	Miner	.....	D2/947
D696,502	S	*	12/2013	Miner	.....	D2/947
D696,503	S	*	12/2013	Miner	.....	D2/947
D708,828	S	*	7/2014	Avar	.....	D2/947
D709,681	S	*	7/2014	Williams, Jr.	.....	D2/947
D727,005	S	*	4/2015	Portzline	.....	D2/951
D732,268	S	*	6/2015	Grenet	.....	D2/902
D734,603	S	*	7/2015	Francis	.....	D2/951
D734,931	S	*	7/2015	McCourt	.....	D2/951
D738,601	S	*	9/2015	Hubner	.....	D2/951
D741,055	S	*	10/2015	Avar	.....	D2/947
D741,585	S	*	10/2015	Schwartz	.....	D2/950
D765,365	S	*	9/2016	Chang	.....	D2/947
D769,594	S	*	10/2016	Chang	.....	D2/947
D773,796	S	*	12/2016	Hobgood	.....	D2/959
D778,562	S	*	2/2017	Williams, Jr.	.....	D2/951
D782,799	S	*	4/2017	Caron	.....	D2/947
D783,245	S	*	4/2017	Hatfield	.....	D2/947
2015/0128452	A1	*	5/2015	Hull	.....	A43B 13/14 36/103
2016/0021974	A1	*	1/2016	Schindler	.....	A43B 13/223 36/103

\* cited by examiner

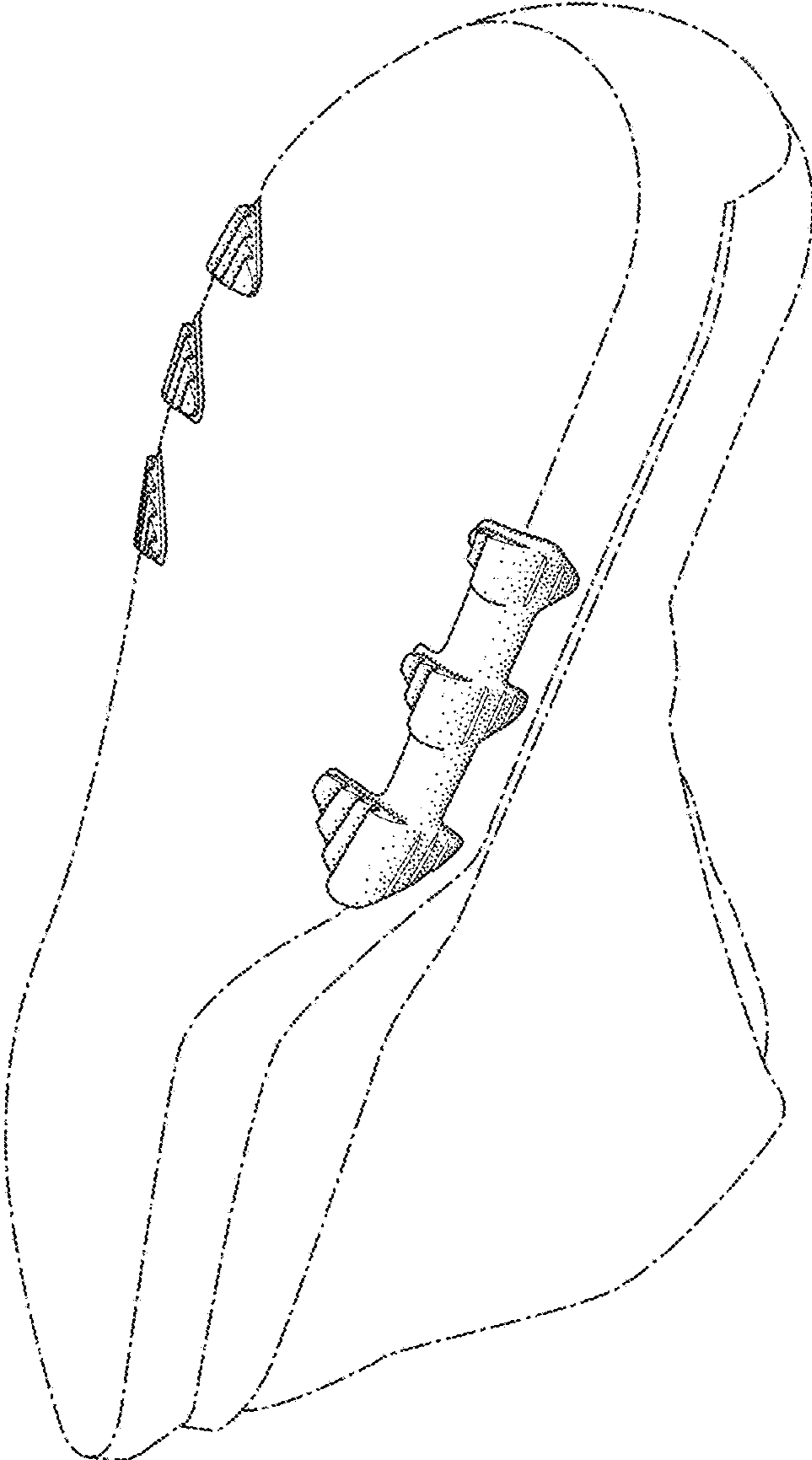


FIG. 1

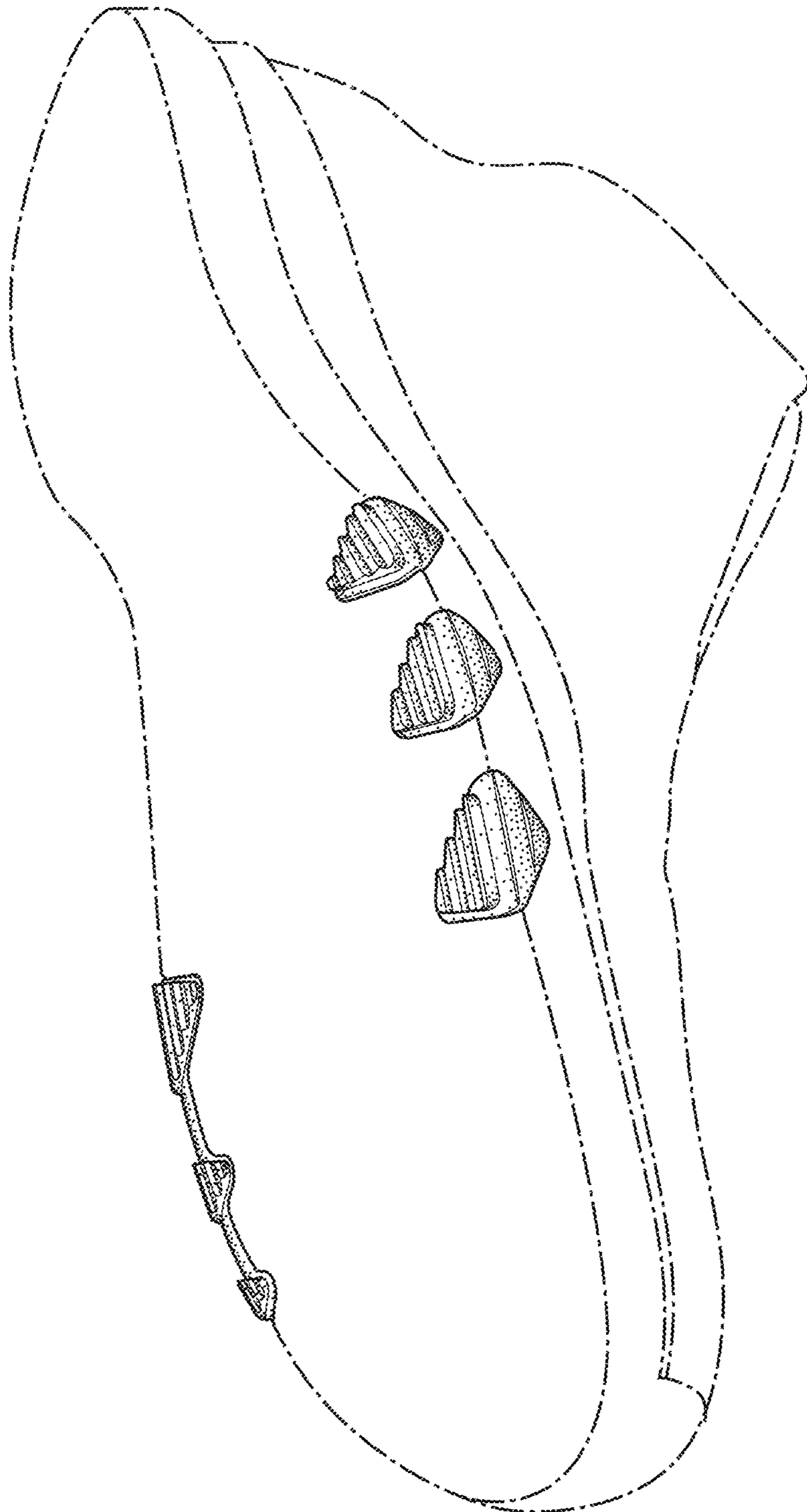


FIG. 2

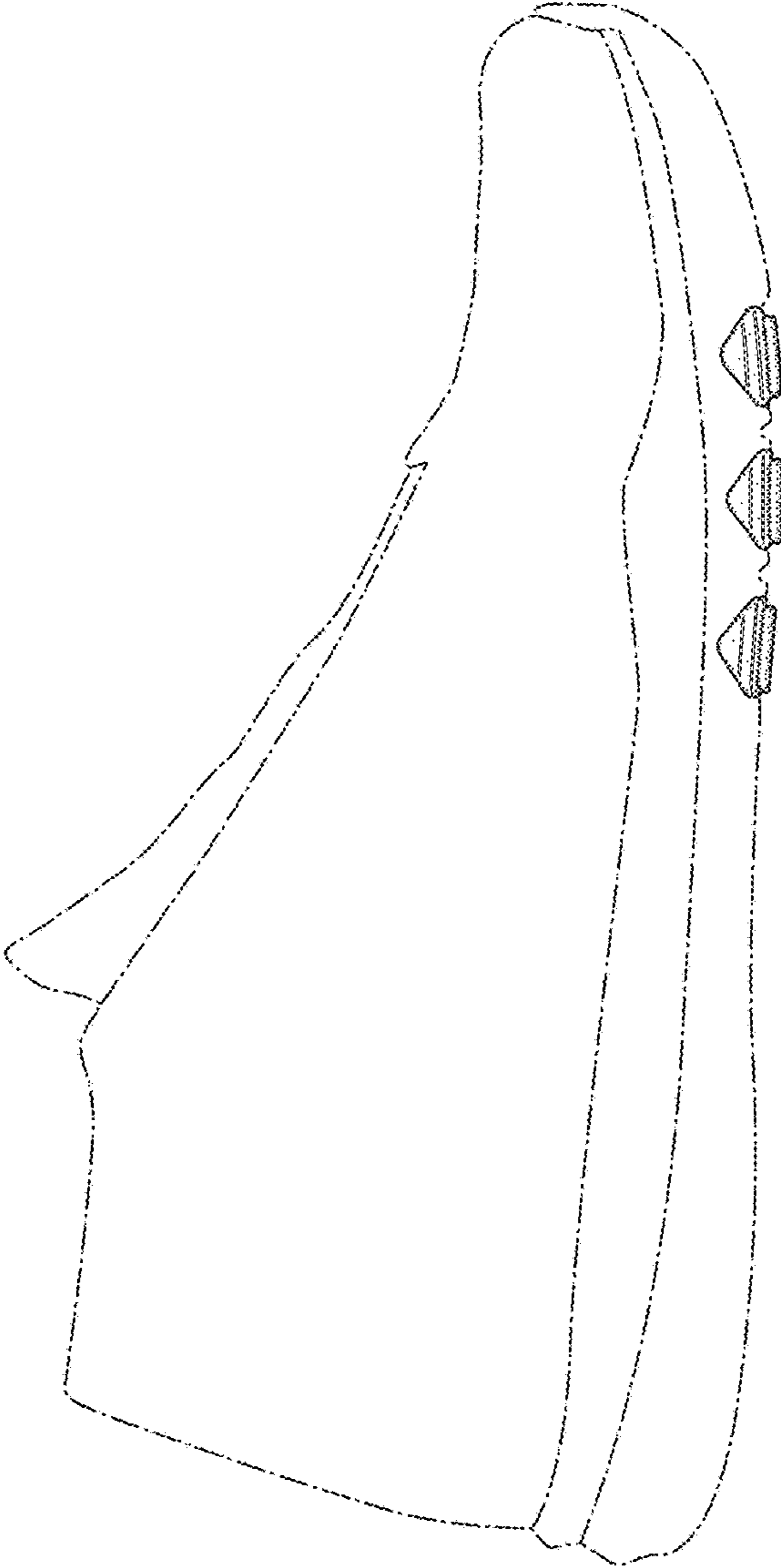


FIG. 3

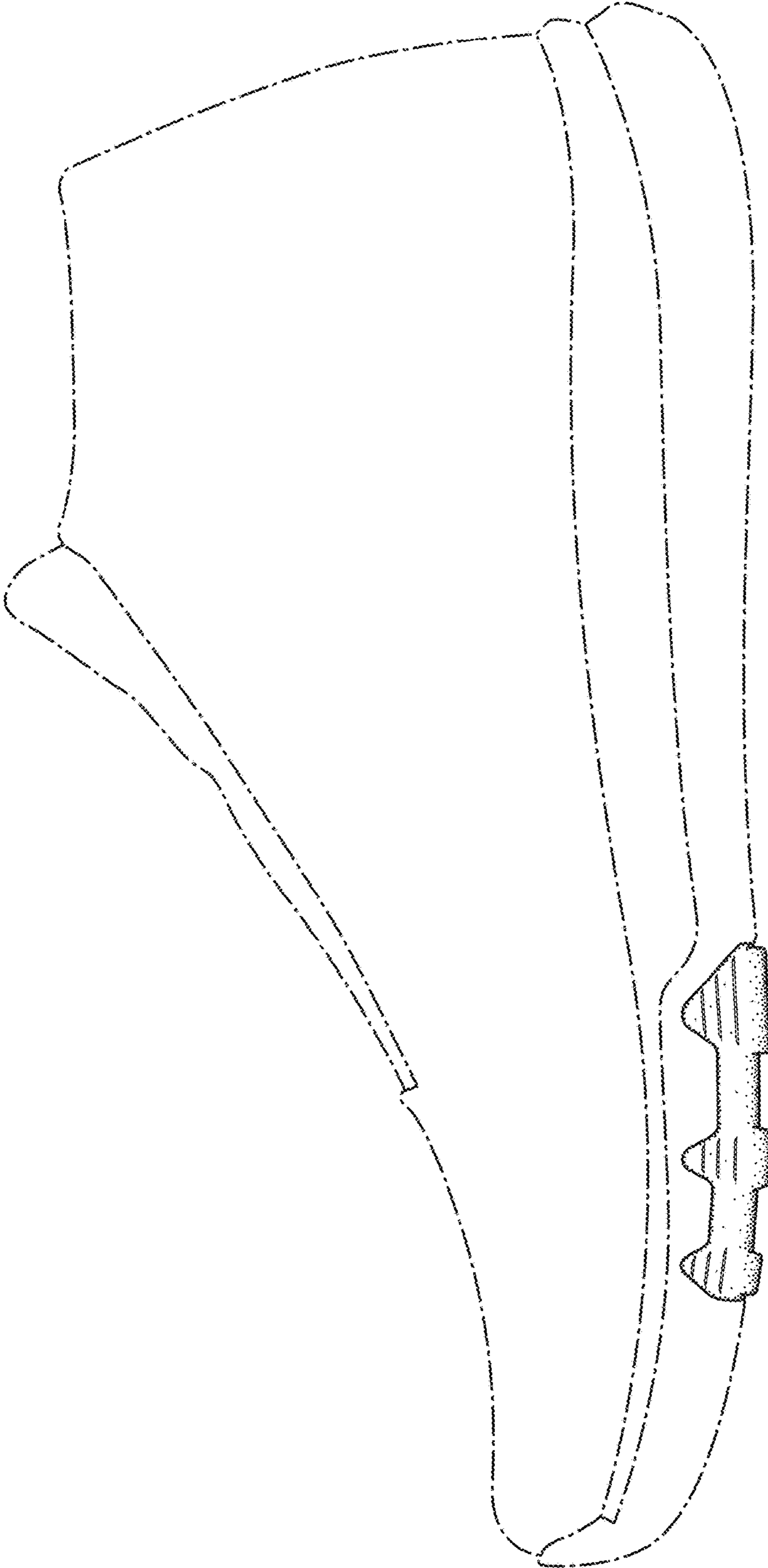


FIG. 4

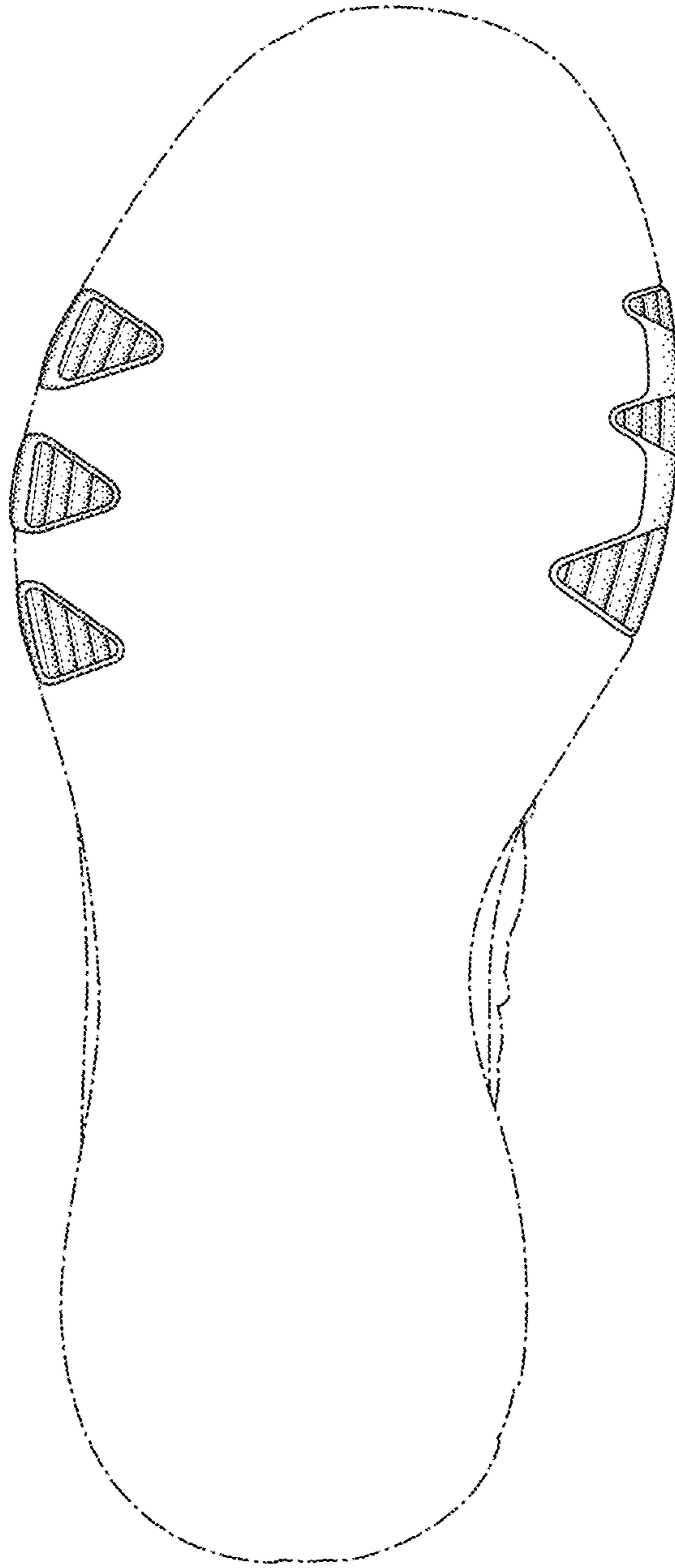


FIG. 5