



US00D801013S

(12) **United States Design Patent** (10) **Patent No.:** **US D801,013 S**  
**Laska et al.** (45) **Date of Patent:** **\*\* Oct. 31, 2017**

(54) **FOOTWEAR**  
(71) Applicant: **Crocs, Inc.**, Niwot, CO (US)  
(72) Inventors: **Daniel S. Laska**, Lyons, CO (US);  
**Danielle Engerman**, Denver, CO (US);  
**Stefano Del Biondi**, Noventa Padovana (IT)  
(73) Assignee: **Crocs, Inc.**, Niwot, CO (US)  
(\*\*) Term: **15 Years**  
(21) Appl. No.: **29/554,123**  
(22) Filed: **Feb. 8, 2016**  
(51) **LOC (10) Cl.** ..... **02-04**  
(52) **U.S. Cl.**  
USPC ..... **D2/932; D2/916**  
(58) **Field of Classification Search**  
USPC ..... D2/896, 898, 900, 902, 903, 906-911,  
D2/916-923, 925, 926, 929, 932,  
D2/938-994; 36/1, 1.5, 4, 7, 7.4, 7.5, 8,  
36/8.1, 11.5, 45-58, 77, 83, 84, 87-89,  
36/93, 100, 102, 104, 108, 109, 112-114,  
36/123-131  
CPC ..... A43B 3/12  
See application file for complete search history.

D526,768 S \* 8/2006 Keen ..... D2/916  
D548,443 S \* 8/2007 Teteriatnikov ..... D2/969  
D566,930 S \* 4/2008 Liow ..... D2/916  
D576,782 S \* 9/2008 Teteriatnikov ..... D2/969  
D655,483 S \* 3/2012 Portzline ..... D2/902  
D721,473 S \* 1/2015 Kue ..... D2/923  
D732,808 S \* 6/2015 Del Biondi ..... D2/923  
D739,125 S \* 9/2015 Chanthavong ..... D2/923  
D751,798 S \* 3/2016 Laska ..... D2/923  
D763,555 S \* 8/2016 Engerman ..... D2/923  
D768,364 S \* 10/2016 Chanthavong ..... D2/923  
D769,587 S \* 10/2016 Chanthavong ..... D2/907  
D772,543 S \* 11/2016 Laska ..... D2/923

\* cited by examiner

*Primary Examiner* — Caron D Veynar  
*Assistant Examiner* — Katelin G Kloberg  
(74) *Attorney, Agent, or Firm* — Wilmer Cutler Pickering  
Hale and Dorr LLP

(57) **CLAIM**

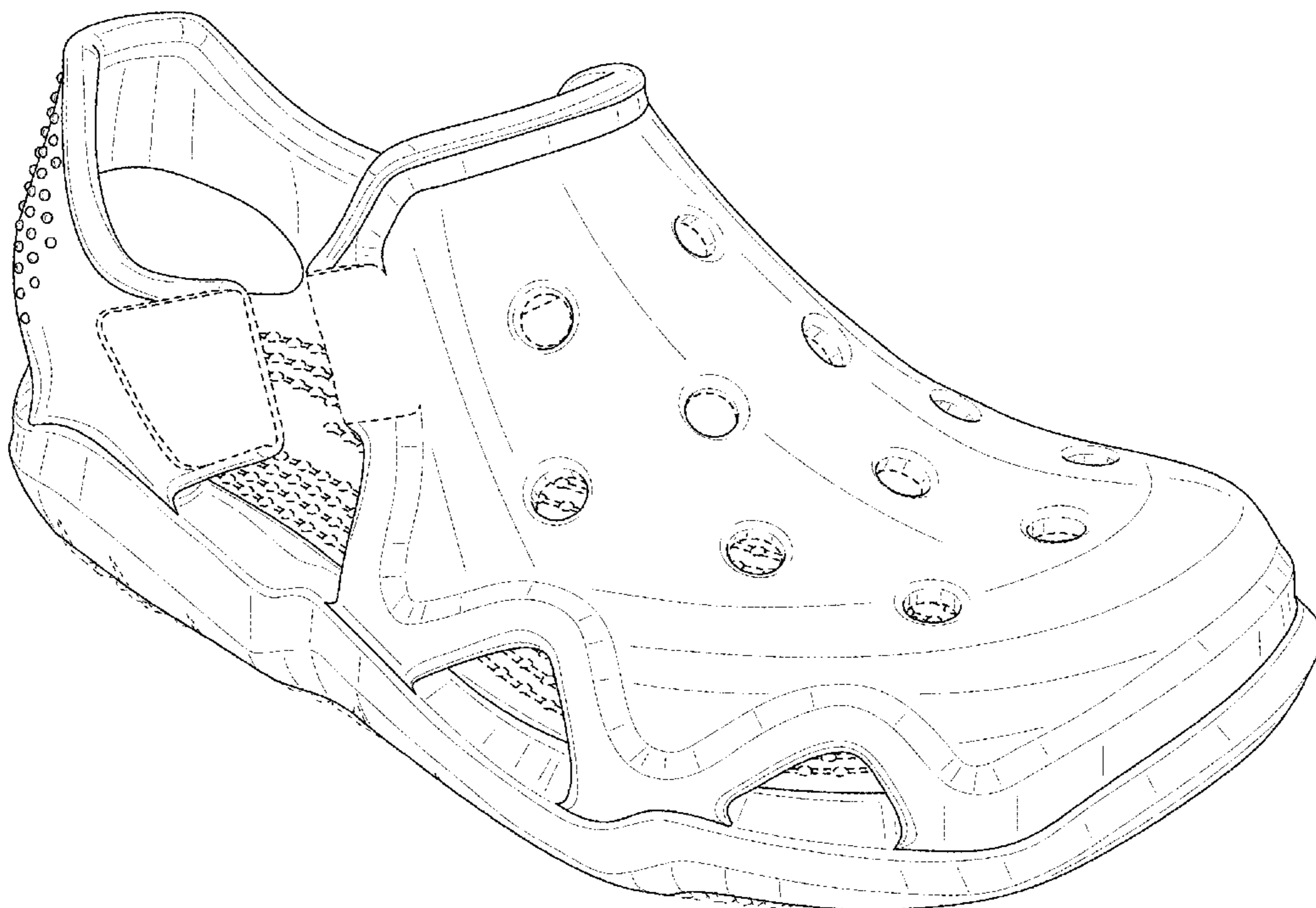
The ornamental design for footwear, as shown and described.

**DESCRIPTION**

FIG. 1 is a front perspective view of footwear;  
FIG. 2 is a front view thereof;  
FIG. 3 is a back view thereof;  
FIG. 4 is an outer side view thereof;  
FIG. 5 is an inner side view thereof;  
FIG. 6 is a top view thereof; and,  
FIG. 7 is a bottom view thereof.  
The portions of the design shown in dashed lines form no part of the claimed design.

**1 Claim, 6 Drawing Sheets**

(56) **References Cited**  
U.S. PATENT DOCUMENTS  
D492,096 S \* 6/2004 Sanchez ..... D2/896  
D505,250 S \* 5/2005 Adams ..... D2/969  
D511,879 S \* 11/2005 Caine ..... D2/908



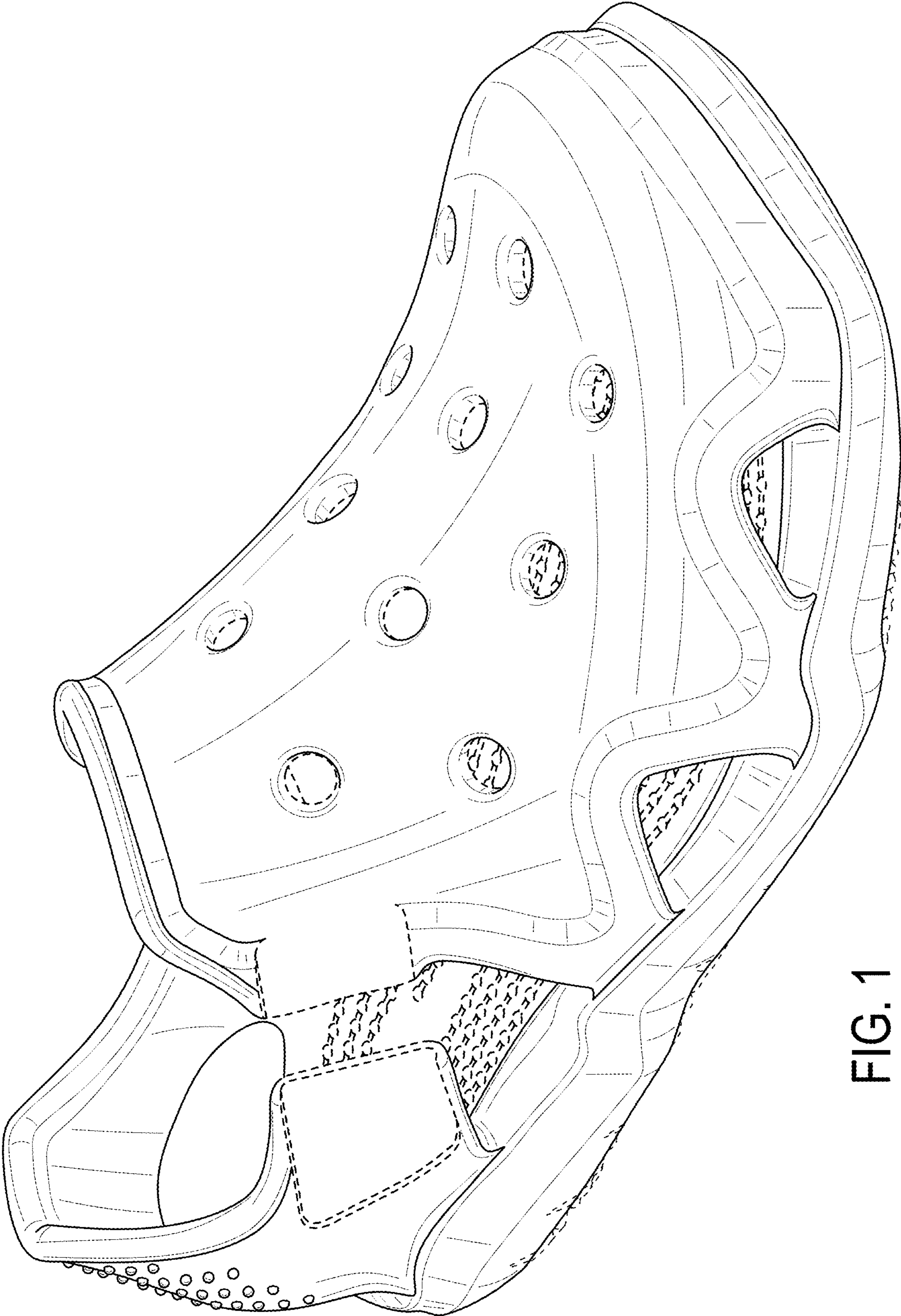


FIG. 1

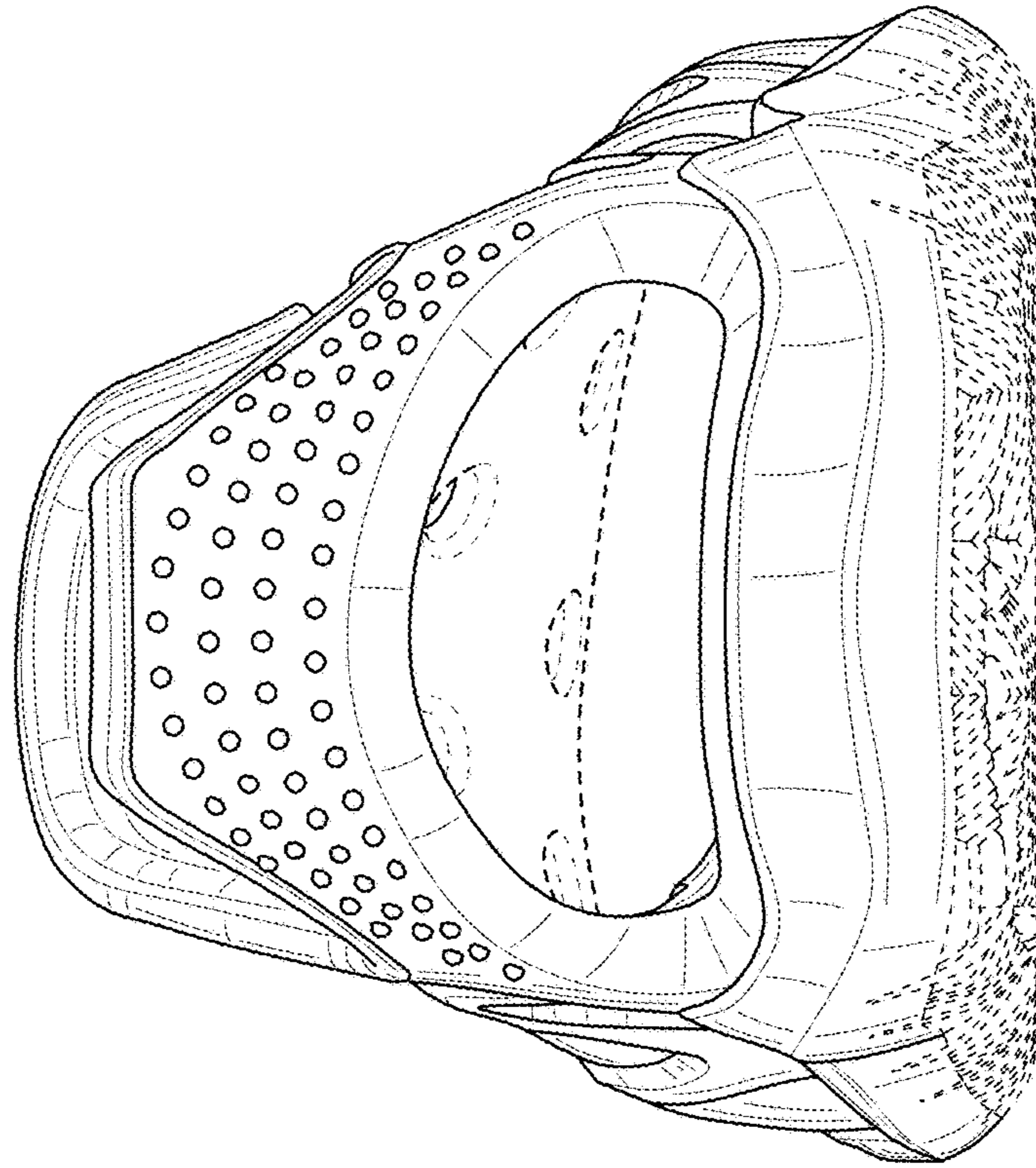


FIG. 3

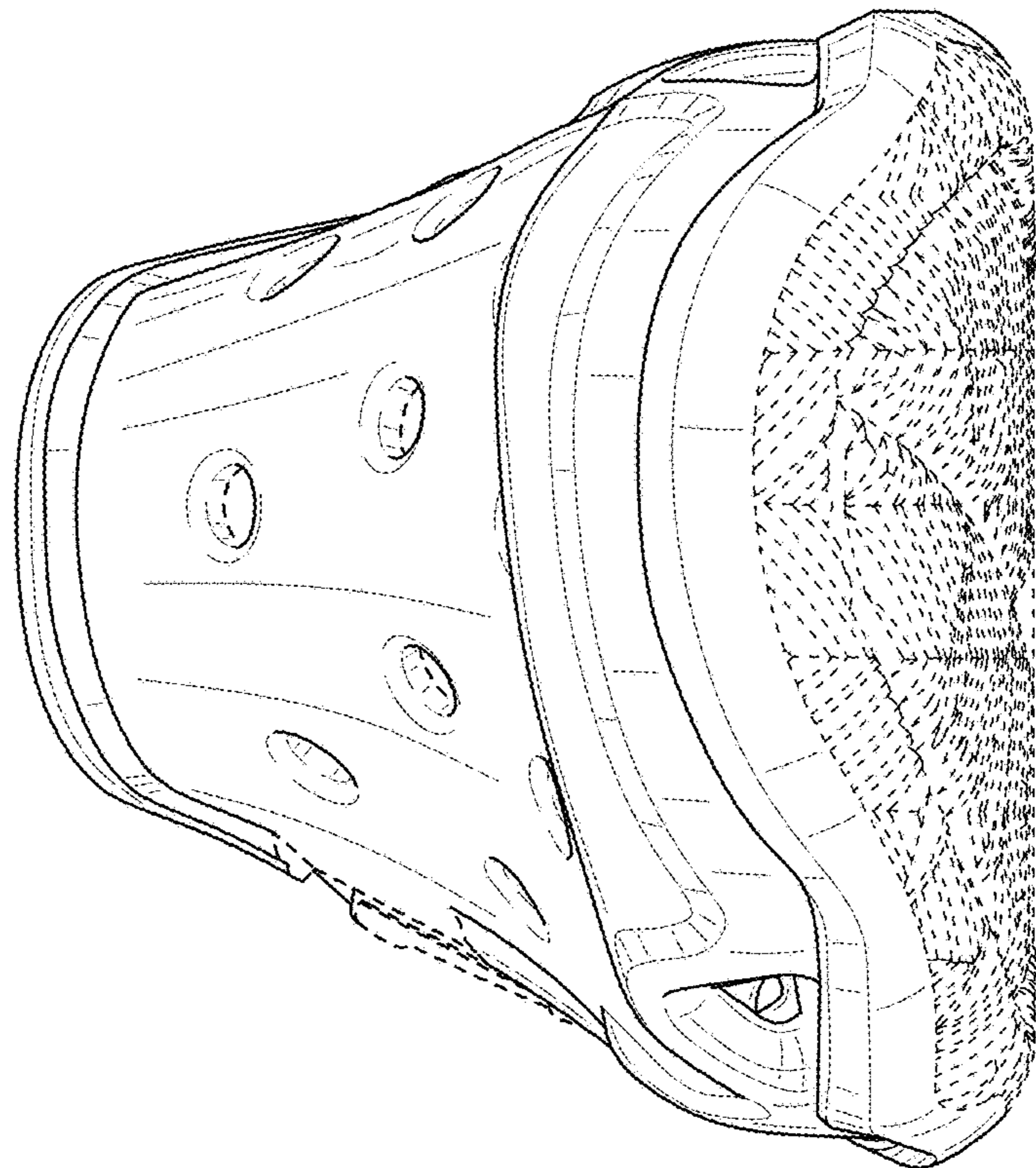


FIG. 2

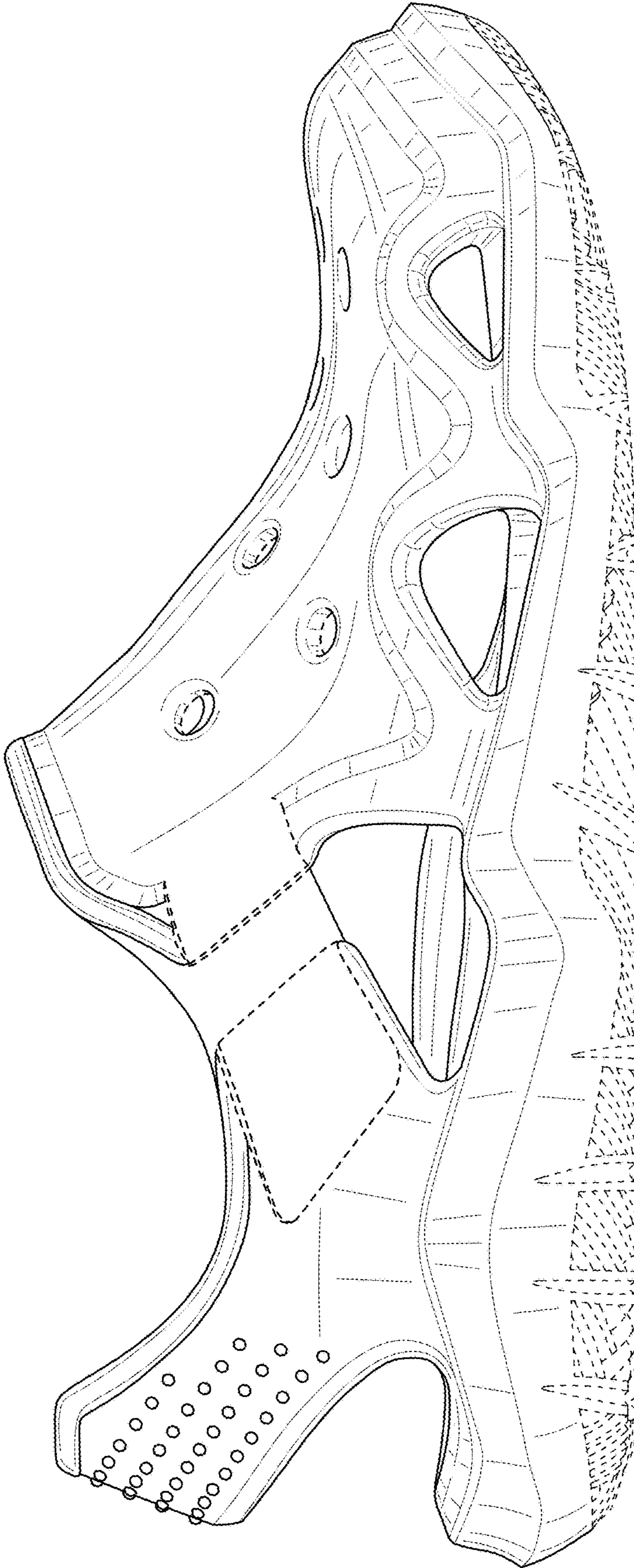


FIG. 4

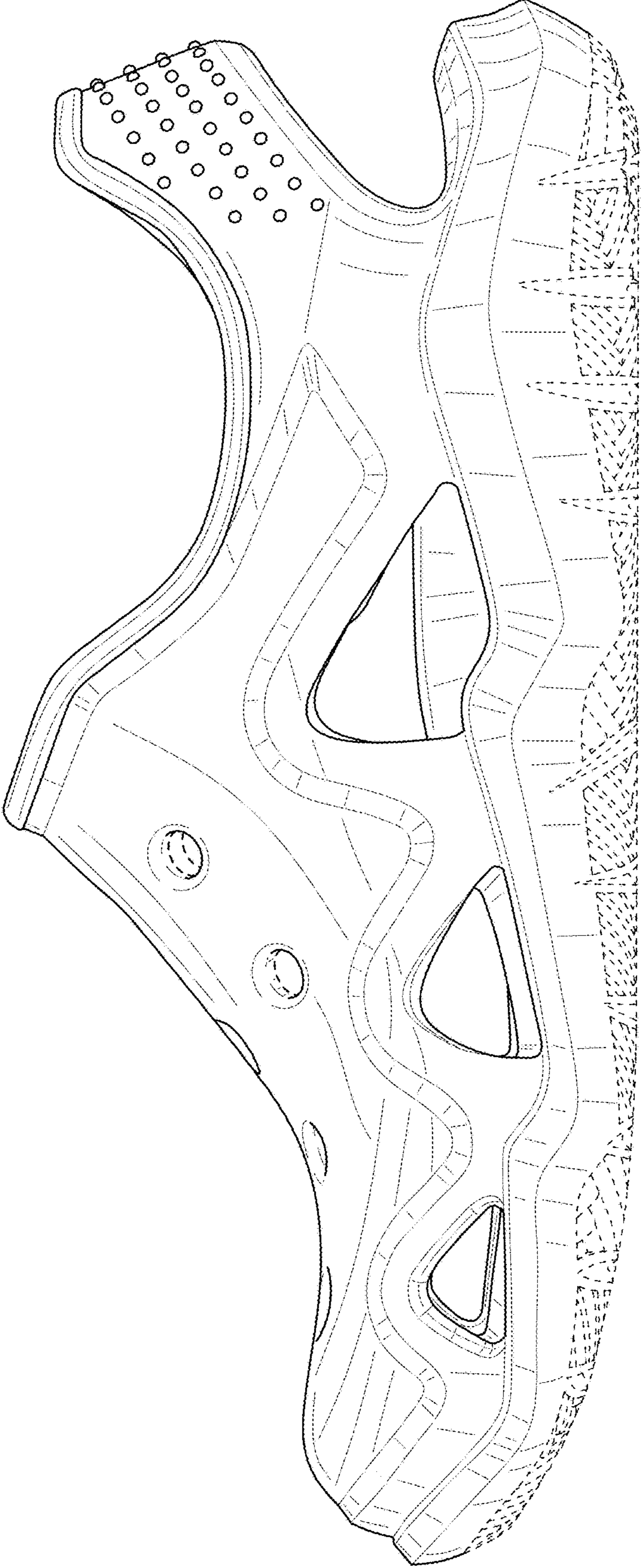


FIG. 5

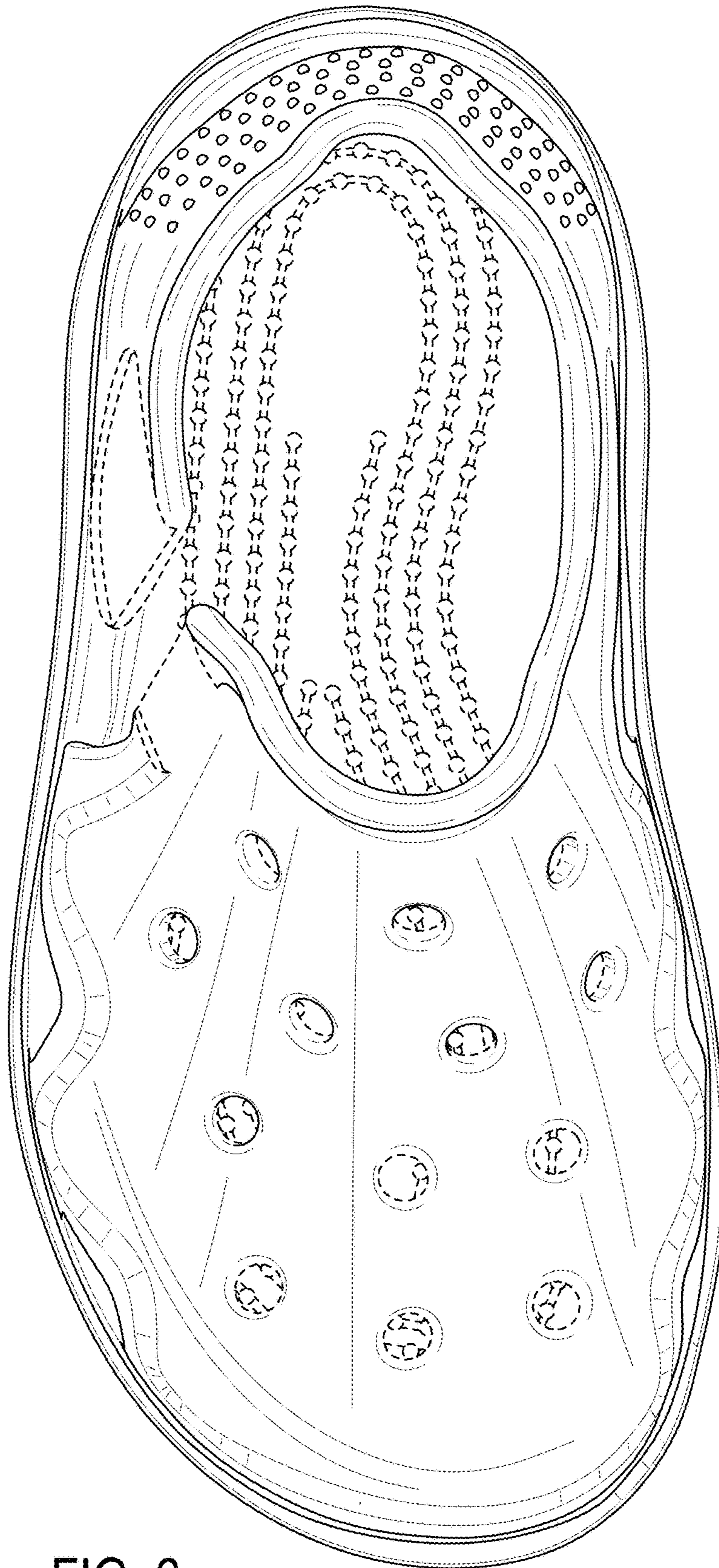


FIG. 6

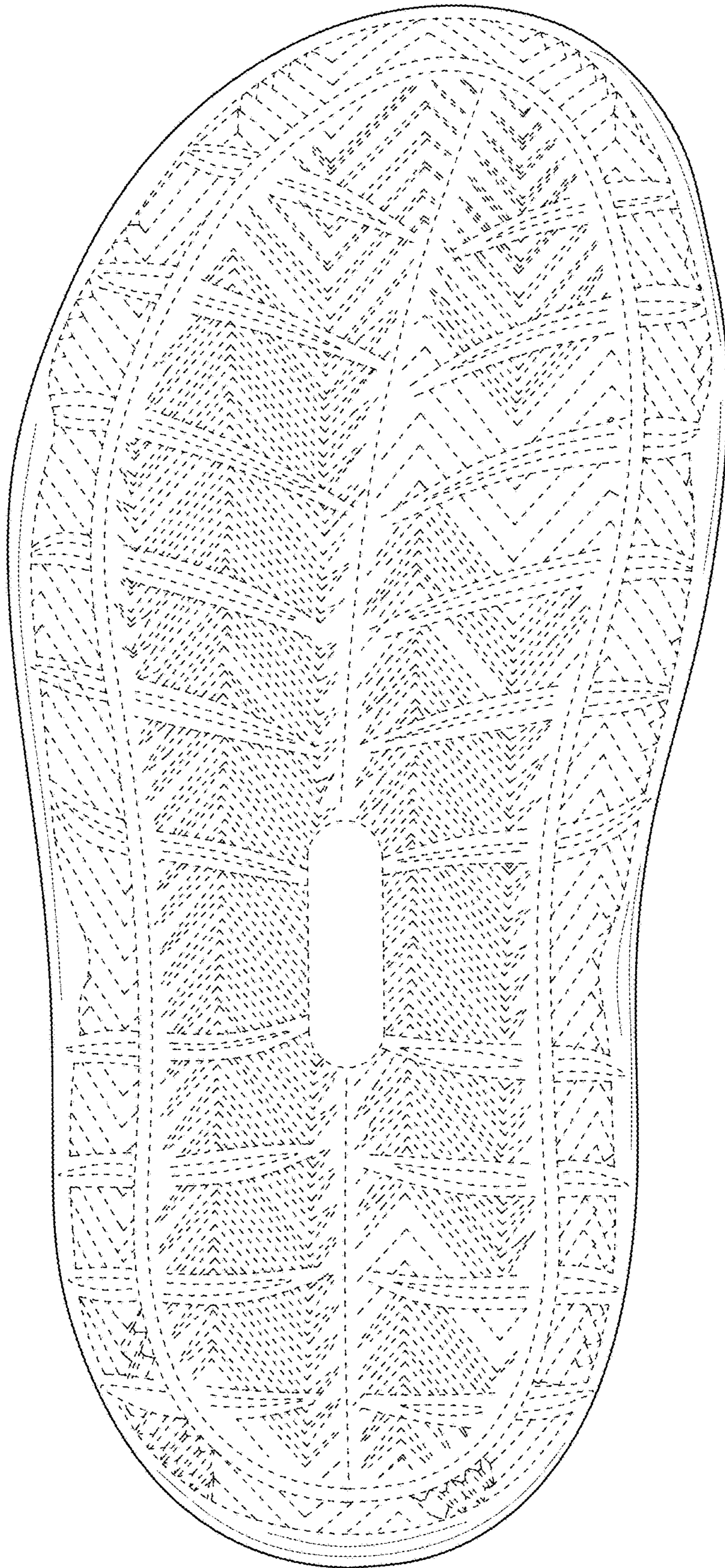


FIG. 7