



US00D801002S

(12) **United States Design Patent**
Durham

(10) **Patent No.:** **US D801,002 S**

(45) **Date of Patent:** **** Oct. 31, 2017**

(54) **GARMENT**

(71) Applicant: **Fox Head, Inc.**, Irvine, CA (US)

(72) Inventor: **David L. Durham**, San Clemente, CA (US)

(73) Assignee: **FOX HEAD, INC.**, Irvine, CA (US)

(**) Term: **15 Years**

(21) Appl. No.: **29/600,325**

(22) Filed: **Apr. 11, 2017**

Related U.S. Application Data

(62) Division of application No. 29/555,953, filed on Feb. 25, 2016, now Pat. No. Des. 789,657.

(51) **LOC (10) Cl.** **02-02**

(52) **U.S. Cl.**
USPC **D2/742; D2/731**

(58) **Field of Classification Search**
USPC D2/742, 731, 748, 738, 743, 747, 745, D2/861, 863, 864
CPC . A41D 1/06; A41D 1/08; A41D 1/067; A41D 1/062; A41D 1/082; A41D 1/084; A41D 1/086; A41D 1/088; A41D 7/00; A41D 7/001; A41D 7/005; A41D 7/006
See application file for complete search history.

(56) **References Cited**

U.S. PATENT DOCUMENTS

1,669,085 A	5/1928	Guyon
2,629,094 A	2/1953	Goldsmith
3,425,063 A	2/1969	Brown
4,156,294 A	5/1979	Horn
4,987,613 A	1/1991	Loverdi et al.
D339,902 S	10/1993	Doherty
D346,891 S	5/1994	Yee
D418,966 S	1/2000	Walsh

D420,781 S	2/2000	Fujii et al.
D619,784 S	7/2010	Kanada et al.
D625,900 S	10/2010	Morii et al.
8,544,114 B2	10/2013	Williams et al.
D693,989 S	11/2013	Tanaka et al.
D695,493 S	12/2013	Hillary
D703,920 S	5/2014	Tanaka et al.
D728,111 S	4/2015	Walmsley
D744,198 S	12/2015	Hammer et al.
D748,373 S	2/2016	Darmour
D750,348 S	3/2016	Hammer et al.
D753,897 S	4/2016	Yoo

(Continued)

Primary Examiner — Robin V Webster

Assistant Examiner — James Thorn, Sr.

(74) *Attorney, Agent, or Firm* — Foley & Lardner LLP

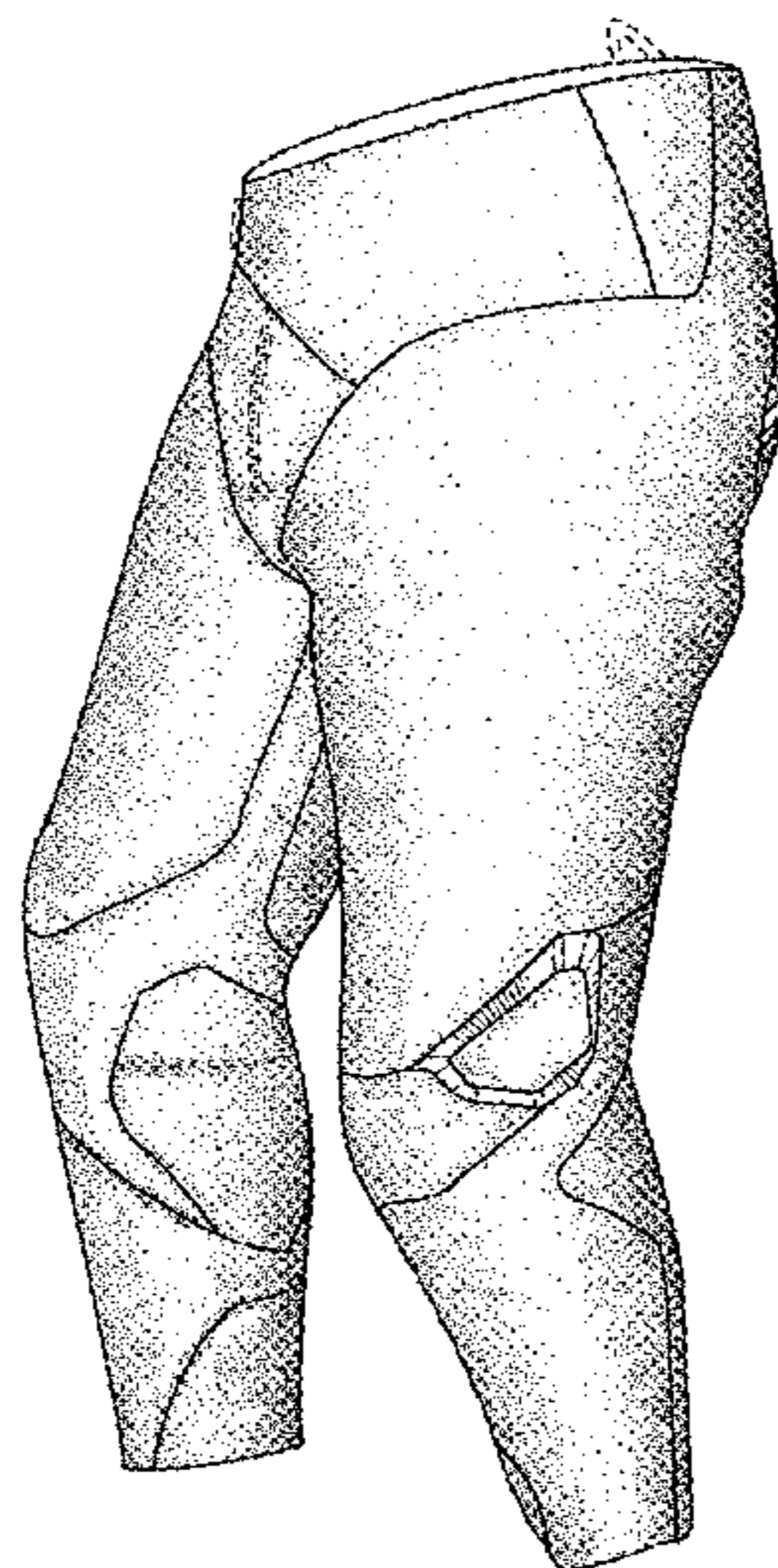
(57) **CLAIM**

I claim the ornamental design for a garment, as shown and described.

DESCRIPTION

FIG. 1 is a front, left perspective view of the claimed design, according to one embodiment;
FIG. 2 is a rear, right perspective view of the claimed design of FIG. 1;
FIG. 3 is a front view of the claimed design of FIG. 1;
FIG. 4 is a front view of the claimed design of FIG. 1 in another configuration;
FIG. 5 is a rear view of the claimed design of FIG. 1;
FIG. 6 is a left view of the claimed design of FIG. 1;
FIG. 7 is a right view of the claimed design of FIG. 1;
FIG. 8 is a top view of the claimed design of FIG. 1; and,
FIG. 9 is a bottom view of the claimed design of FIG. 1.
The ornamental design which is claimed is shown in solid lines in the figures. The broken line showing of the garment is for illustrative purposes only and forms no part of the claimed design. Broken lines formed by equal length dashes show unclaimed portions of the design.

1 Claim, 5 Drawing Sheets



(56)

References Cited

U.S. PATENT DOCUMENTS

D753,899	S	4/2016	Yoo	
D770,133	S	11/2016	Burke et al.	
D775,785	S	1/2017	Darmour	
D785,292	S *	5/2017	Kandarian D2/742
D787,156	S *	5/2017	Yoo D2/742
D787,157	S *	5/2017	Yoo D2/731
2003/0167557	A1	9/2003	LaShoto et al.	
2009/0025126	A1	1/2009	Crossman et al.	
2009/0144873	A1	6/2009	Jewell et al.	
2009/0291813	A1 *	11/2009	Mueller A63B 21/0605 482/105
2010/0287690	A1	11/2010	Kanavage	
2013/0152285	A1	6/2013	Sutton et al.	
2014/0047618	A1	2/2014	Robins et al.	
2014/0173813	A1	6/2014	Mazzarolo	
2014/0208492	A1	7/2014	Foley et al.	
2014/0215679	A1	8/2014	Habip	
2014/0245525	A1	9/2014	Turner	
2014/0331375	A1	11/2014	Howland	
2015/0101110	A1	4/2015	Wagner et al.	
2015/0196070	A1	7/2015	Burger et al.	
2015/0272237	A1	10/2015	Adams	
2016/0095363	A1 *	4/2016	Alomar, Jr. A41D 13/065 2/24

* cited by examiner

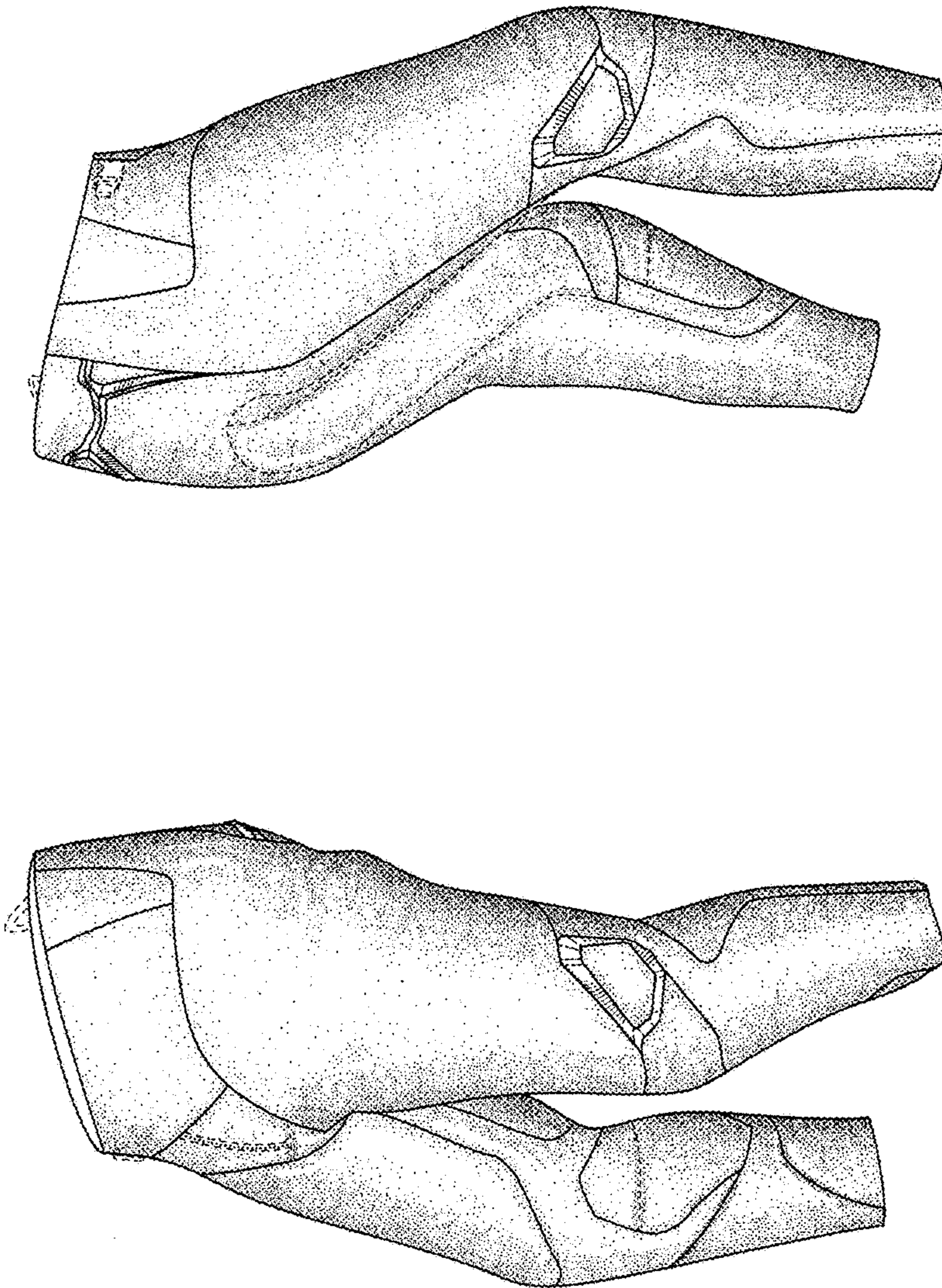


FIG. 2

FIG. 1

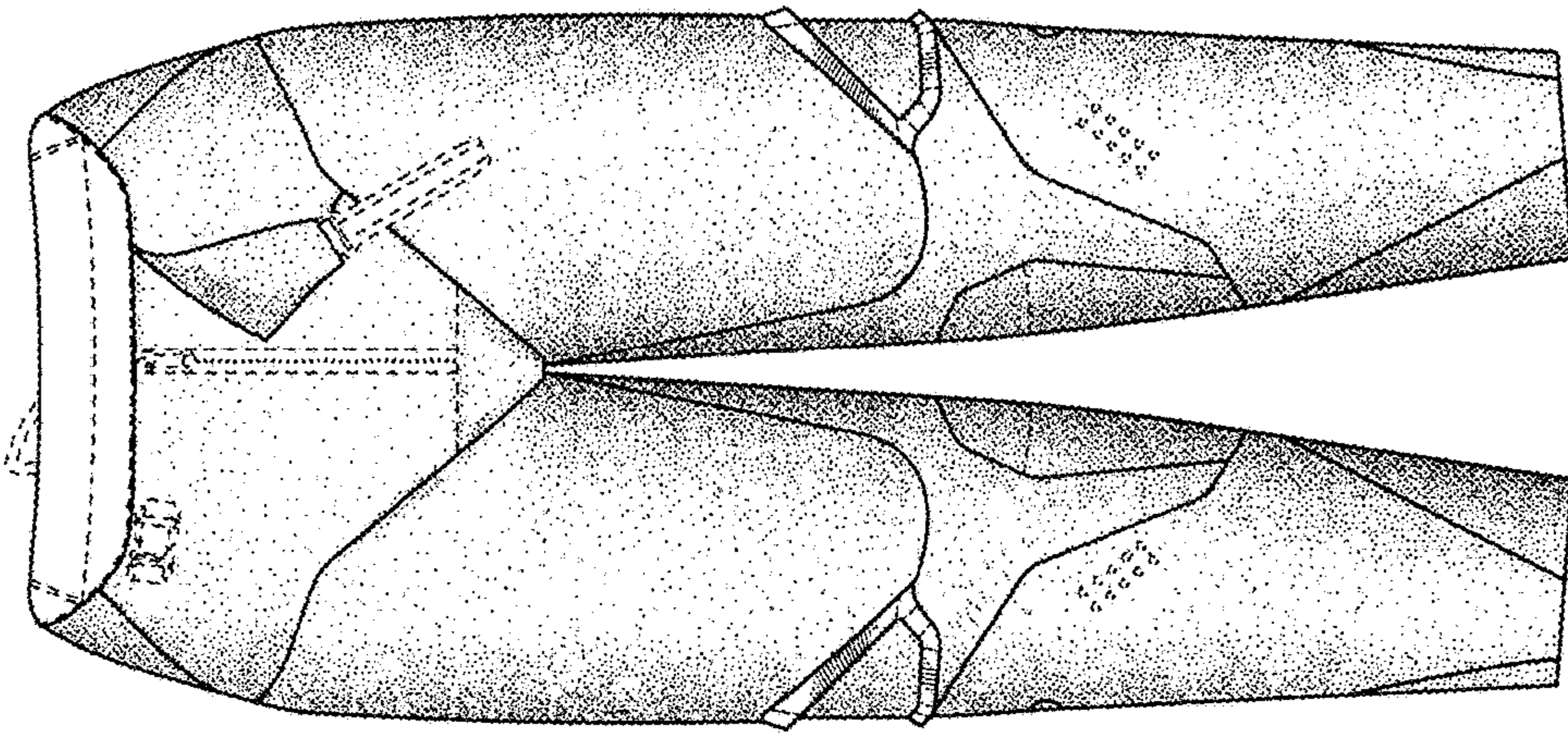


FIG. 3

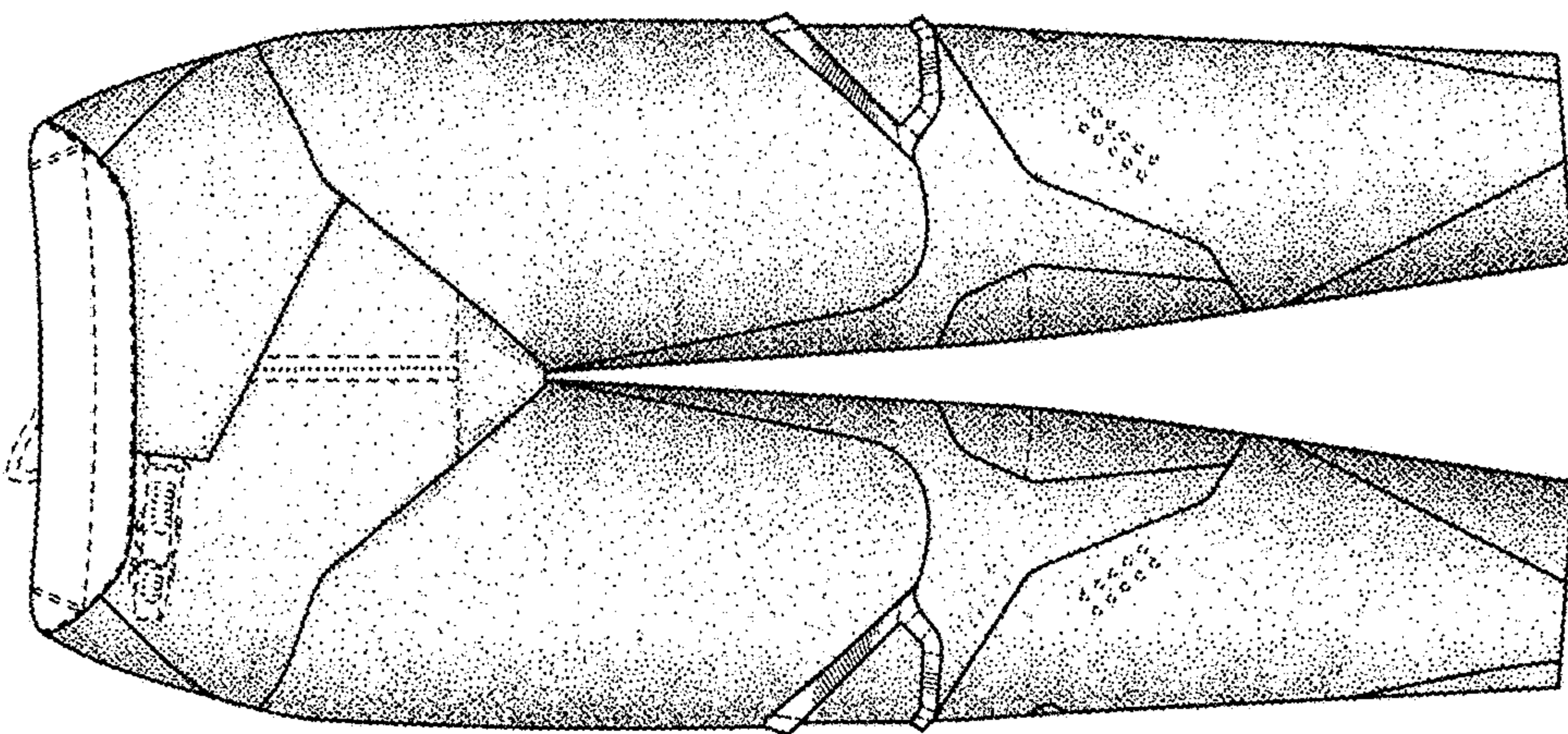


FIG. 4

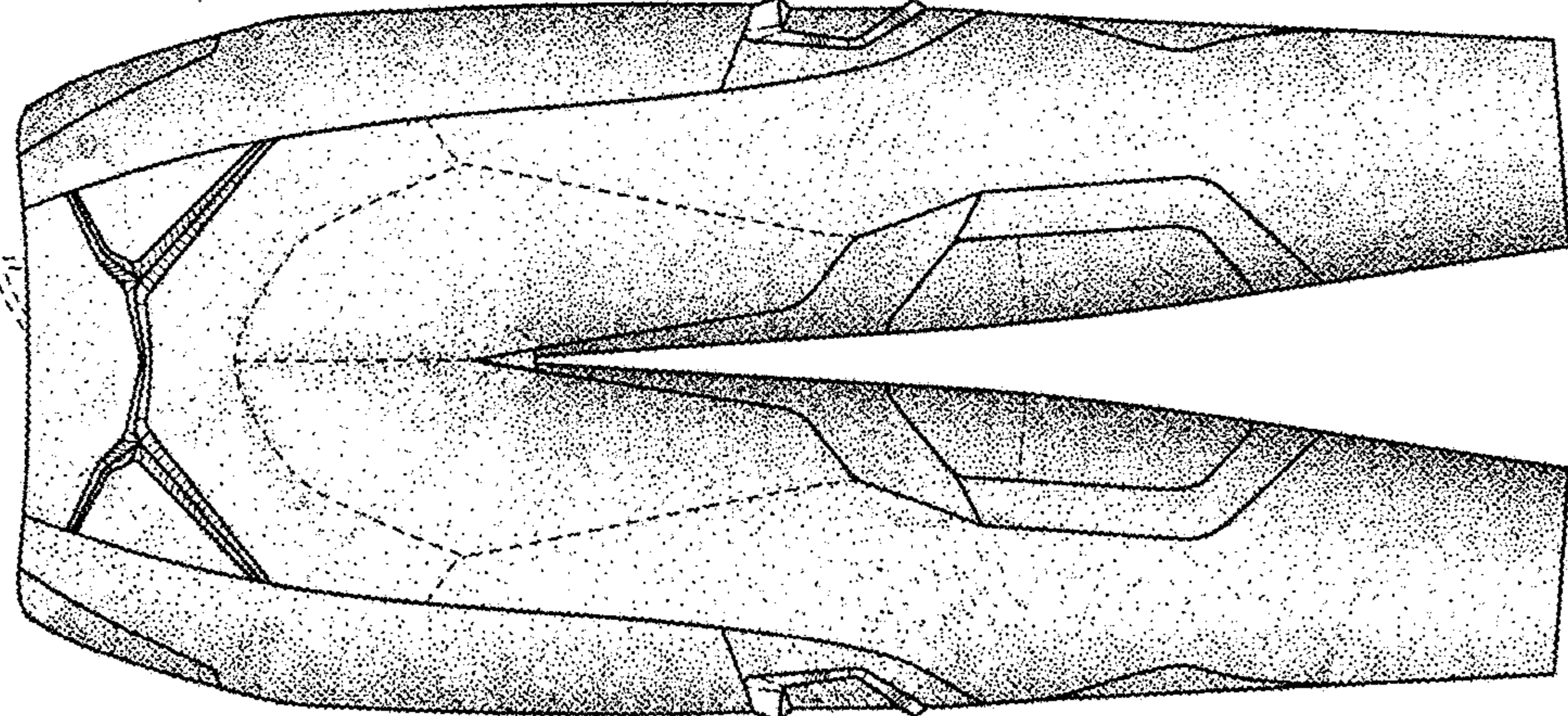


FIG. 5

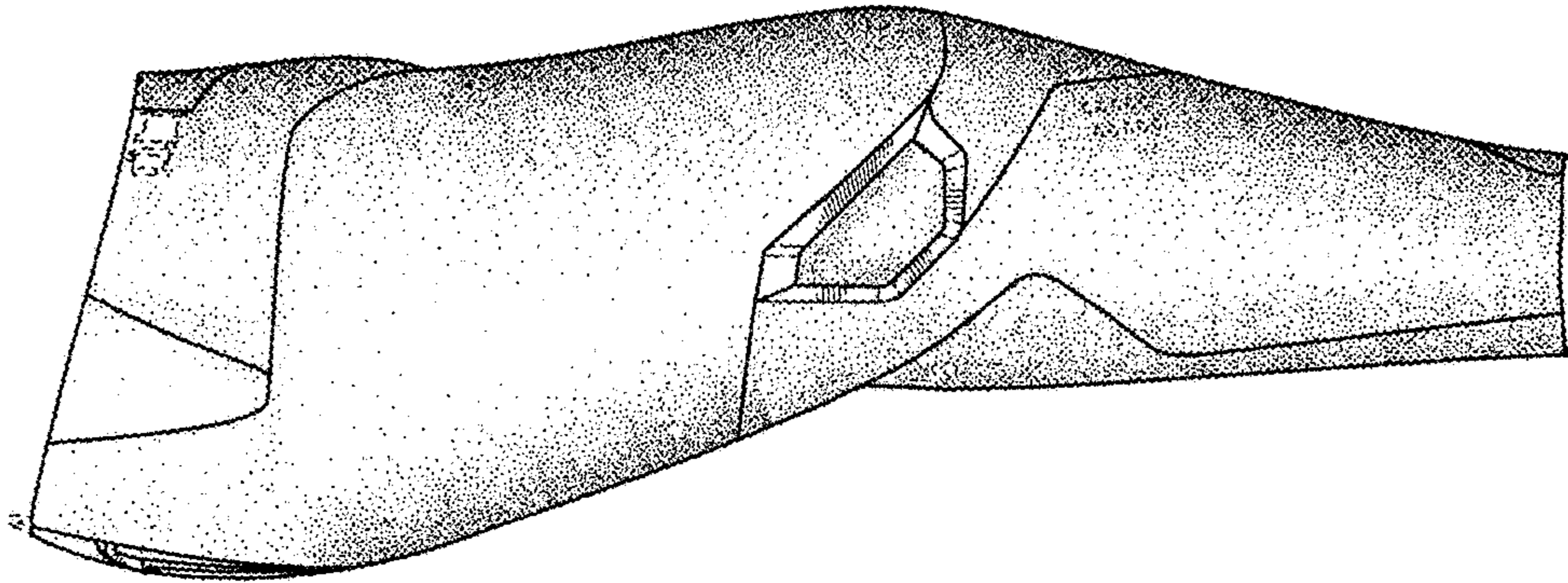


FIG. 7

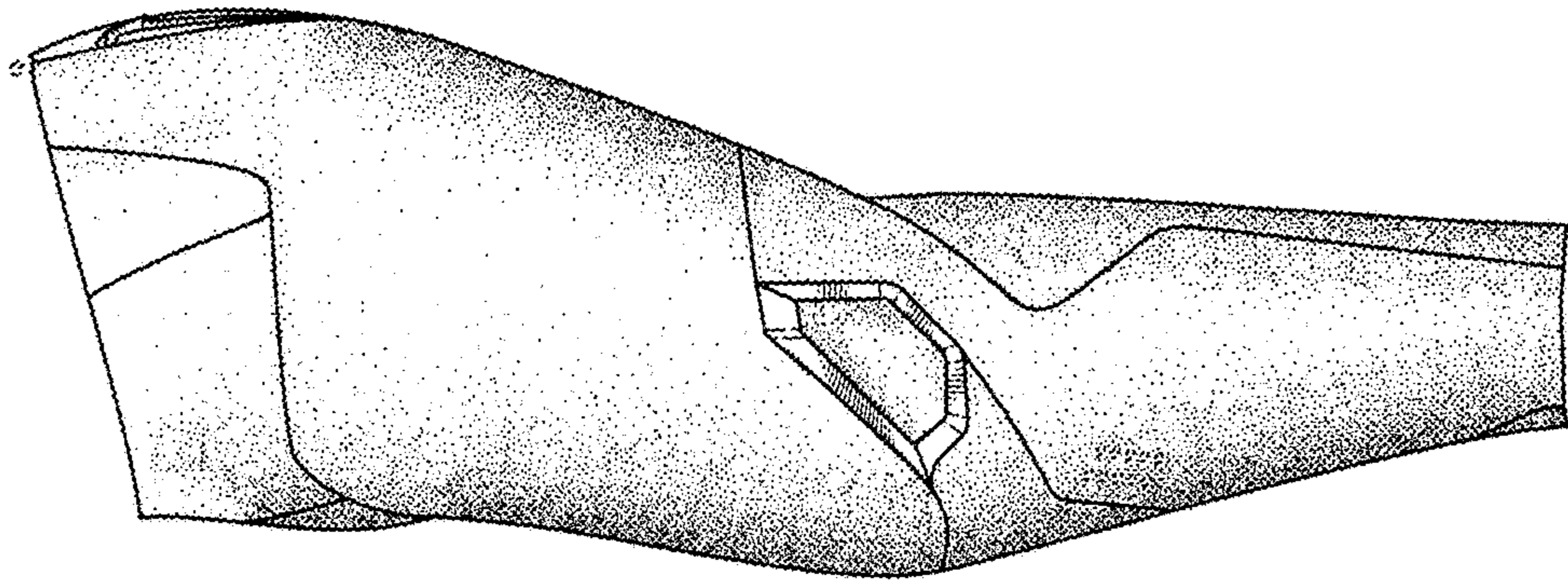


FIG. 6

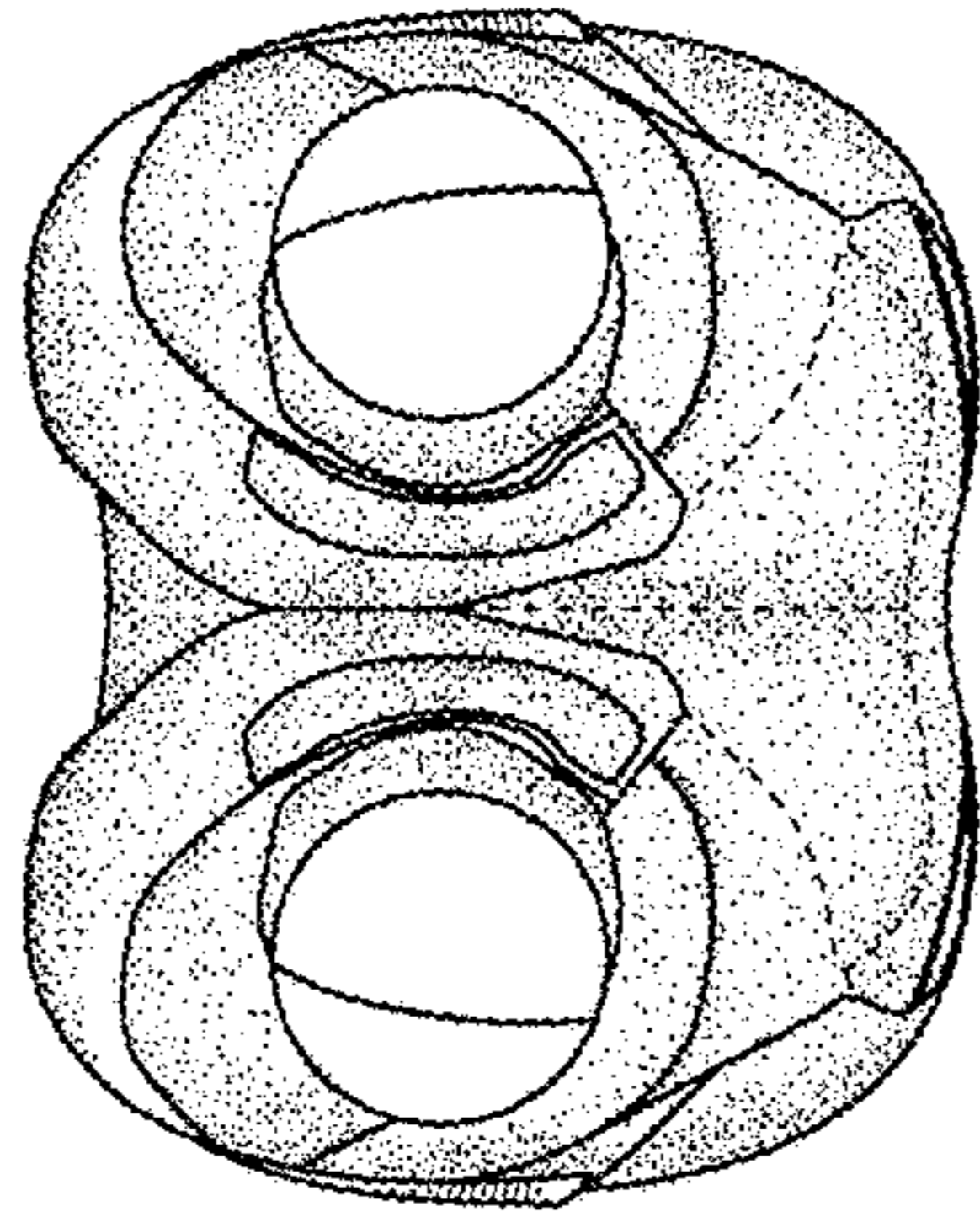


FIG. 9

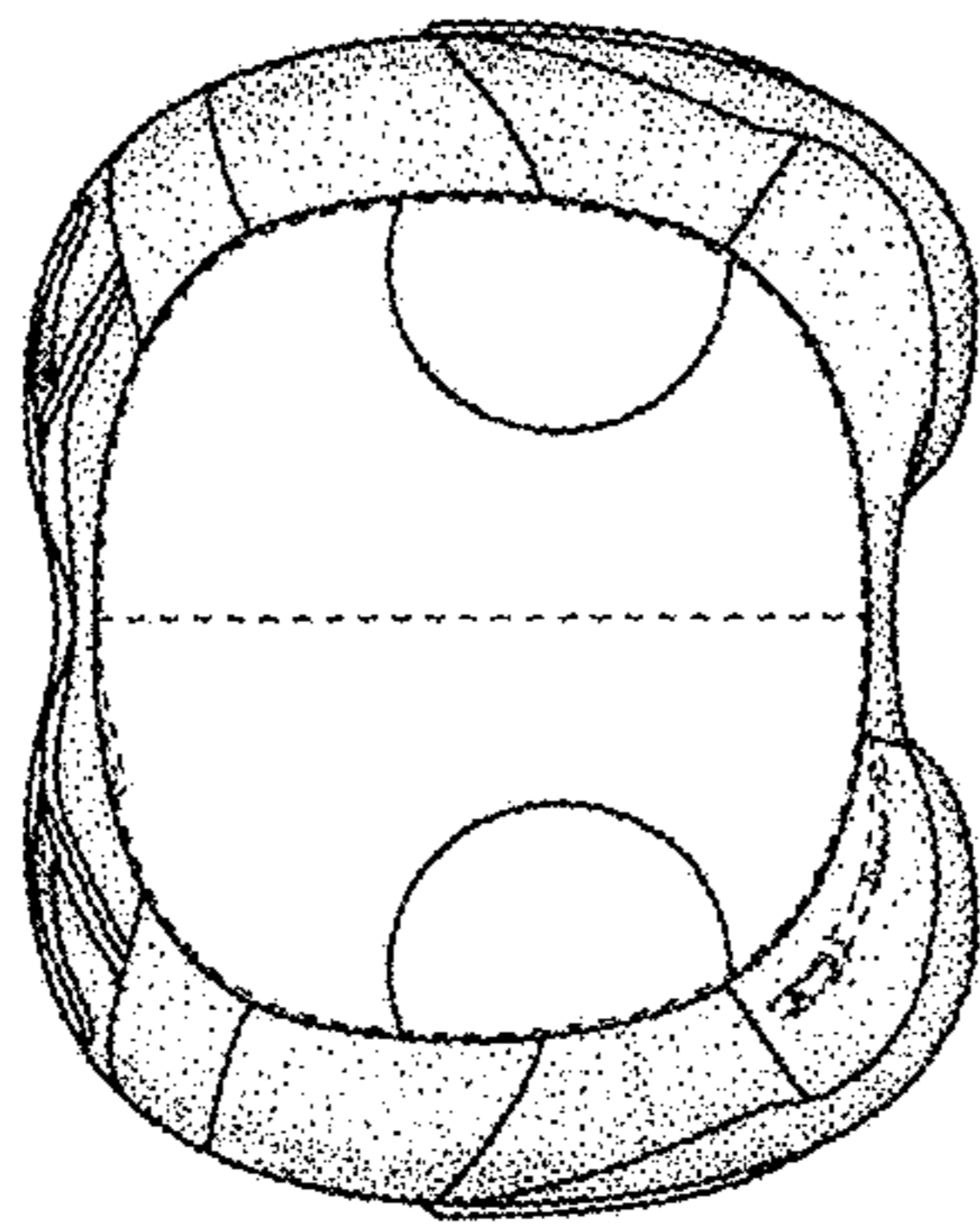


FIG. 8