

US00D801000S

(12) **United States Design Patent** (10) **Patent No.:** **US D801,000 S**  
**Barnabe et al.** (45) **Date of Patent:** **\*\* Oct. 31, 2017**

(54) **FEMALE AND MALE APPAREL WITH DETACHABLE REAR**

(71) Applicants: **Paulo Barnabe**, Baton Rouge, LA (US); **Natividade Barnabe**, Baton Rouge, LA (US)

(72) Inventors: **Paulo Barnabe**, Baton Rouge, LA (US); **Natividade Barnabe**, Baton Rouge, LA (US)

(\*\*) Term: **15 Years**

(21) Appl. No.: **29/564,782**

(22) Filed: **May 16, 2016**

(51) **LOC (10) Cl.** ..... **02-02**

(52) **U.S. Cl.**  
USPC ..... **D2/742; D2/846**

(58) **Field of Classification Search**  
USPC ..... D2/742, 815, 846, 850, 627; 2/78.2, 232  
CPC ..... A41D 1/067; A41D 1/08; A41D 15/002; A41D 15/005; A41C 1/06  
See application file for complete search history.

(56) **References Cited**

U.S. PATENT DOCUMENTS

- 2,742,647 A \* 4/1956 Khalil ..... A41D 1/06 2/227
- 4,604,761 A \* 8/1986 Wright ..... A41D 1/06 2/227
- 5,822,793 A \* 10/1998 Tokura ..... A41B 13/00 2/227
- D505,535 S \* 5/2005 Kern ..... D2/742
- D622,935 S \* 9/2010 Jackson ..... D2/742
- D721,468 S \* 1/2015 Dye ..... D2/742
- D721,469 S \* 1/2015 Dye ..... D2/742
- D765,945 S \* 9/2016 Strassburg ..... D2/627
- D784,656 S \* 4/2017 Carvalho ..... D2/742
- D788,407 S \* 6/2017 Keys ..... D2/742

- D788,408 S \* 6/2017 Lago ..... D2/742
- D789,037 S \* 6/2017 Carvalho ..... D2/742
- 2015/0164155 A1\* 6/2015 Miller ..... A41D 13/1209 2/249
- 2015/0313302 A1\* 11/2015 Boyle ..... A41D 27/28 2/228

\* cited by examiner

*Primary Examiner* — Robin V Webster  
*Assistant Examiner* — James C Thorn, Sr.

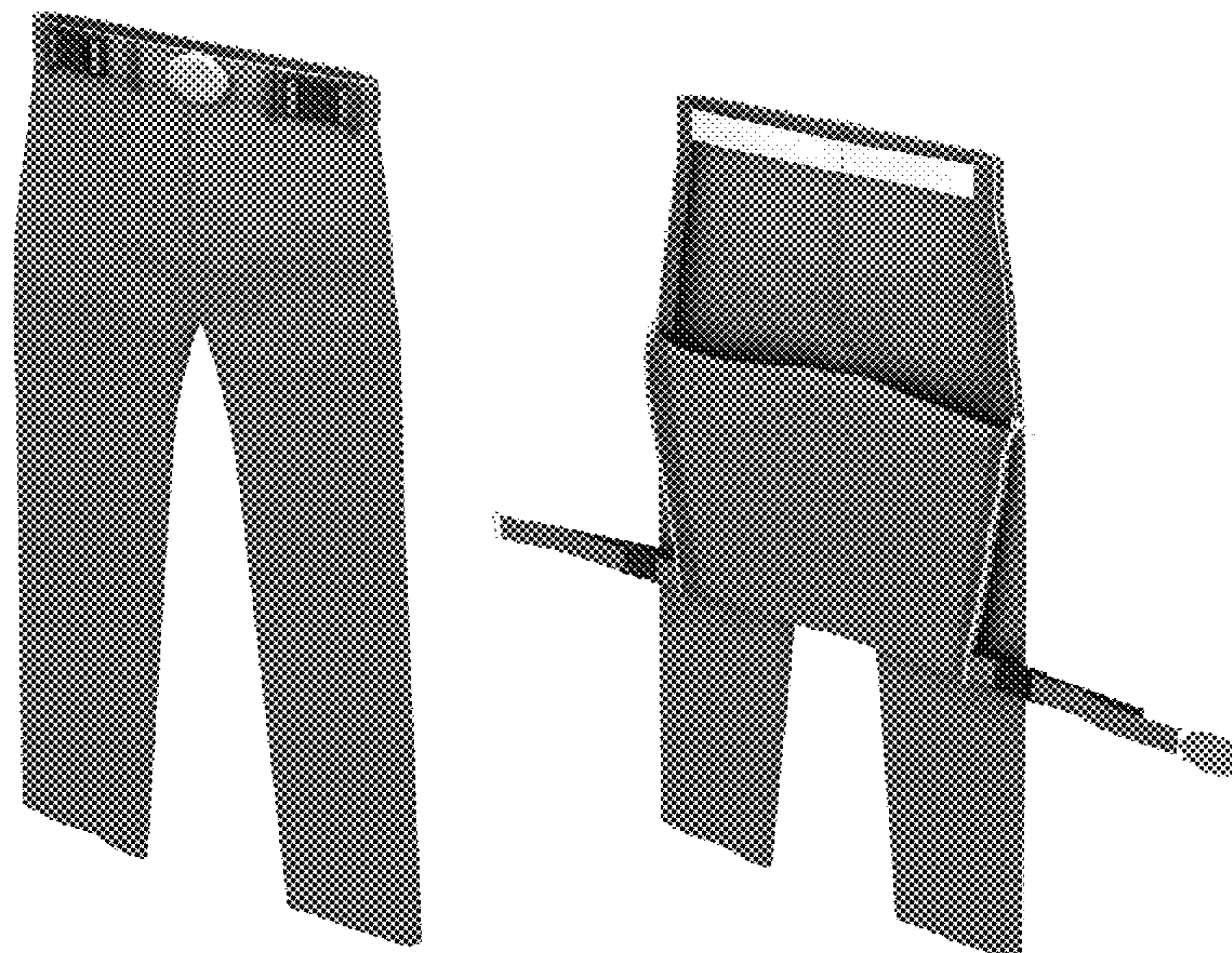
(57) **CLAIM**

The ornamental design for female and male apparel with detachable rear, as shown and described.

**DESCRIPTION**

FIG. 1 is a perspective view of a female and male apparel with detachable rear showing our new design;  
 FIG. 2 is a front elevational view thereof;  
 FIG. 3 is a rear elevational view thereof;  
 FIG. 4 is a left side elevational view thereof;  
 FIG. 5 is a right side elevational view thereof;  
 FIG. 6 is a bottom plan view thereof;  
 FIG. 7 is a top plan view thereof;  
 FIG. 8 is a lower front-left side perspective view thereof;  
 FIG. 9 is an upper rear-left side perspective view thereof;  
 FIG. 10 is a perspective view, showing the female and male apparel with detachable rear in an alternate position with the rear flap opened up.  
 FIG. 11 is a front elevational view thereof;  
 FIG. 12 is a rear elevational view thereof;  
 FIG. 13 is a left side elevational view thereof;  
 FIG. 14 is a right side elevational view thereof;  
 FIG. 15 is a bottom plan view thereof;  
 FIG. 16 is a top plan view thereof;  
 FIG. 17 is a lower front-left side perspective view thereof;  
 and,  
 FIG. 18 is an upper rear-left side perspective view thereof.

**1 Claim, 18 Drawing Sheets**








FIG. 1





FIG. 2




FIG. 3






FIG. 4




FIG. 5



FIG. 6




FIG. 7






FIG. 8




FIG. 9



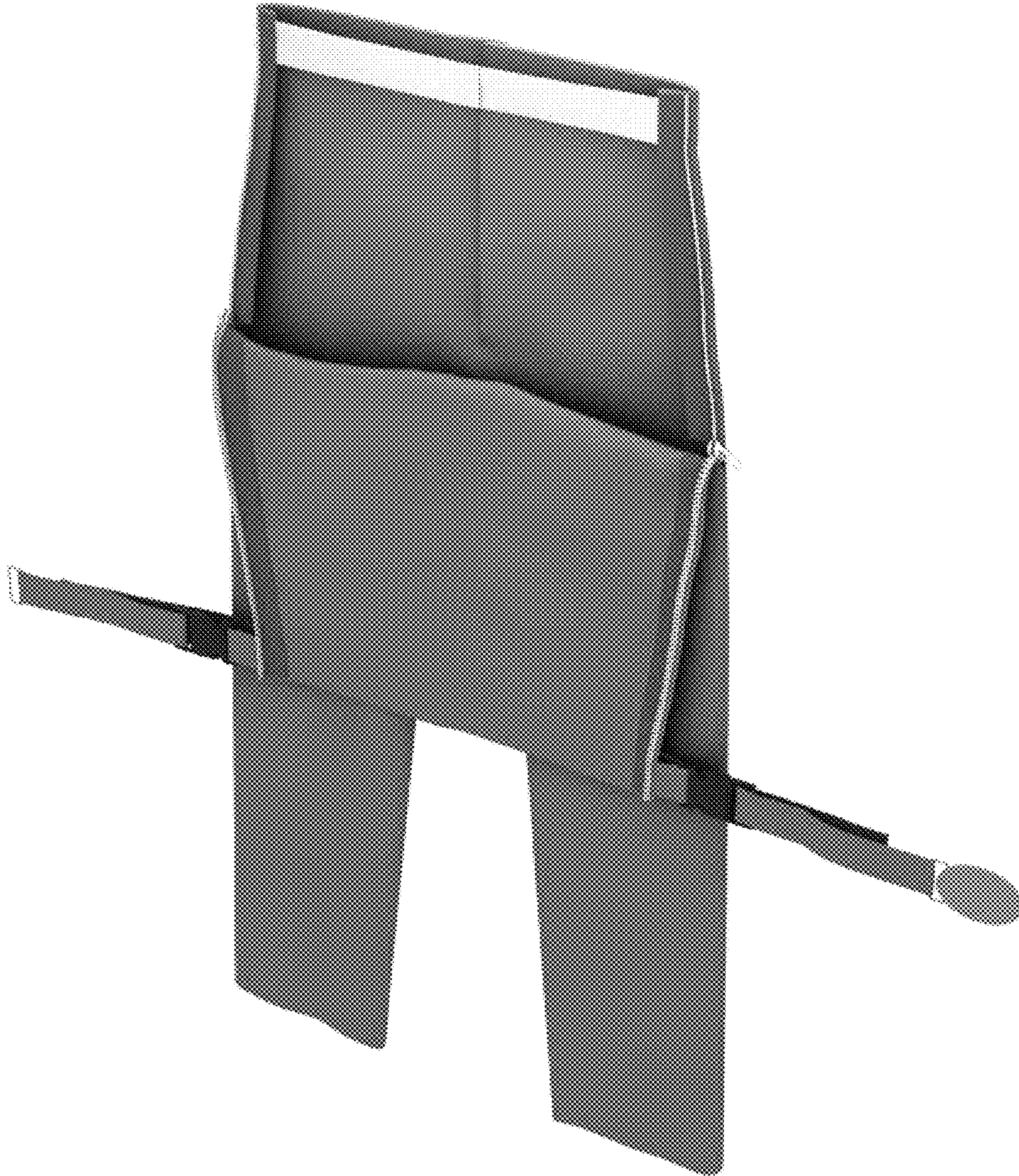


FIG. 10





FIG. 11




FIG. 12



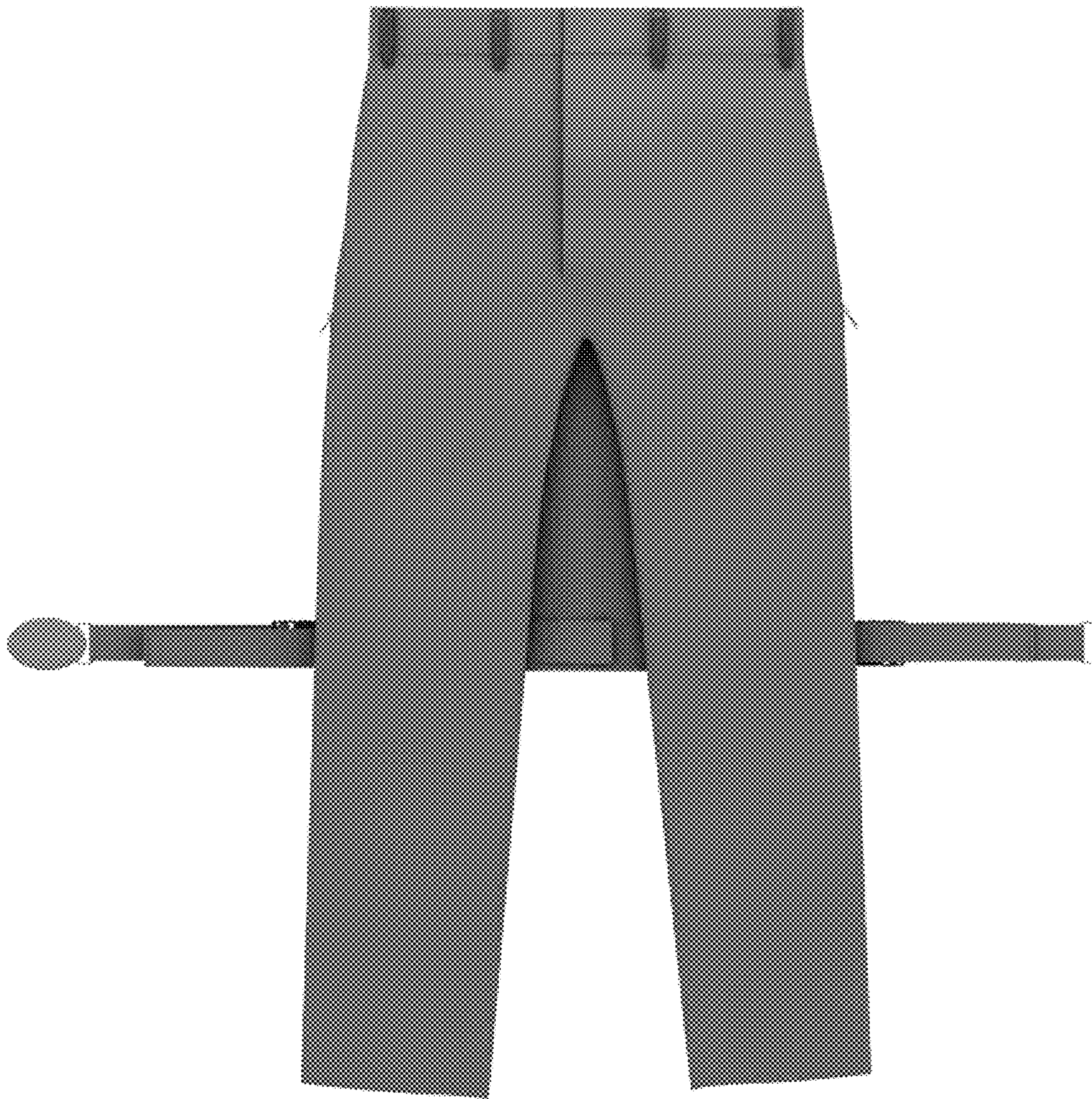


FIG. 13






FIG. 14

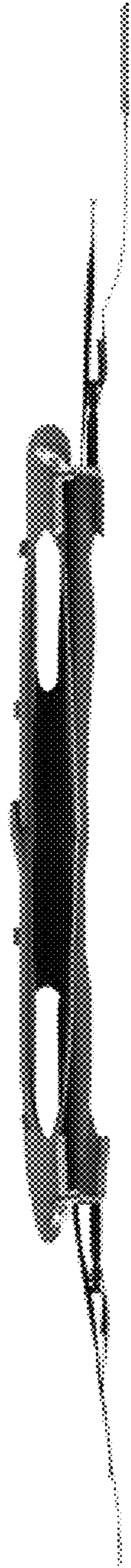


FIG. 15




FIG. 16



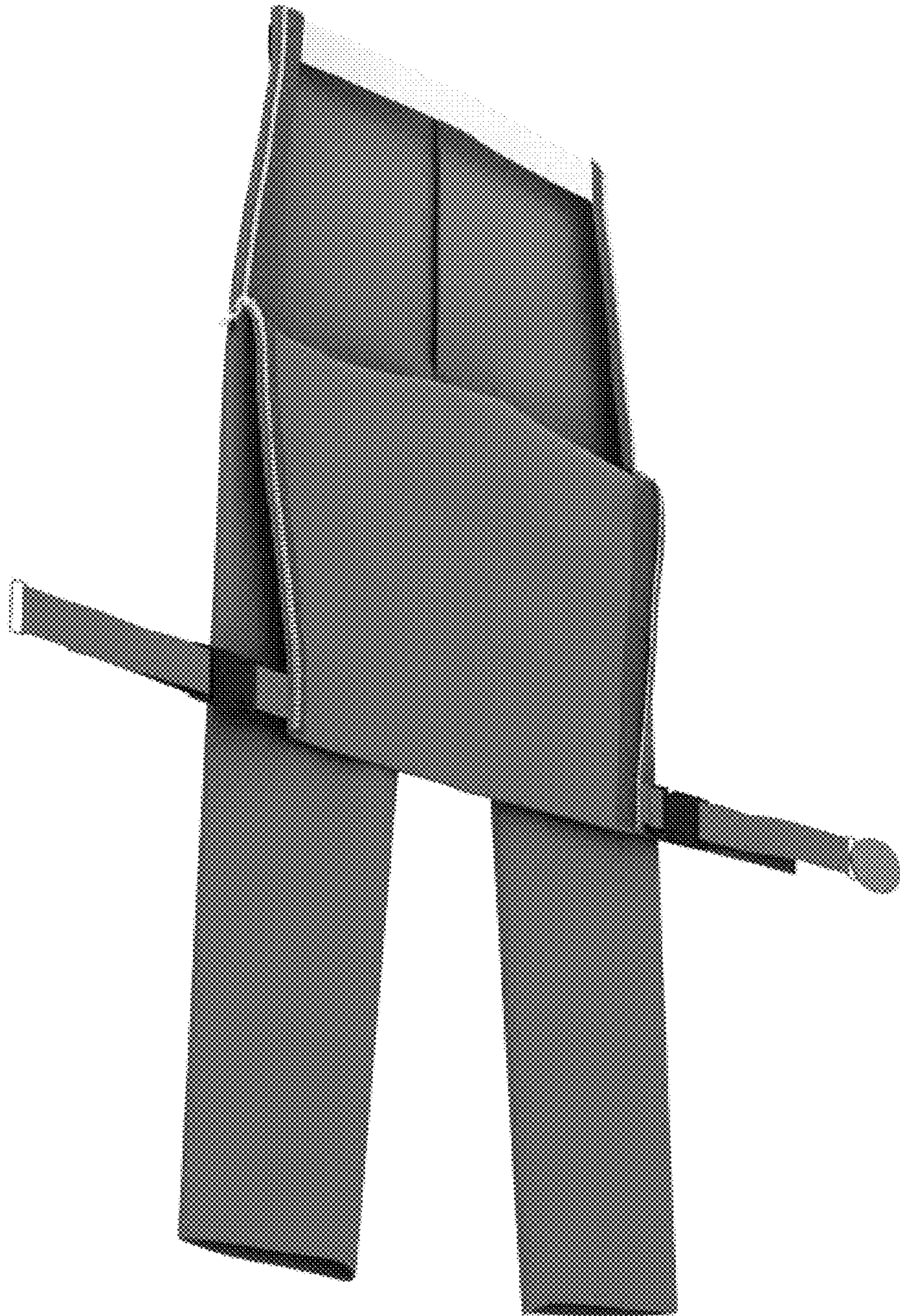


FIG. 17






FIG. 18