



US00D800981S

(12) **United States Design Patent** (10) **Patent No.:** **US D800,981 S**  
**Pisacane et al.** (45) **Date of Patent:** **\*\* Oct. 24, 2017**

(54) **CLEANING DEVICE WITH TAIL SWAB**

(71) Applicant: **Foamtec International Co., Ltd.**,  
Oceanside, CA (US)

(72) Inventors: **Ferdinand Frederick Pisacane**, San  
Diego, CA (US); **Michael Strauss**,  
Tamarac, FL (US)

(73) Assignee: **Foamtec International Co., Ltd.**,  
Oceanside, CA (US)

(\*\*) Term: **15 Years**

(21) Appl. No.: **29/541,249**

(22) Filed: **Oct. 1, 2015**

(51) **LOC (10) Cl.** ..... **15-05**

(52) **U.S. Cl.**  
USPC ..... **D32/35**

(58) **Field of Classification Search**  
USPC ..... D32/35; D24/140, 147, 149; D22/108,  
D22/199  
CPC ..... A61M 16/0463; A61M 16/0488; A61B  
17/320758; A61B 1/122; A61B 1/0669;  
A61B 17/3423; A61B 1/267; A61L 2/10  
See application file for complete search history.

(56) **References Cited**

**U.S. PATENT DOCUMENTS**

1,164,665	A	12/1915	Reeves	
D254,326	S *	2/1980	Nevrekar	D24/140
D384,744	S *	10/1997	Sharma	D24/147
D393,115	S *	3/1998	Bell	D22/108
5,964,223	A *	10/1999	Baran	A61M 16/0463 128/200.14
D443,015	S *	5/2001	Abdo	D22/108
D506,040	S *	6/2005	Swyst	119/623
8,157,919	B2 *	4/2012	Vazales	A61B 1/0669 134/22.11
8,176,592	B1	5/2012	Carpenter et al.	
8,926,507	B2 *	1/2015	Kleyman	A61B 17/3423 600/204

9,095,286	B2 *	8/2015	Vazales	A61B 1/122
D757,938	S *	5/2016	Jackson	D24/151
9,445,714	B2 *	9/2016	Vazales	A61B 1/267
2003/0109837	A1 *	6/2003	McBride-Sakal	A61B 17/320758 604/267
2008/0141473	A1 *	6/2008	Arai	A61B 1/122 15/104.2
2008/0257355	A1 *	10/2008	Rao	A61L 2/10 128/207.14

(Continued)

**OTHER PUBLICATIONS**

International Search Report and the Written Opinion of the International Searching Authority issued in related application No. PCT/US2015/053792 mailed Dec. 22, 2015.

*Primary Examiner* — Michael A. Pratt  
*Assistant Examiner* — Michelle E Wilson  
(74) *Attorney, Agent, or Firm* — Zeman-Mullen & Ford, LLP

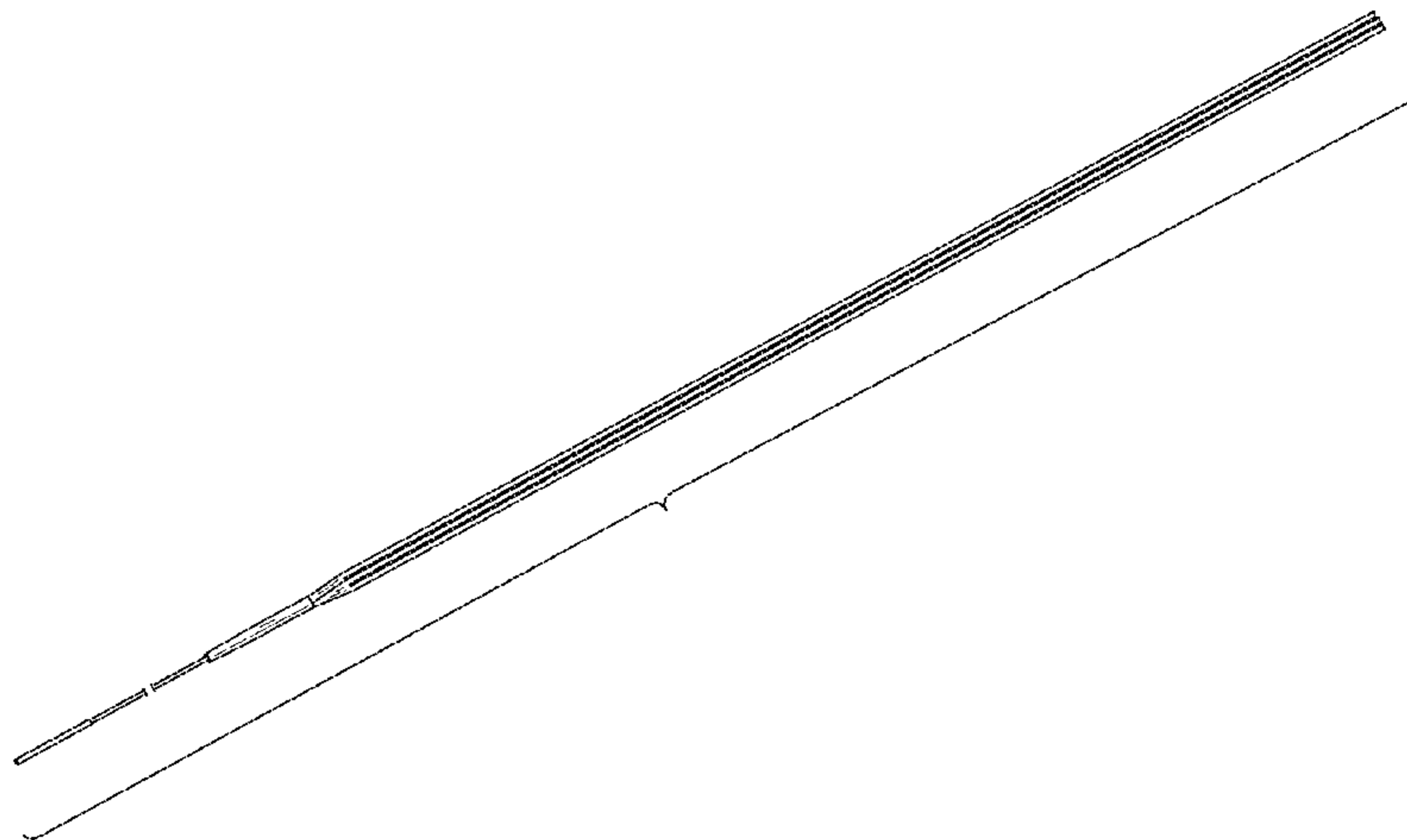
(57) **CLAIM**

The ornamental design for a cleaning device with tail swab, as shown and described.

**DESCRIPTION**

FIG. 1 is a perspective view of the cleaning device with tail swab of the present invention;  
FIG. 2 is a side elevational view thereof;  
FIG. 3 is an opposite side elevational view thereof;  
FIG. 4 is a top view thereof;  
FIG. 5 is a bottom view thereof;  
FIG. 6 is a front elevational view thereof enlarged for clarity; and,  
FIG. 7 is a rear elevational view thereof enlarged for clarity.  
The broken away symbols in the drawings indicate that any portion of the article beyond what is shown forms no part of the claimed design.

**1 Claim, 4 Drawing Sheets**



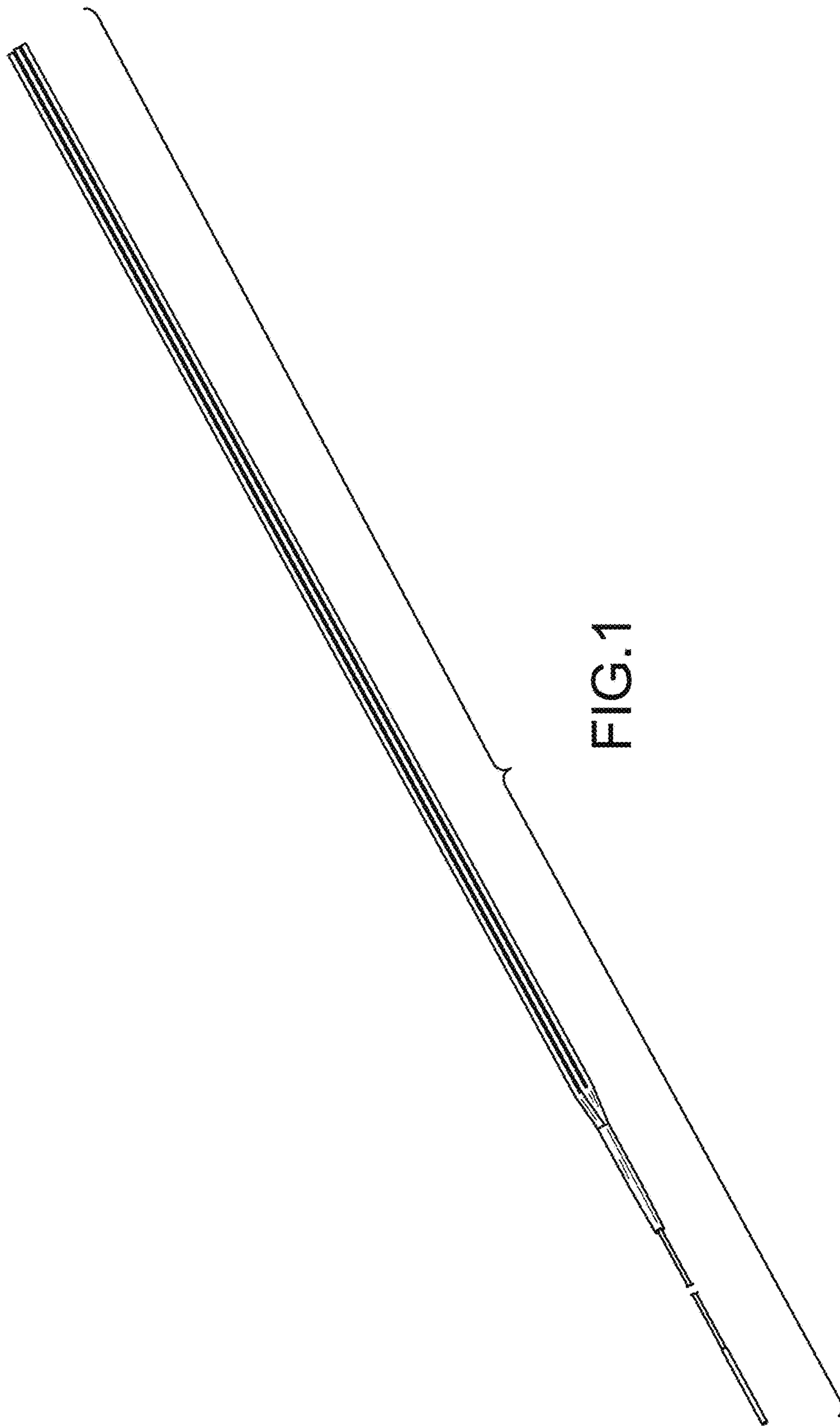
(56)

**References Cited**

U.S. PATENT DOCUMENTS

2008/0267688 A1\* 10/2008 Busted ..... A61B 1/122  
401/190  
2009/0049627 A1\* 2/2009 Kritzler ..... A61B 1/122  
15/104.05  
2009/0143645 A1\* 6/2009 Matthes ..... A61M 16/0488  
600/120  
2010/0186748 A1\* 7/2010 Morejon ..... A61M 16/0463  
128/207.14  
2014/0237748 A1 8/2014 Sweeney  
2014/0250614 A1 9/2014 Pisacane

\* cited by examiner






FIG. 2




FIG. 3



FIG.4



FIG.5




FIG. 6

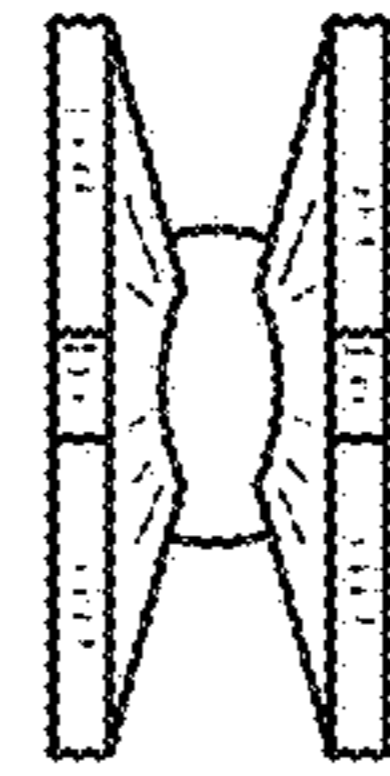


FIG. 7