



(12) **United States Design Patent**
Shundong

(10) **Patent No.:** **US D800,941 S**
(45) **Date of Patent:** **** Oct. 24, 2017**

- (54) **MINI-FLOOD LIGHT**
- (71) Applicant: **Above All Lighting Inc.**, Toms River, NJ (US)
- (72) Inventor: **Liu Shundong**, Shanghai (CN)
- (73) Assignee: **Above All Lighting Inc.**, Toms River, NJ (US)
- (**) Term: **15 Years**
- (21) Appl. No.: **29/561,791**
- (22) Filed: **Apr. 20, 2016**
- (51) **LOC (10) Cl.** **26-05**
- (52) **U.S. Cl.**
USPC **D26/72; D26/85**
- (58) **Field of Classification Search**
USPC D26/63, 72, 85, 87, 92, 118; D10/106.6, D10/106.8
CPC F21S 8/03; F21S 8/033; F21S 8/036; F21S 8/037; F21S 9/022; F21S 9/024; F21S 9/03; F21S 9/035; F21S 9/037; F21W 2131/107
See application file for complete search history.

(56) **References Cited**

U.S. PATENT DOCUMENTS

D248,184 S *	6/1978	Roberts	D26/85
D650,112 S *	12/2011	Bryant	D26/85
D653,377 S *	1/2012	Guercio	D26/85
D672,903 S *	12/2012	Toney, Jr.	D26/85
D714,990 S *	10/2014	Yu	D26/85
D715,477 S *	10/2014	Yu	D26/85
8,960,971 B1 *	2/2015	Newton	F21V 15/01 362/217.16
D752,800 S *	3/2016	Yu	D26/85
9,506,612 B1 *	11/2016	Badley	F21S 9/024
D782,720 S *	3/2017	Moghal	D26/67

2012/0268952 A1 *	10/2012	Newton	F21S 8/033 362/368
2015/0308667 A1 *	10/2015	Corkill	F21S 8/033 362/147
2017/0038045 A1 *	2/2017	Liang	F21V 21/30

OTHER PUBLICATIONS

Leopard Series Flood Light from Above All Lighting Brochure ©2016. (7 pages).*

* cited by examiner

Primary Examiner — Clare E Heflin

(74) *Attorney, Agent, or Firm* — McCarter & English, LLP

(57) **CLAIM**

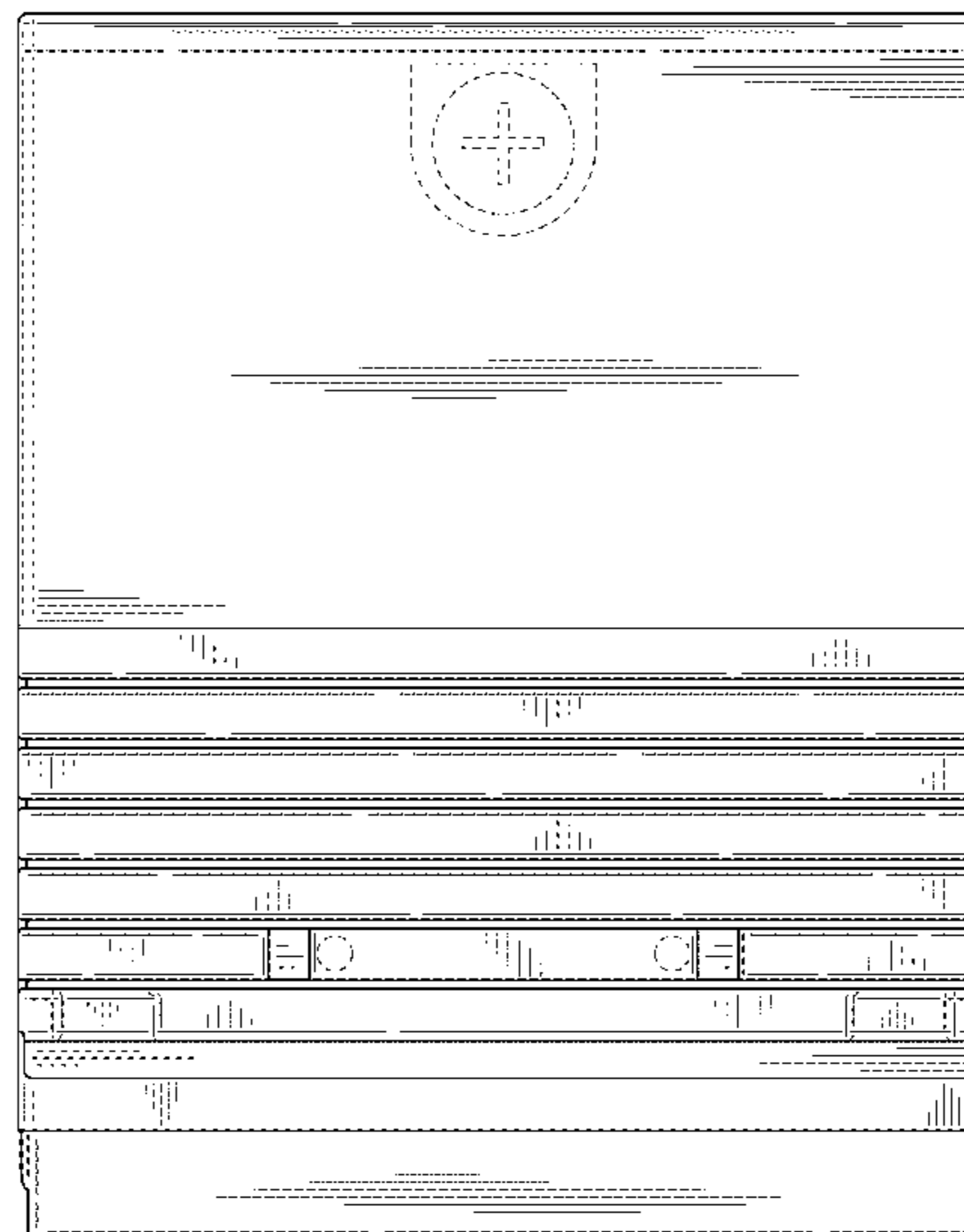
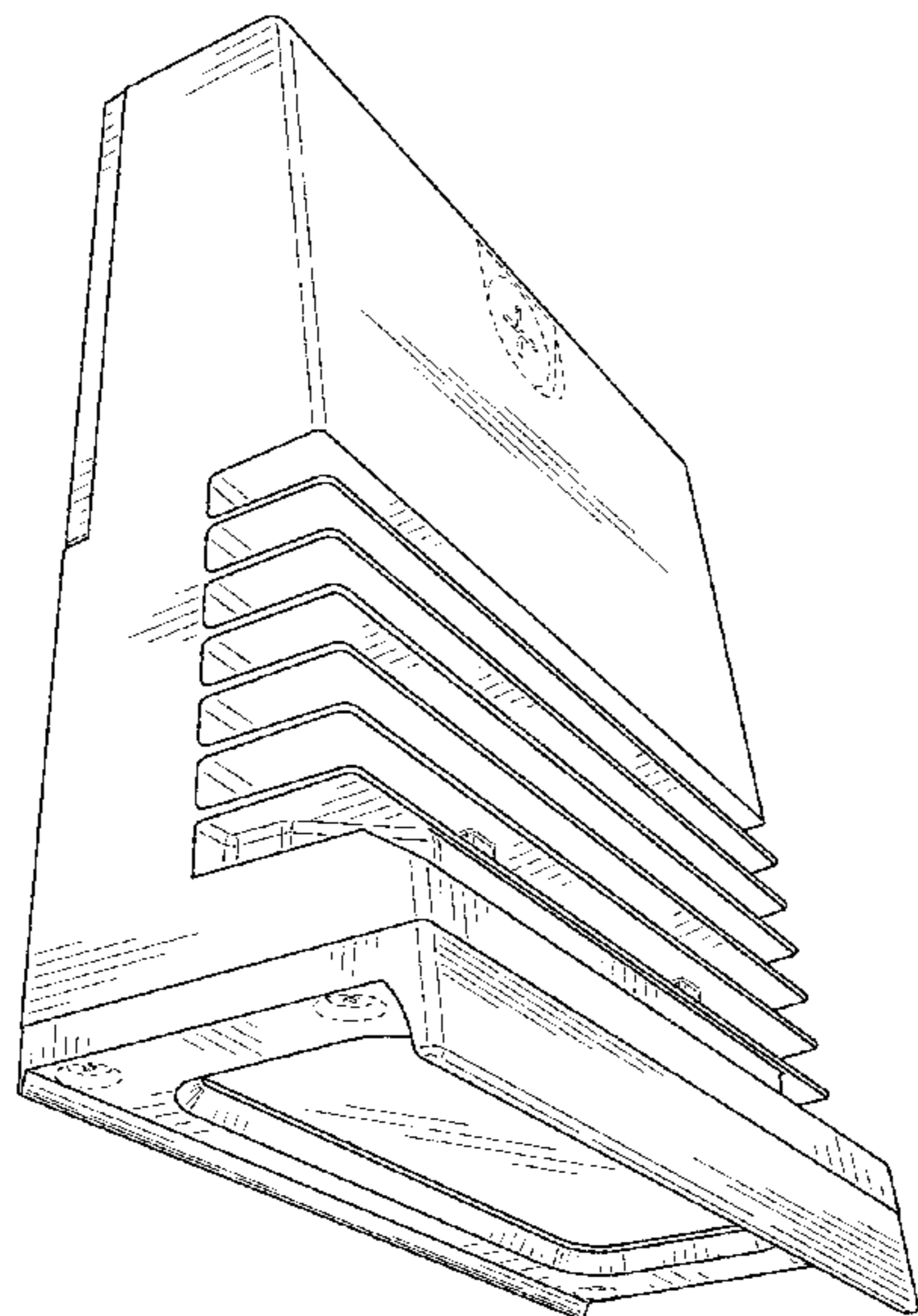
What is claimed is an ornamental design for a mini-flood light, as shown and described.

DESCRIPTION

FIG. 1 is a perspective view of a mini-flood light showing the top, the front, and the left side;
 FIG. 2 is a front elevational view of the mini-flood light of FIG. 1;
 FIG. 3 is a rear elevational view of the mini-flood light of FIG. 1;
 FIG. 4 is a right side elevational view of the mini-flood light of FIG. 1;
 FIG. 5 is a left side elevational view of the mini-flood light of FIG. 1;
 FIG. 6 is a top plan view of the mini-flood light of FIG. 1; and,
 FIG. 7 is a bottom plan view of the mini-flood light of FIG. 1.

In the drawings, the broken (phantom) lines depict unclaimed subject matter only and form no part of the claimed design.

1 Claim, 5 Drawing Sheets






FIG. 1

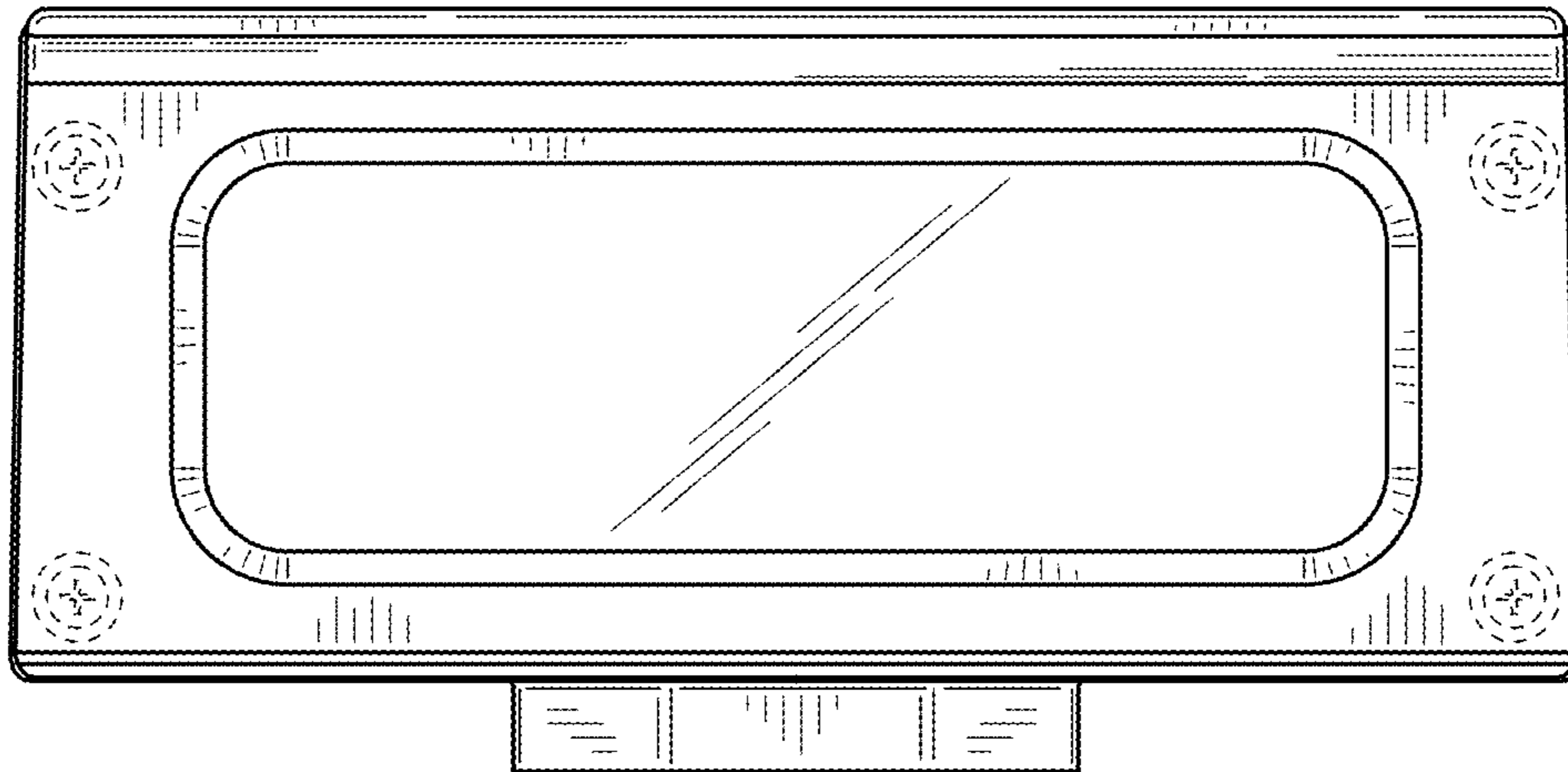


FIG. 2

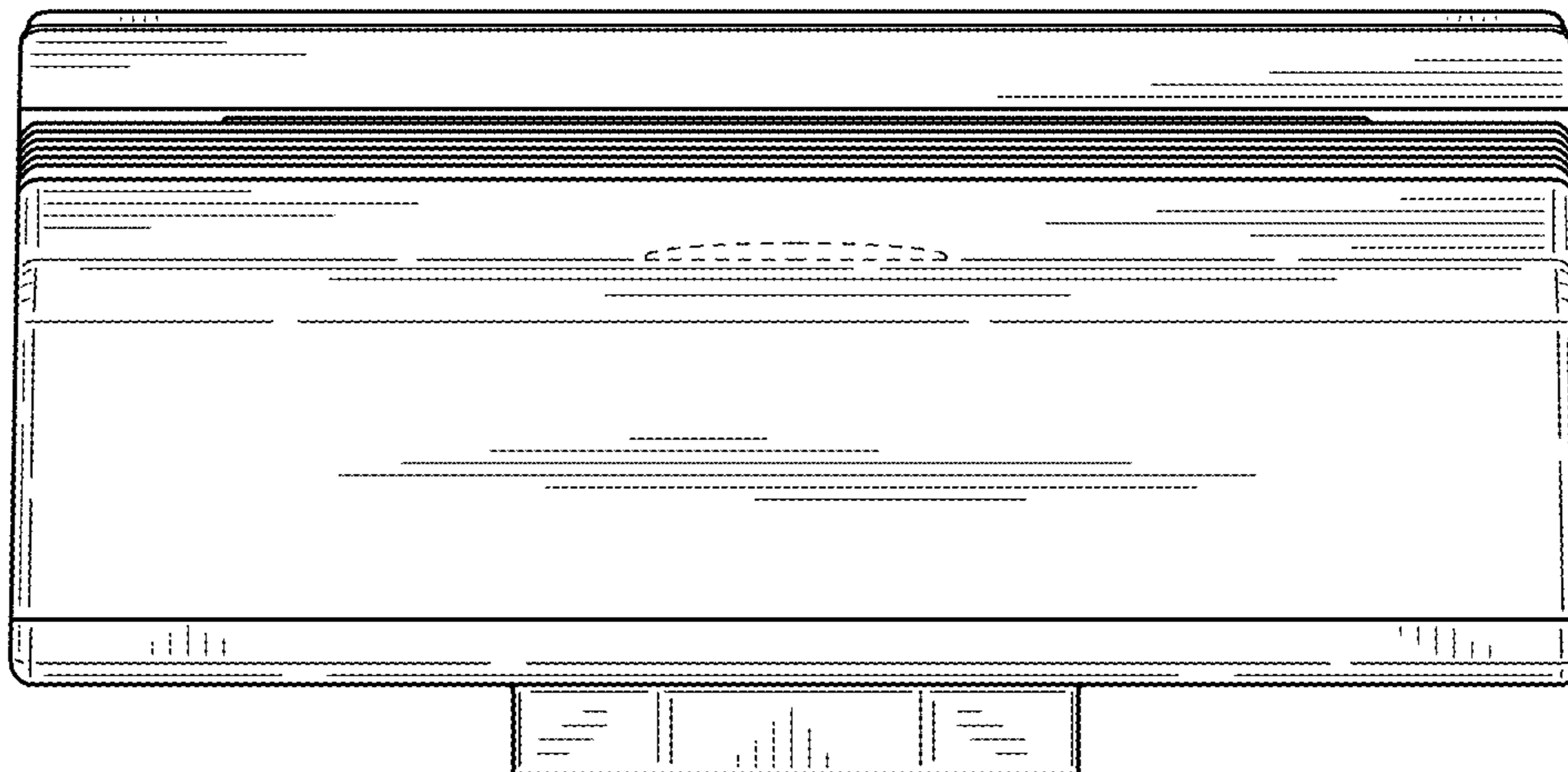


FIG. 3

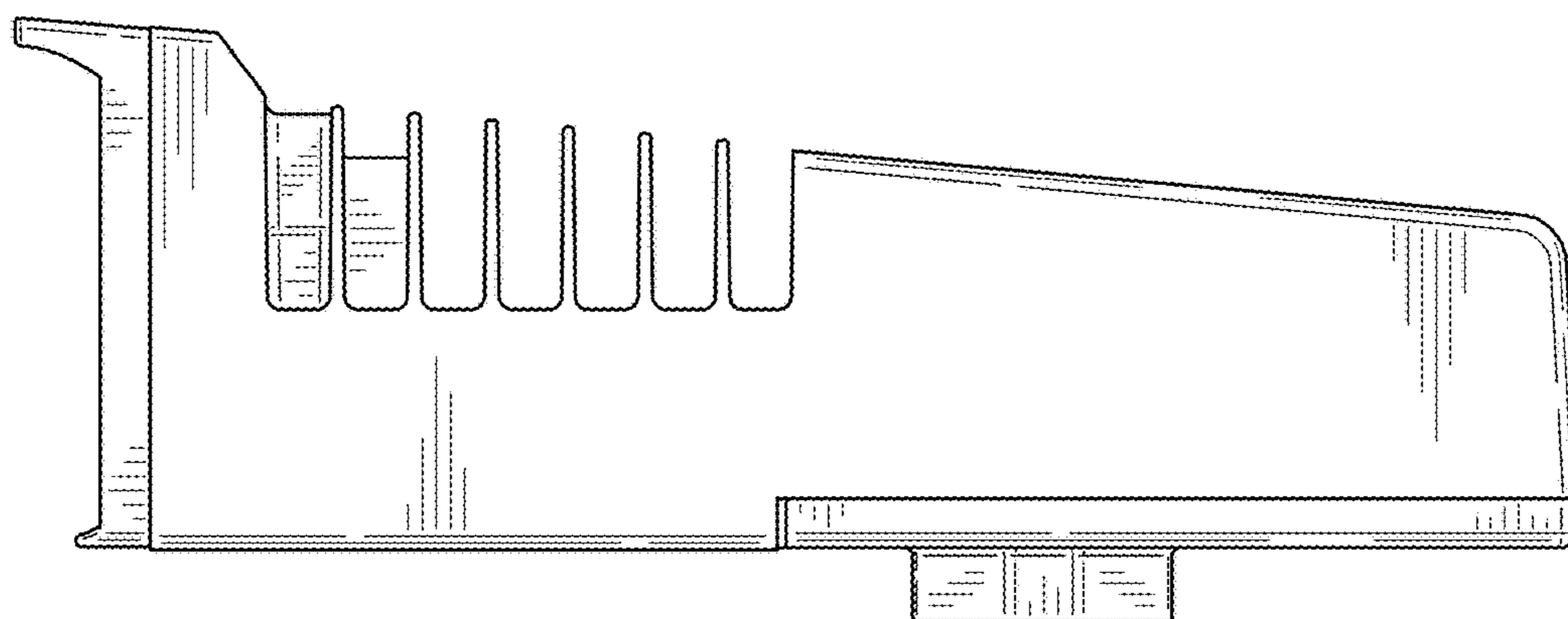


FIG. 4

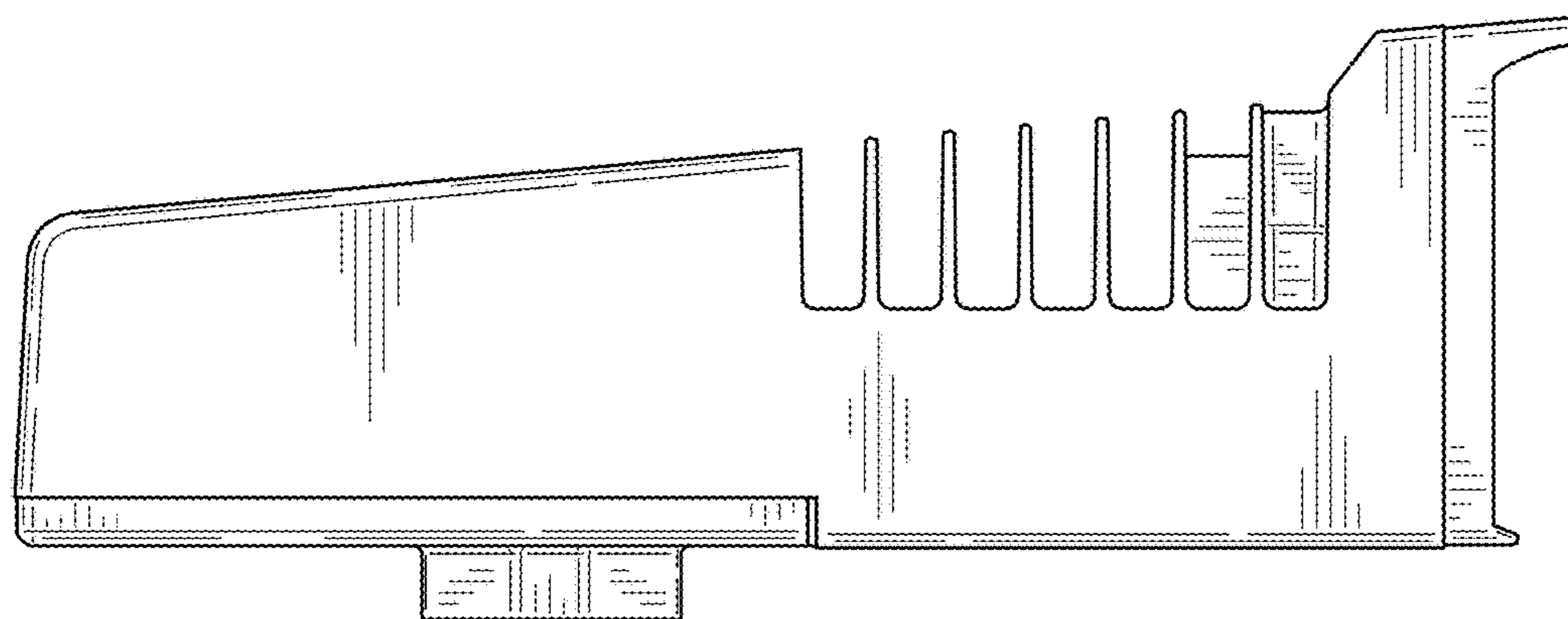


FIG. 5




FIG. 6

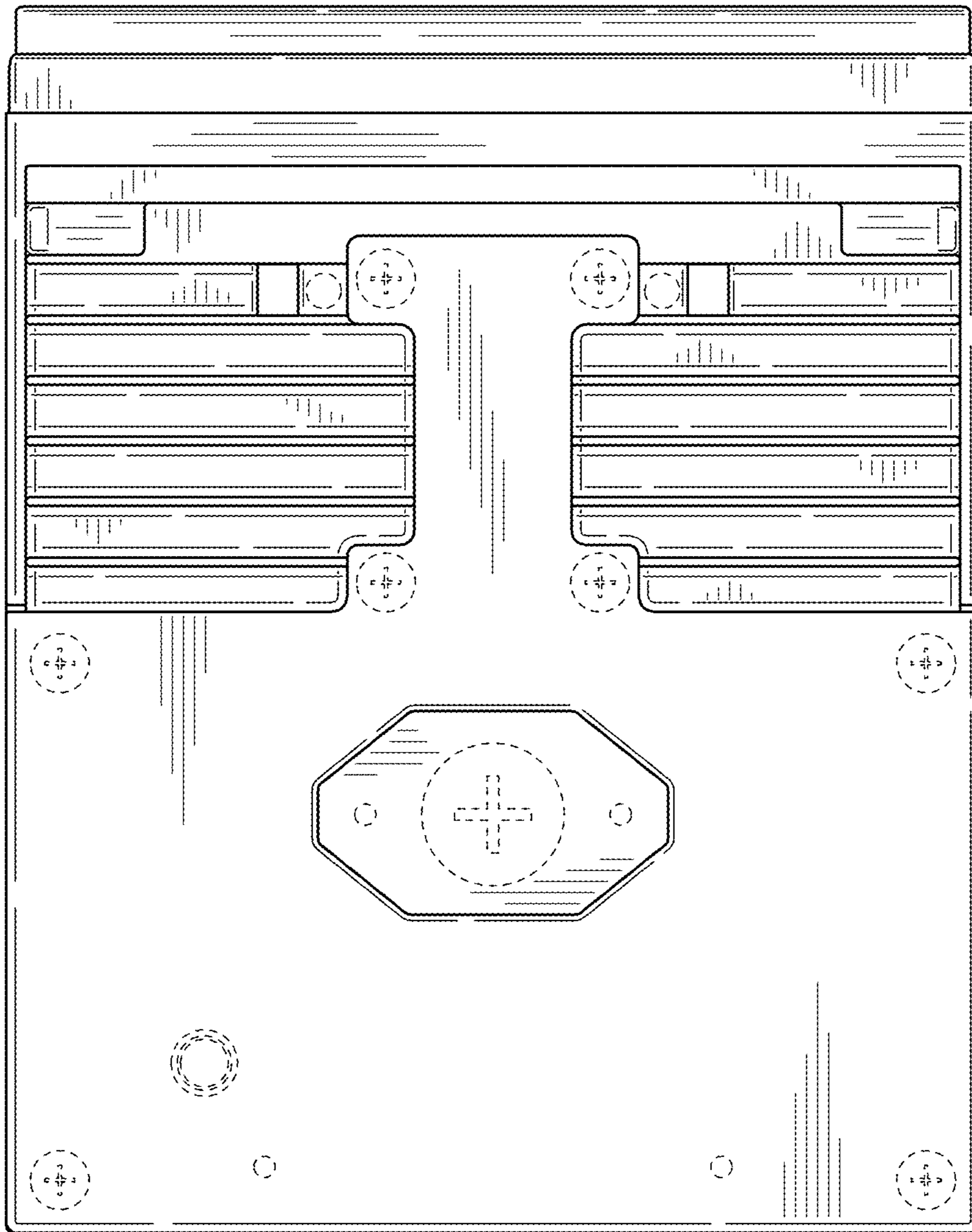


FIG. 7