



US00D800935S

(12) **United States Design Patent** (10) **Patent No.:** **US D800,935 S**
Hoffmeister (45) **Date of Patent:** **** *Oct. 24, 2017**

(54) **LAMP WITH SOCKET**
(71) Applicant: **Hoffmeister Leuchten GmbH**,
Schalksmühle (DE)
(72) Inventor: **Oliver Hoffmeister**, Lüdenscheid (DE)
(73) Assignee: **HOFFMEISTER LEUCHTEN**
GMBH, Schalksmühle (DE)
(*) Notice: This patent is subject to a terminal disclaimer.
(**) Term: **14 Years**
(21) Appl. No.: **29/520,363**
(22) Filed: **Mar. 13, 2015**
(51) **LOC (10) Cl.** **26-01**
(52) **U.S. Cl.**
USPC **D26/51**
(58) **Field of Classification Search**
USPC D26/37, 38, 40, 41, 46, 50, 51, 72;
362/157, 158, 171-174, 183, 184,
362/194-196, 202-208, 253
CPC F21L 2003/00; F21L 4/00; F21L 4/005;
F21L 4/02; F21L 4/025; F21L 4/027;
F21L 4/04; F21L 4/08; F21L 2005/00;
F21L 7/00; F21L 11/00; F21L 13/00;
F21L 13/04; F21L 13/08; F21L 14/02;
F21L 17/00; F21L 19/00
See application file for complete search history.

D362,816 S * 10/1995 Yuen D10/106.1
D404,159 S * 1/1999 Klaus D26/72
D411,324 S * 6/1999 Roorda D26/72
D434,867 S * 12/2000 Merrell D26/37
D439,688 S * 3/2001 Suzuki D26/37
D477,432 S * 7/2003 Parsons D26/37
D518,584 S * 4/2006 Chan D26/37
D520,659 S * 5/2006 Yuen D26/38
D525,536 S * 7/2006 Chan D10/2
D554,781 S * 11/2007 Shiu D26/37
D587,830 S * 3/2009 Ma D26/37
D627,091 S * 11/2010 Zhang D26/37
D677,815 S * 3/2013 Zhan D16/239
D699,378 S * 2/2014 DiLuciano D26/37
D739,585 S * 9/2015 Chun D26/38
D739,973 S * 9/2015 Chao D13/108
D747,522 S * 1/2016 Sheikh D22/117

* cited by examiner

Primary Examiner — Lakiya Rogers
Assistant Examiner — Carissa C Fitts
(74) *Attorney, Agent, or Firm* — Faegre Baker Daniels,
LLP

(57) **CLAIM**

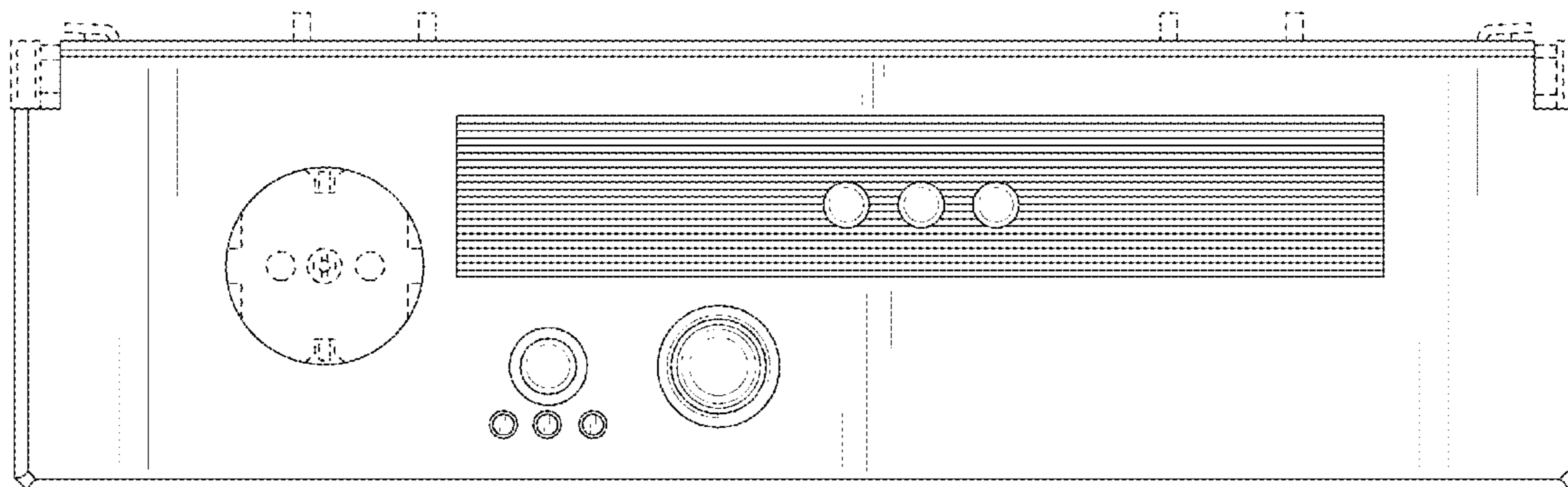
The ornamental design for a lamp with socket, as shown and described.

DESCRIPTION

FIG. 1 is a front view of lamp with socket illustrating my new design;
FIG. 2 is a top view thereof;
FIG. 3 is a bottom view thereof;
FIG. 4 is a rear view thereof;
FIG. 5 is a left side view thereof;
FIG. 6 is a right side view thereof; and,
FIG. 7 is a front perspective view thereof.
The broken line showing represents portions of the article not claimed and forms no part of the claimed design.
The lamp with socket may be used in electric cabinets.

1 Claim, 7 Drawing Sheets

(56) **References Cited**
U.S. PATENT DOCUMENTS
D261,052 S * 9/1981 Henkels D26/46
D277,415 S * 1/1985 Berger D26/46
D317,310 S * 6/1991 Schwartz D13/168
D335,550 S * 5/1993 Neustadt D26/118
D340,300 S * 10/1993 Yuen D14/168
D343,469 S * 1/1994 Yuen D26/46



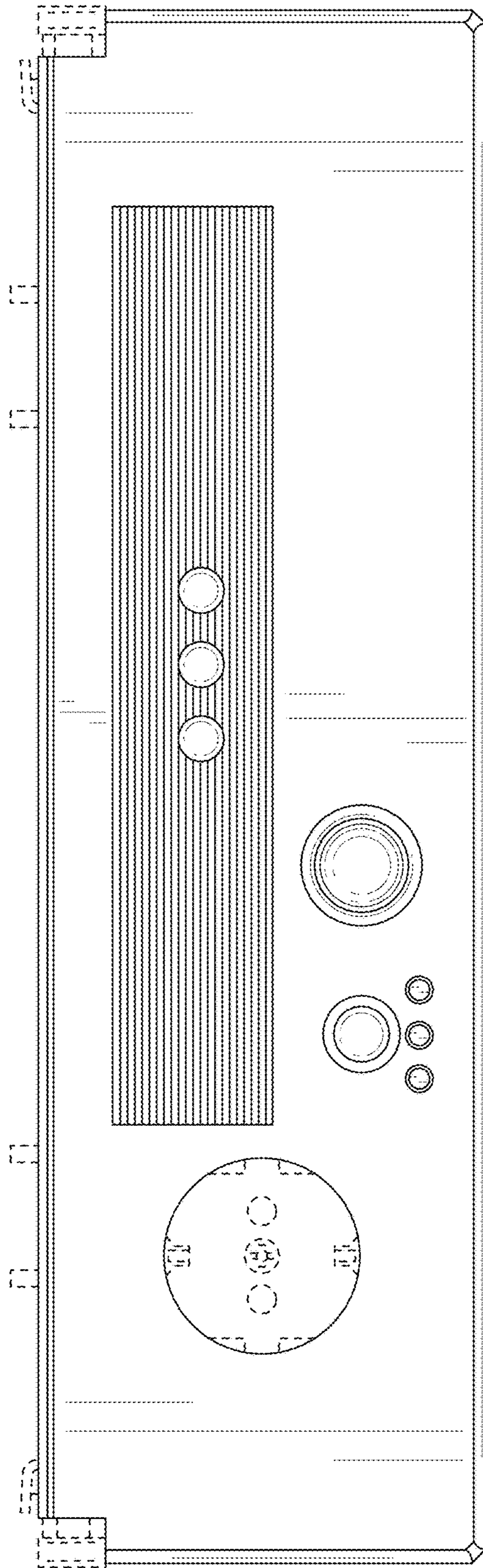


FIG. 1

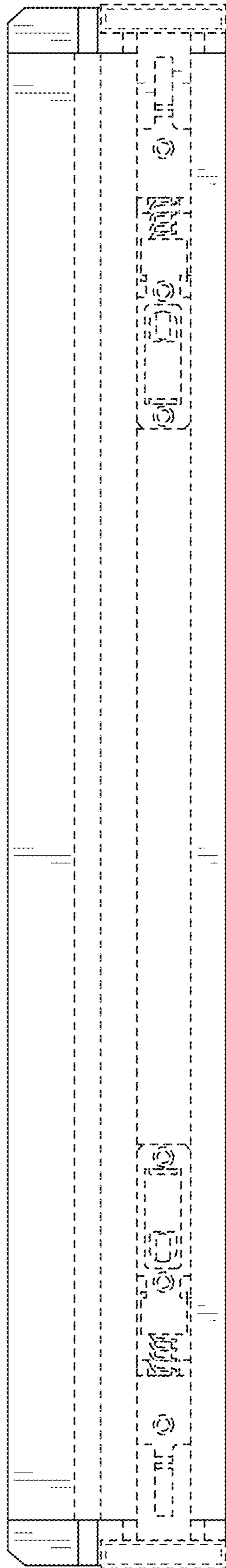


FIG. 2

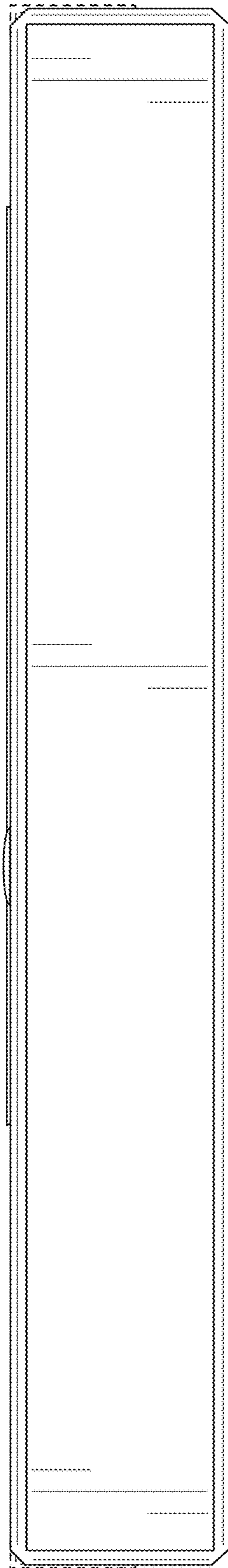


FIG. 3




FIG. 4

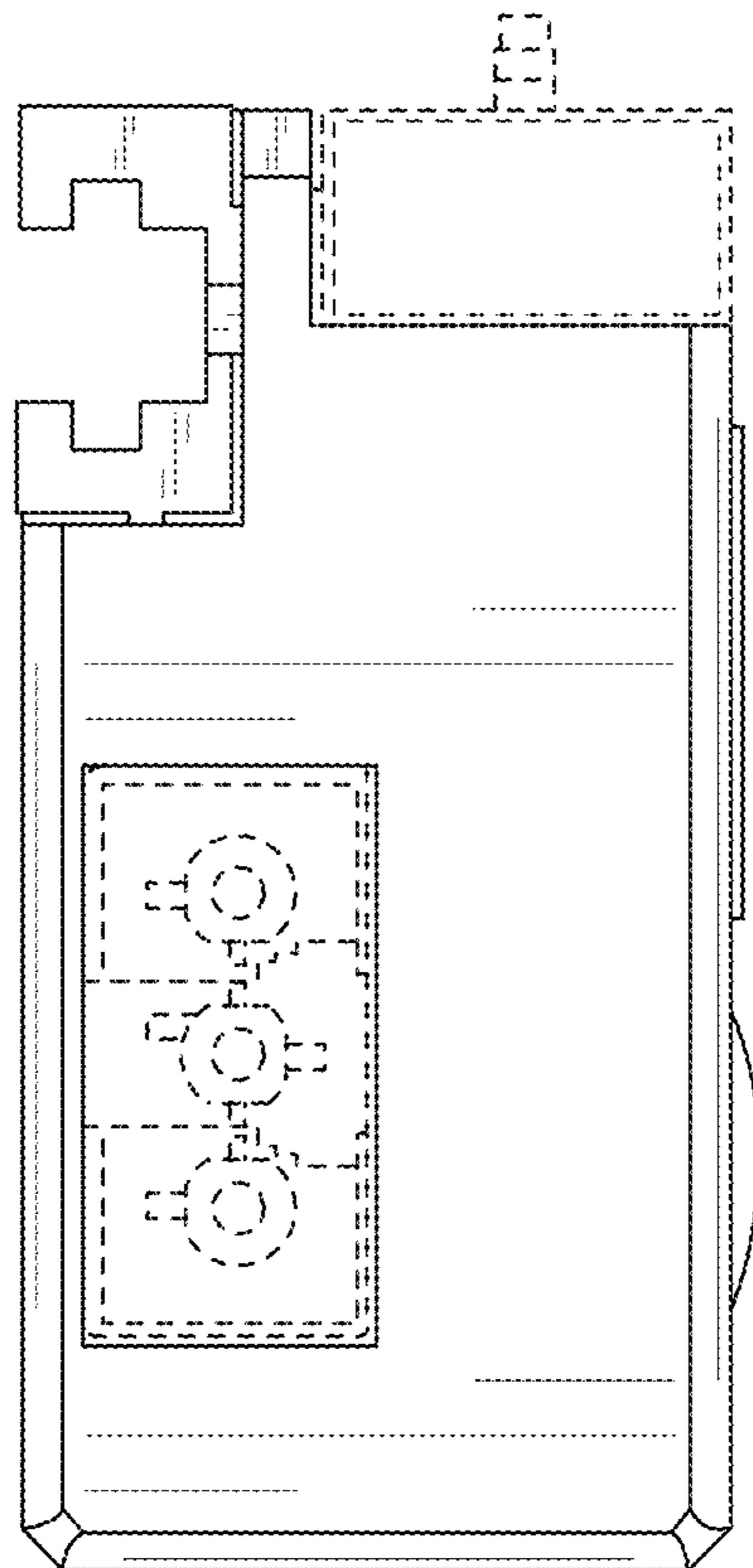


FIG. 5

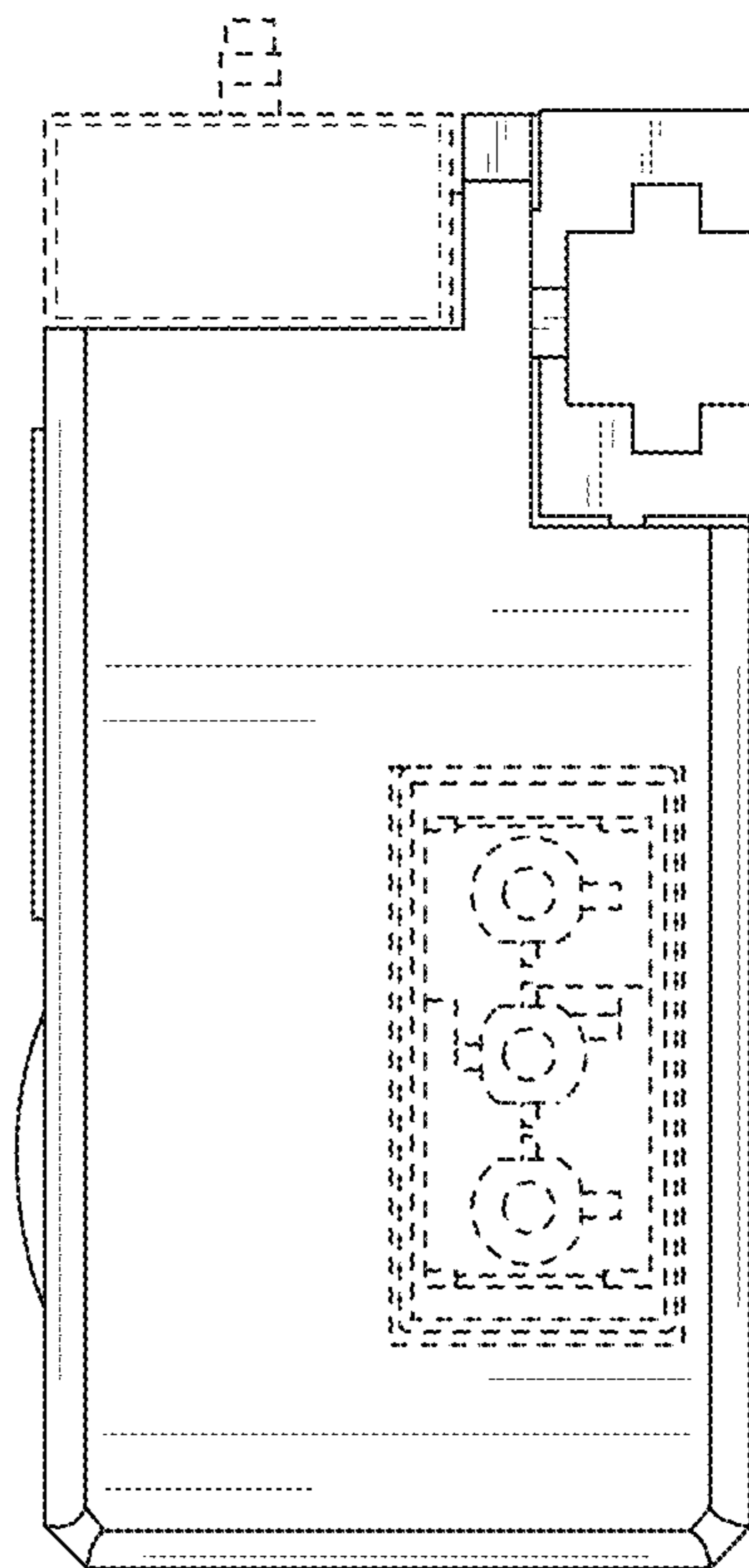


FIG. 6

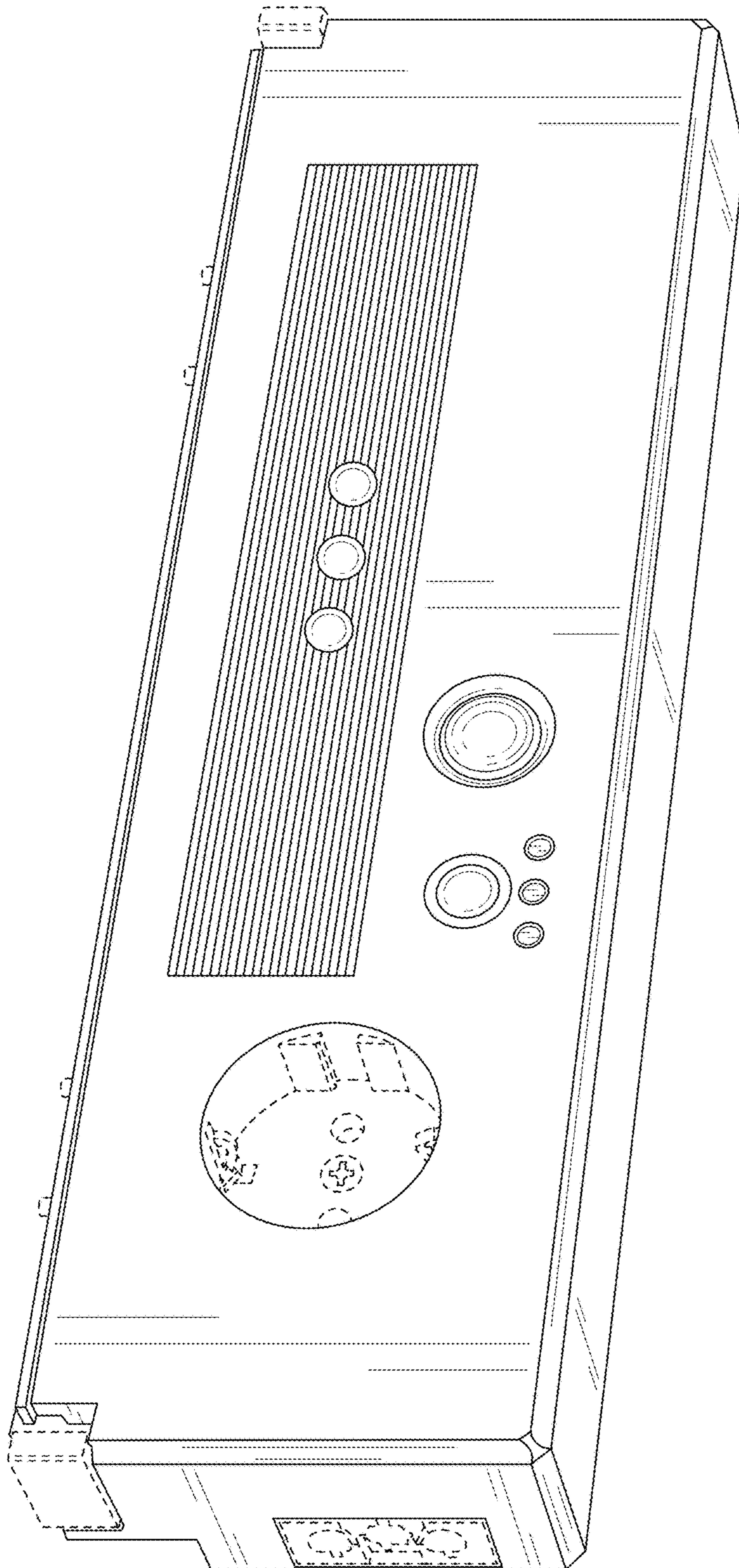


FIG. 7

UNITED STATES PATENT AND TRADEMARK OFFICE
CERTIFICATE OF CORRECTION

PATENT NO. : D800,935 S
APPLICATION NO. : 29/520363
DATED : October 24, 2017
INVENTOR(S) : Oliver Hoffmeister

Page 1 of 1

It is certified that error appears in the above-identified patent and that said Letters Patent is hereby corrected as shown below:

On the Title Page

Item [30], In Column 1, Line 11, insert -- Foreign Application Priority Data, Sep. 15, 2014 (EM),
001425102-0001 --.

Signed and Sealed this
Twentieth Day of February, 2018



Andrei Iancu
Director of the United States Patent and Trademark Office