



US00D800924S

(12) **United States Design Patent** (10) **Patent No.:** **US D800,924 S**
Preston (45) **Date of Patent:** **** Oct. 24, 2017**

(54) **REVEAL TRIM PIECE** 4,785,601 A * 11/1988 Tupman E04F 21/05
52/364
(71) Applicant: **Innovations & Ideas, LLC**, Tampa, FL (US) 5,003,743 A 4/1991 Bifano et al.
D324,575 S 3/1992 Davis
5,918,427 A 7/1999 VanderWerf
5,937,600 A 8/1999 Larson
(72) Inventor: **Steven S. Preston**, Tampa, FL (US) 6,018,924 A * 2/2000 Tamlyn E04F 19/02
52/287.1
(73) Assignee: **Innovations & Ideas, LLC**, Tampa, FL (US) 6,293,064 B1 9/2001 Larson
6,298,609 B1 10/2001 Bifano et al.
D554,773 S 11/2007 Antonic
(**) Term: **15 Years** (Continued)

(21) Appl. No.: **29/546,353**

OTHER PUBLICATIONS

(22) Filed: **Nov. 20, 2015**

Fry Reglet. "Reveal Channel Screed Plaster and Stucco Control Joint". www.fryreglet.com. Web. Jun. 1, 2017. Shown in p. 1, Item DA.11.*

Related U.S. Application Data

(Continued)

(63) Continuation of application No. 14/166,241, filed on Jan. 28, 2014, now Pat. No. 9,200,455.

(51) **LOC (10) Cl.** **25-01**

Primary Examiner — Cynthia Ramirez

(52) **U.S. Cl.**

Assistant Examiner — Gino Colan

USPC **D25/121**

(74) *Attorney, Agent, or Firm* — Schwegman, Lundberg & Woessner, P.A.

(58) **Field of Classification Search**

USPC D25/119-125; 160/395, 368.1; 52/396.04, 396.08, 396.52, 273, 277, 278, 52/279, 282.3, 283, 255, 799.11, 800.1, 52/800.11, 62, 169.5, 281, 282.1, 287.1, 52/288.1, 716.2, 716.8, 717.01, 371, 254, 52/461, 465, 471, 472, 364, 311.1

(57) **CLAIM**

CPC B29C 47/003; B29C 43/224; B29C 47/00; B29C 49/04

The ornamental design for a reveal trim piece, as shown and described.

See application file for complete search history.

DESCRIPTION

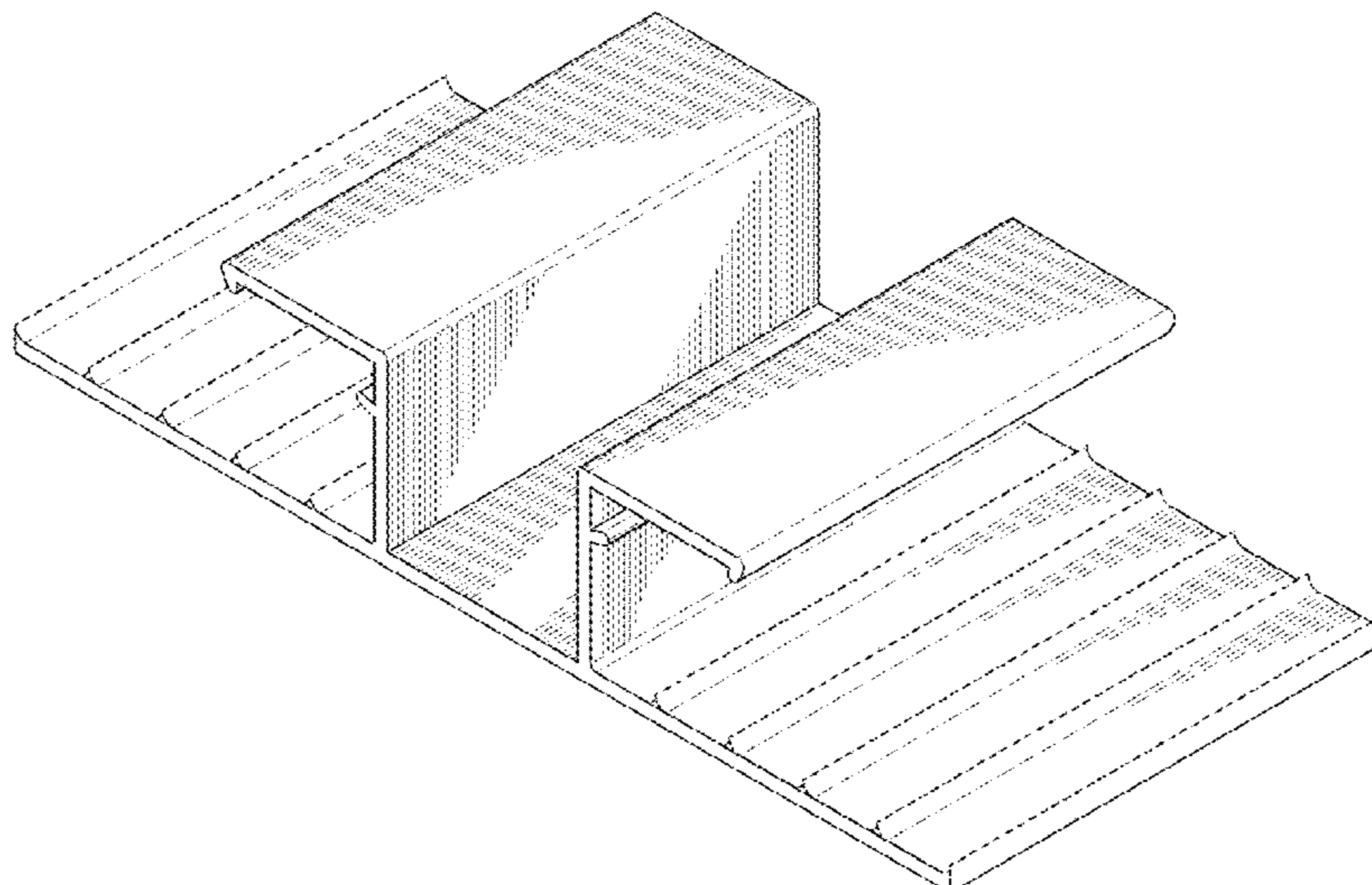
(56) **References Cited**

U.S. PATENT DOCUMENTS

3,331,176 A * 7/1967 Washam E04B 1/681
52/371
D221,529 S * 8/1971 Kimmel D25/119
4,622,791 A 11/1986 Cook et al.
D289,202 S * 4/1987 Hardy D25/119
4,660,339 A 4/1987 Paz

FIG. 1 is a perspective view of a reveal trim piece, showing my new design;
FIG. 2 is a top plan view thereof;
FIG. 3 is a bottom plan view thereof;
FIG. 4 is a front elevational view thereof;
FIG. 5 is a back elevational view thereof;
FIG. 6 is a first side elevational view thereof; and,
FIG. 7 is a second side elevational view thereof.
The broken lines depict environmental subject matter only and form no part of the claimed design.

1 Claim, 4 Drawing Sheets



(56)

References Cited

U.S. PATENT DOCUMENTS

8,336,273 B2 12/2012 Enns
D680,662 S * 4/2013 Elizarraras D25/136
D689,200 S * 9/2013 Elizarraras D25/136
8,621,812 B2 1/2014 Holt
8,683,766 B2 * 4/2014 Rutherford E04B 1/64
52/364
8,745,950 B2 * 6/2014 Ito E04F 13/0803
52/311.1
9,200,455 B2 12/2015 Preston
2009/0183453 A1 7/2009 Koessler et al.
2012/0255249 A1 10/2012 Singh
2015/0027074 A1 1/2015 Preston

OTHER PUBLICATIONS

XtremeTrim. "Vertical Reveal". www.tamlyn.com. Web. Jun. 1, 2017. Shown in p. 1, Item W516RV.*
Gordon Interiors. "Gordon-Inc." www.gordon-inc.com. Web. Jun. 1, 2017. Shown in p. 1, Item RH-1434.*
US 9,097,023, 08/2015, Preston, Steven S (withdrawn).
"U.S. Appl. No. 14/166,241, Non Final Office Action mailed Sep. 12, 2014", 11 pgs.
"U.S. Appl. No. 14/166,241, Notice of Allowance mailed Apr. 8, 2015", 5 pgs.
"U.S. Appl. No. 14/166,241, Notice of Allowance mailed Jul. 31, 2015", 5 pgs.
"U.S. Appl. No. 14/166,241, Response filed Feb. 12, 2015 to Non Final Office Action mailed Sep. 12, 2014", 14 pgs.

* cited by examiner

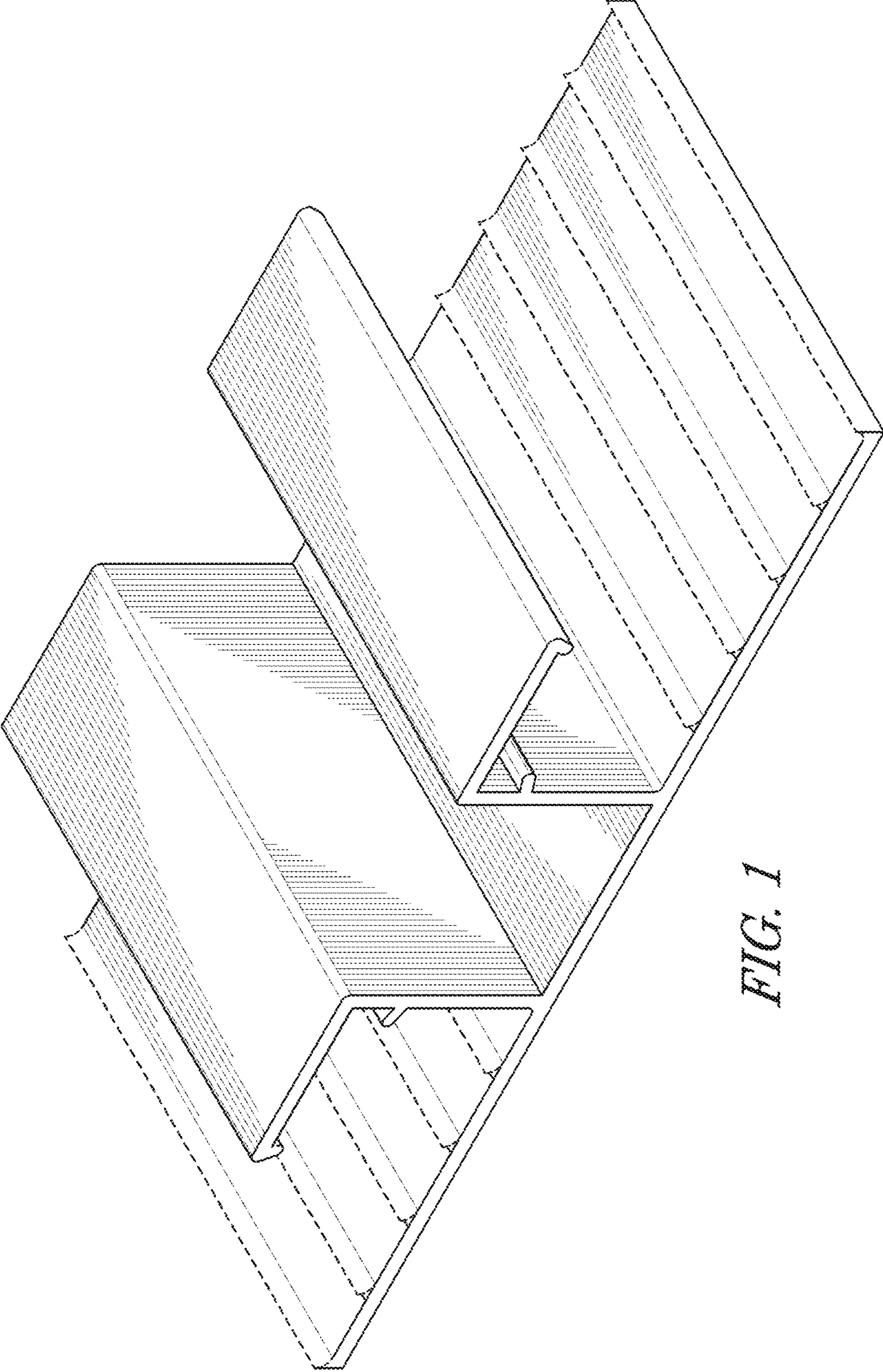


FIG. 1

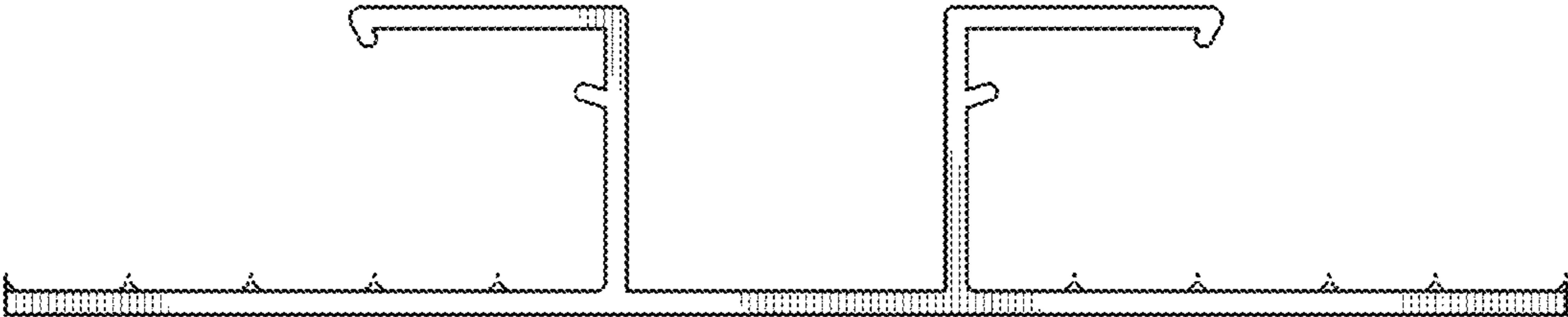


FIG. 2

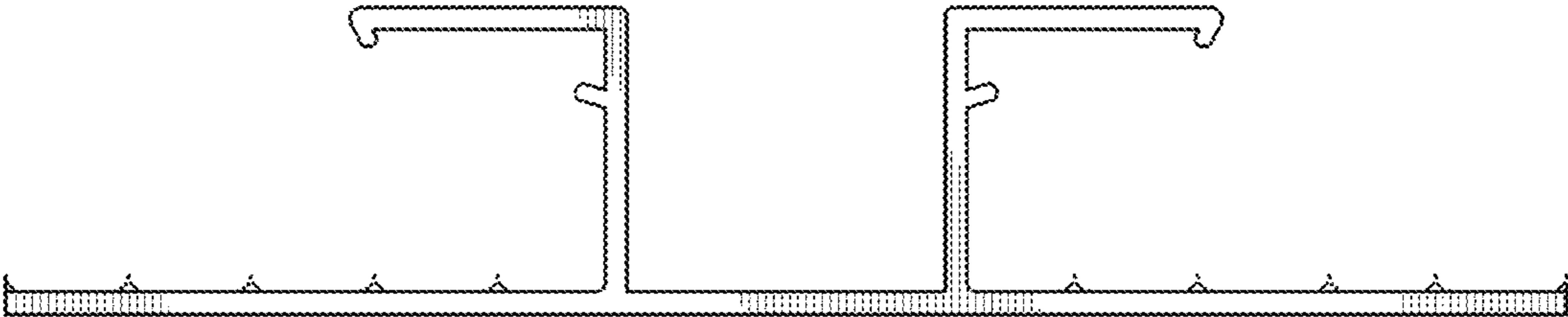


FIG. 3

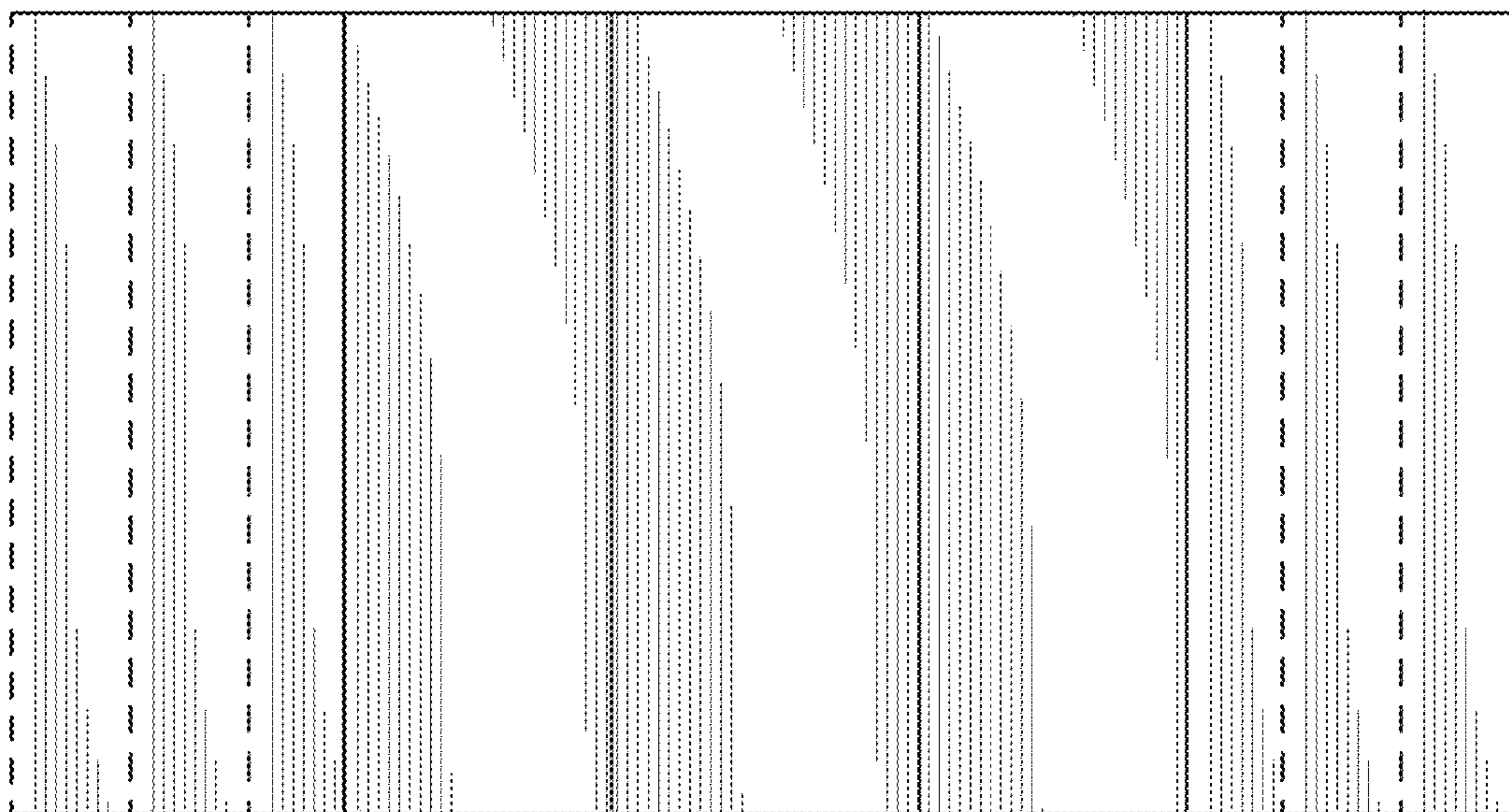


FIG. 4

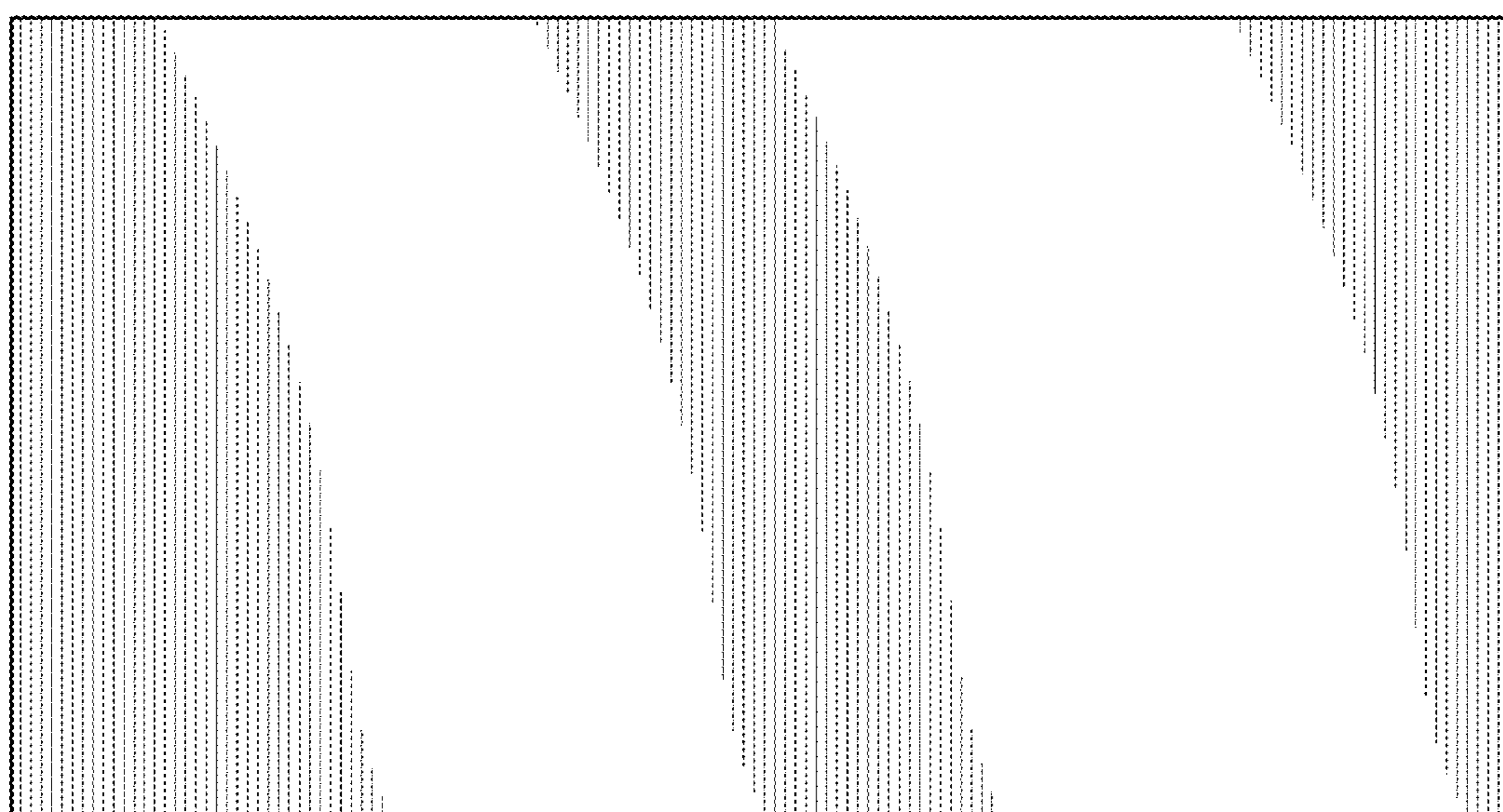


FIG. 5

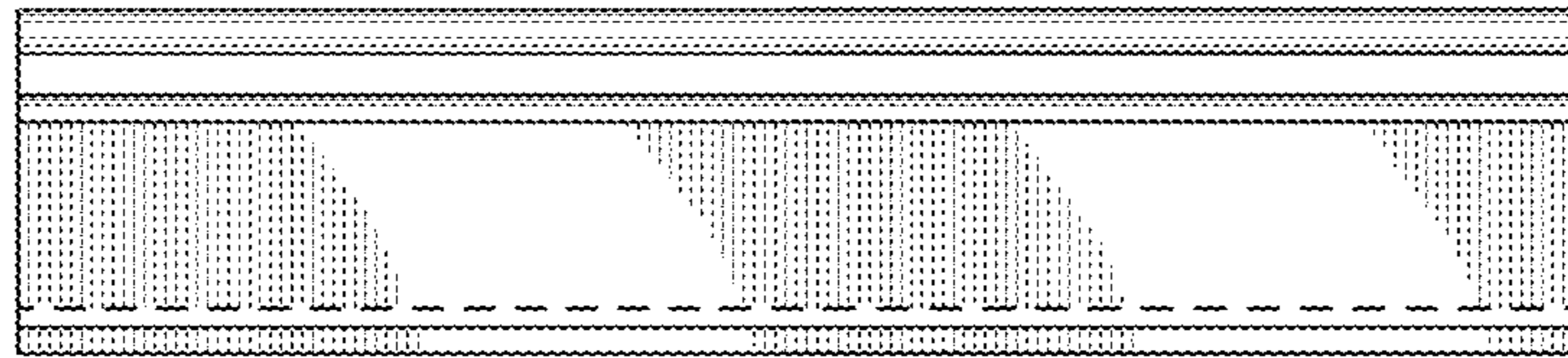


FIG. 6

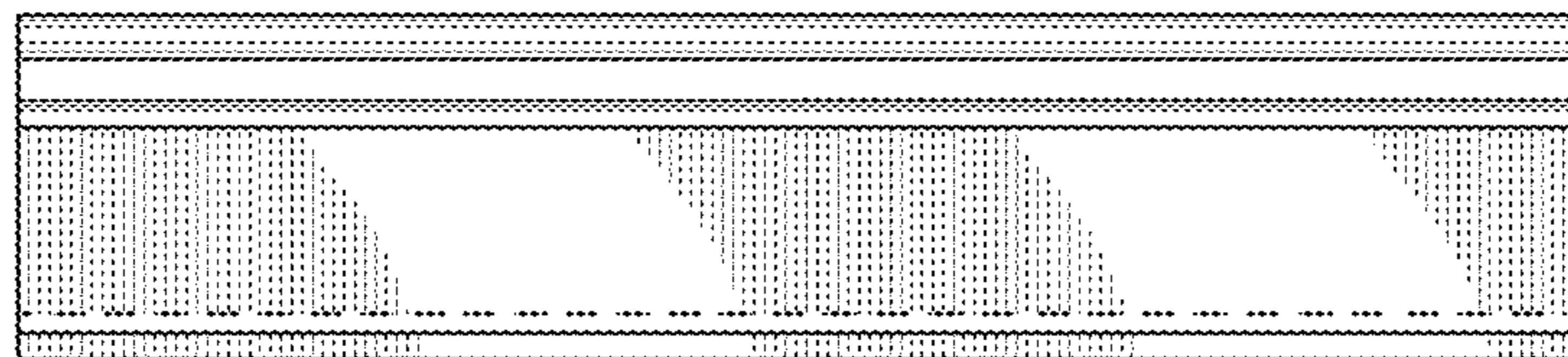


FIG. 7