



US00D800923S

(12) **United States Design Patent**
Gonzales

(10) **Patent No.:** **US D800,923 S**
(45) **Date of Patent:** **** Oct. 24, 2017**

(54) **INSIDE CORNER REVEAL**

D376,019 S * 11/1996 DiGiorgio D25/124
D429,347 S 8/2000 Doyle et al.
6,341,458 B1 * 1/2002 Burt E04F 13/0864
52/287.1

(71) Applicant: **R. H. Tamlyn & Sons, LP**, Stafford,
TX (US)

(Continued)

(72) Inventor: **Miguel Gonzales**, Deer Park, TX (US)

OTHER PUBLICATIONS

(73) Assignee: **R. H. Tamlyn & Sons, LP**, Stafford,
TX (US)

“Reveal Inside Corner”, Product Brochure; Copyright 2015
XtremeTrim, Stafford, Texas, <http://www.xtremetrim.com/products-xtremetrim.php?i=5&s=XtremeTrim%20Inside%20Corner>,
(Mar. 24, 2015), 2 pgs.

(**) Term: **15 Years**

(Continued)

(21) Appl. No.: **29/533,517**

(22) Filed: **Jul. 17, 2015**

Primary Examiner — Eric Goodman

Assistant Examiner — Amy Wierenga

(51) **LOC (10) Cl.** **25-01**

(52) **U.S. Cl.**

(74) *Attorney, Agent, or Firm* — Schwegman Lundberg &
Woessner, P.A.

USPC **D25/121**

(58) **Field of Classification Search**

(57) **CLAIM**

The ornamental design for an inside corner reveal, as shown
and described.

USPC D23/267, 386, 393; D25/119–125, 136,
D25/138, 164, 60, 61; D8/403

CPC ... E04B 9/18; E04B 9/28; E04B 9/008; E04B
9/068; E04B 9/067; E04B 9/241; E04B
9/245; E04B 2002/867; E04B 2002/0297;

E04B 1/6804; E04C 3/07; E04C 3/32;
E04D 1/30; E04F 13/06; E04F 13/147;

E04F 19/022; E04F 19/0228; E04F 19/04;
E04F 19/026; B44C 7/022; B60J 10/02;

B60J 10/04; B32B 17/10302; F16B
12/50; A47B 96/14

See application file for complete search history.

DESCRIPTION

FIG. 1 is a first perspective view of the inside corner reveal,
showing the new design.

FIG. 2 is a second perspective view of the inside corner
reveal of FIG. 1.

FIG. 3 is a first side view of the inside corner reveal of FIG.
1.

FIG. 4 is a second side view of the inside corner reveal of
FIG. 1.

FIG. 5 is a front view of the inside corner reveal of FIG. 1.

FIG. 6 is a back view of the inside corner reveal of FIG. 1.

FIG. 7 is a top view of the inside corner reveal of FIG. 1;
and,

FIG. 8 is a bottom view of the inside corner reveal of FIG.
1.

The broken lines depict portions of the article that form no
part of the claim.

(56) **References Cited**

U.S. PATENT DOCUMENTS

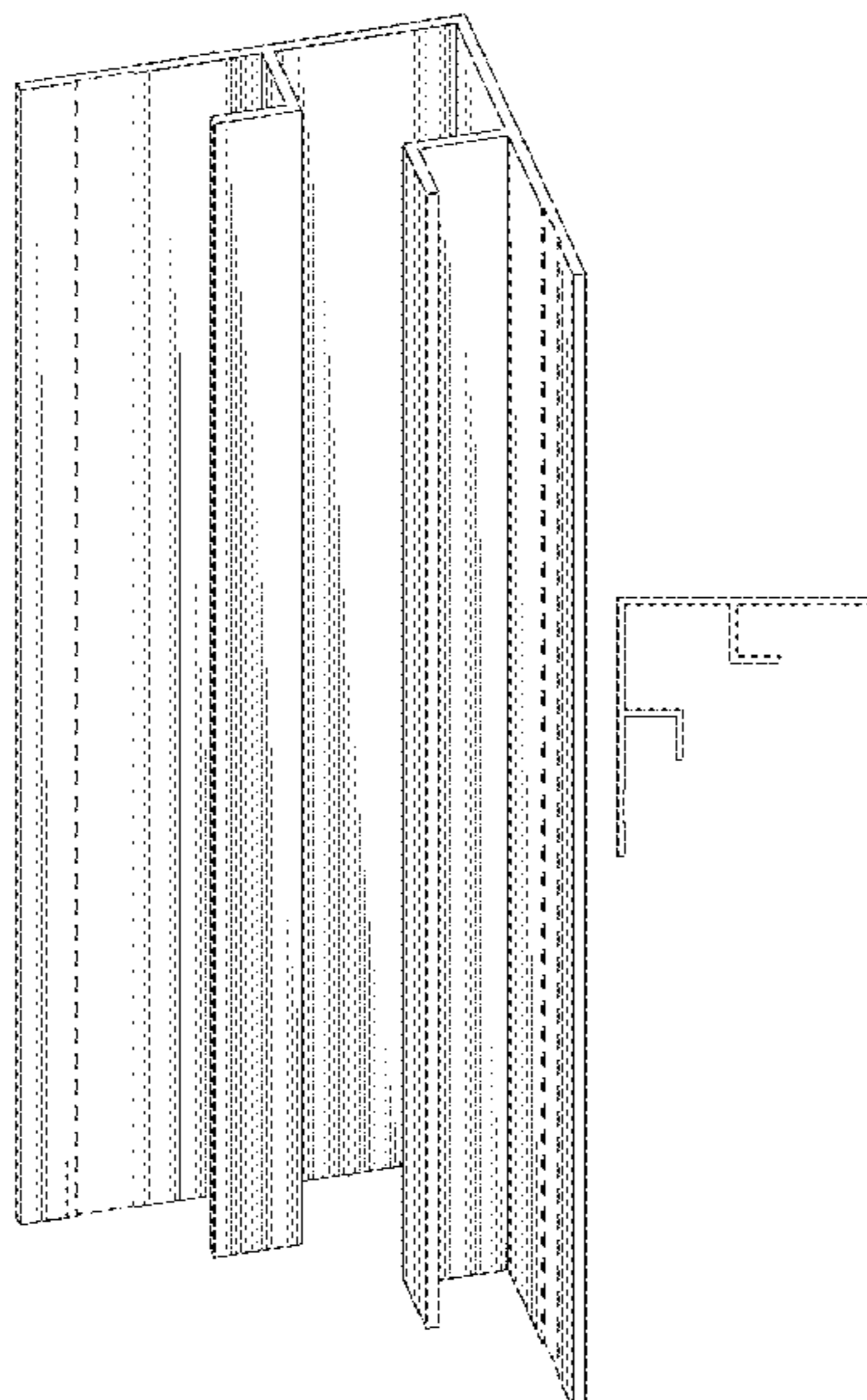
D221,530 S * 8/1971 Kimmel D25/121

4,126,364 A * 11/1978 Reilly F16B 12/50
312/140

D273,711 S 5/1984 Young

4,566,742 A * 1/1986 Schmied A47B 96/1466
312/257.1

1 Claim, 5 Drawing Sheets



(56)

References Cited

U.S. PATENT DOCUMENTS

D582,570	S	*	12/2008	Hull	D25/124
D616,566	S	*	5/2010	Desrosiers	D25/122
D652,955	S	*	1/2012	Budzik	D25/121
D653,592	S		2/2012	Brown		
D654,188	S		2/2012	Hanlon		
D661,524	S	*	6/2012	Watts	D25/119
D672,056	S	*	12/2012	Cetindag	D25/61
D711,021	S		8/2014	Singh		
D732,373	S		6/2015	Wagner		
D742,540	S		11/2015	Singh		
D742,543	S		11/2015	Singh		
D753,848	S	*	4/2016	Gori	D25/119
D754,886	S	*	4/2016	Koenig, Jr.	D25/136
D762,878	S	*	8/2016	Hatch	D25/102
2007/0063118	A1		3/2007	Owens et al.		

OTHER PUBLICATIONS

“Vertical Box T Mold”, Product Brochure; Copyright 2015 XtremeTrim, Stafford, Texas, <http://www.xtremetrim.com/products-xtremetrim.php?i=8&s=XtremeTrim%20Vertical%20Reveal>, (Mar. 24, 2015), 2 pgs.

“Application Serial No. 29,533,516, Response filed Feb. 20, 2017 to Non Final Office Action mailed Oct. 6, 2016”, 9 pgs.

“U.S. Appl. No. 29/533,516, Final Office Action mailed May 11, 2017”, 5 pgs.

“U.S. Appl. No. 29/533,516, Non Final Office Action mailed Oct. 6, 2016”, 7 pgs.

* cited by examiner




FIG. 1




FIG. 2




FIG. 3




FIG. 4




FIG. 5




FIG. 6

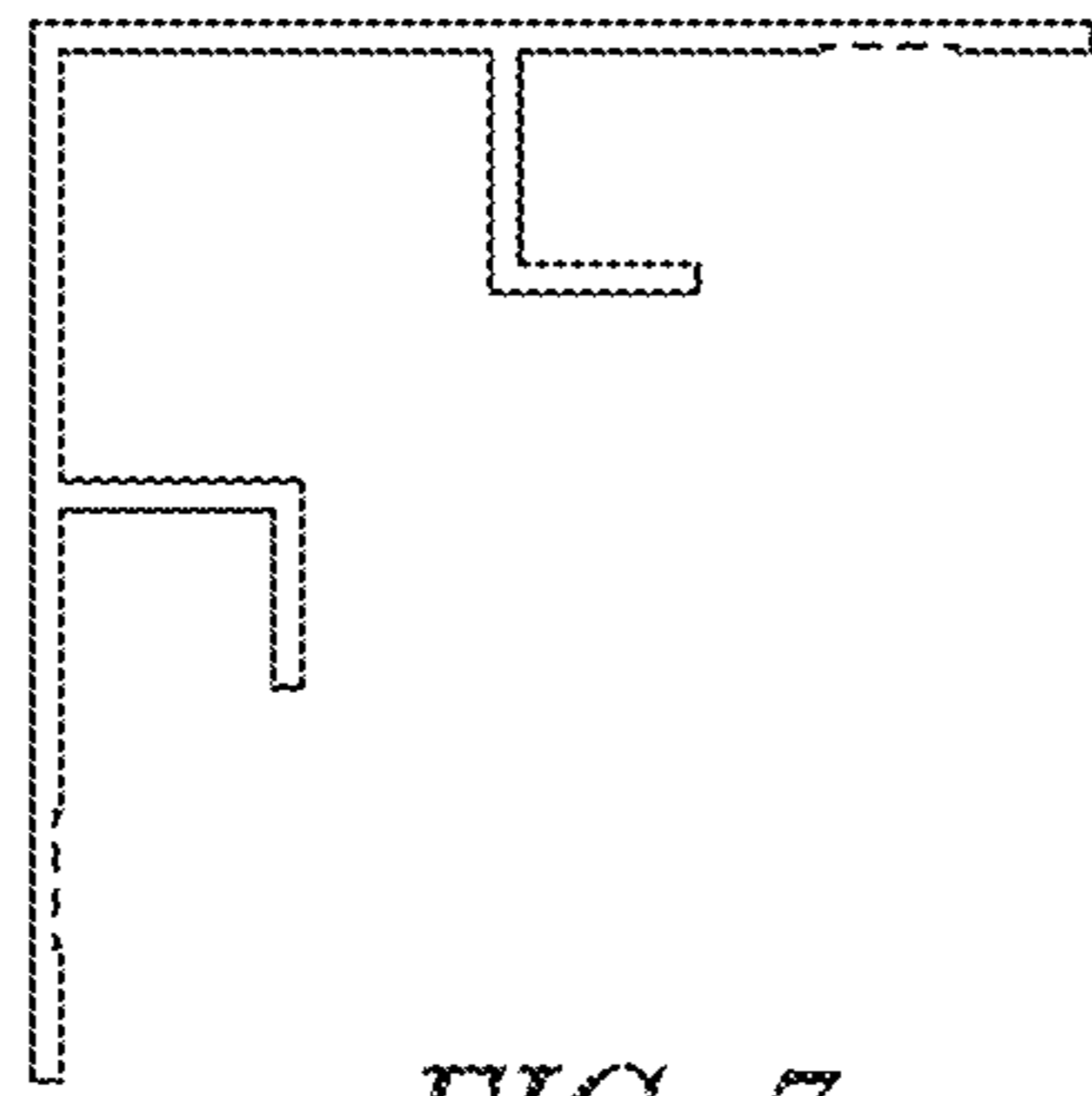


FIG. 7

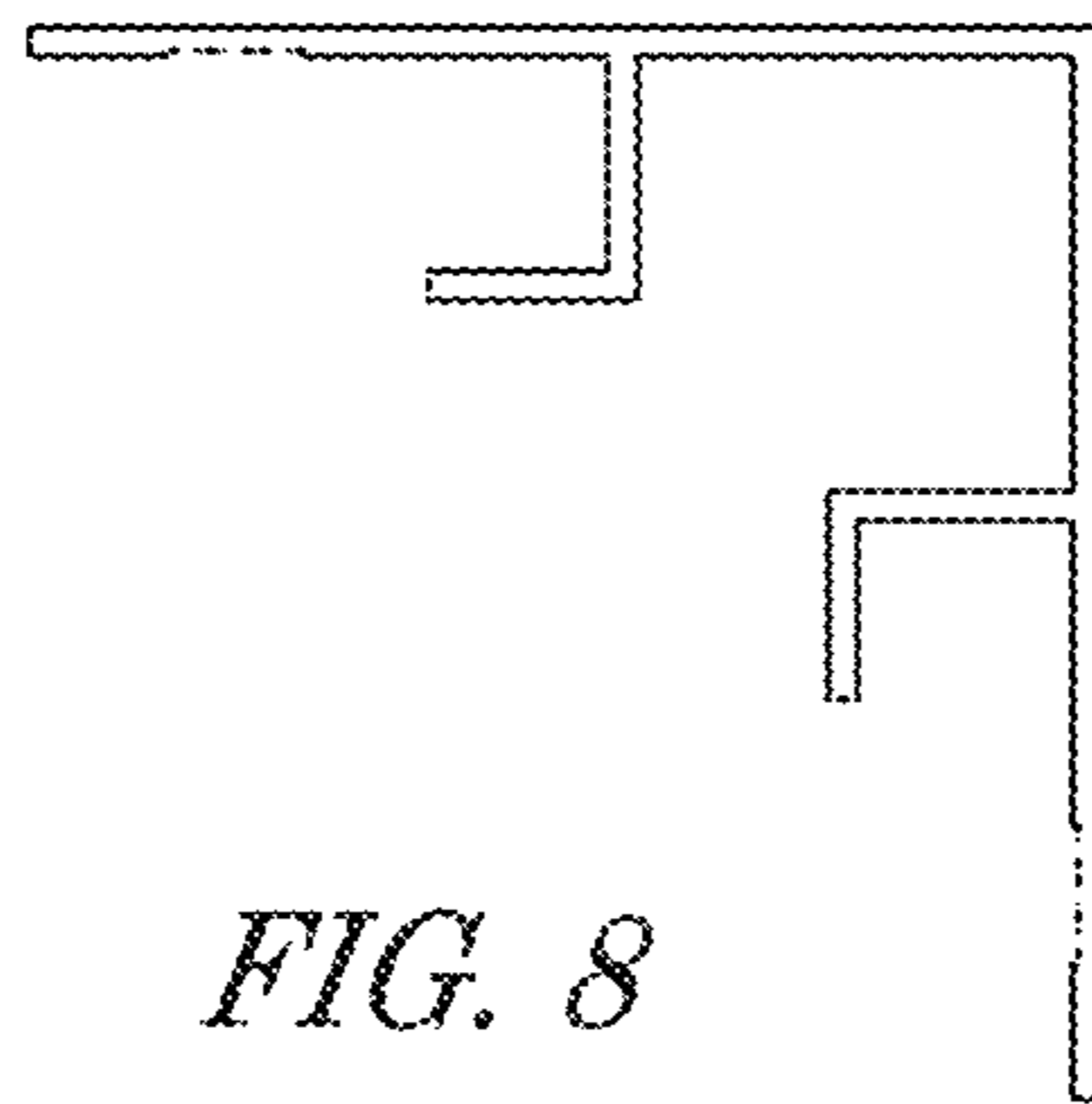


FIG. 8