



US00D800918S

(12) **United States Design Patent** (10) **Patent No.:** **US D800,918 S**
Jensen (45) **Date of Patent:** **** Oct. 24, 2017**

(54) **HOUSE**

(71) Applicant: **VIPP A/S**, Copenhagen S (DK)

(72) Inventor: **Morten Bo Jensen**, Copenhagen S (DK)

(73) Assignee: **VIPP A/S**, Copenhagen S (DK)

(**) Term: **15 Years**

(21) Appl. No.: **35/500,310**

(22) Filed: **Nov. 17, 2015**

(80) **Hague Agreement Data**
 Int. Filing Date: **Nov. 17, 2015**
 Int. Reg. No.: **DM/088263**
 Int. Reg. Date: **Nov. 17, 2015**
 Int. Reg. Pub. Date: **Nov. 27, 2015**

(51) **LOC (10) Cl.** **25-03**

(52) **U.S. Cl.**
 USPC **D25/1**
 CPC **E04B 1/3444** (2013.01)

(58) **Field of Classification Search**
 USPC D25/1-35; 52/79.1-79.12, 234,
 52/236.1-236.9
 CPC E04B 1/02; E04B 1/04; E04B 1/10; E04B
 1/343; E04B 7/02; E04H 9/00; E04H
 9/02; E04H 9/04; E04H 9/14; E04H 9/16;
 E04H 7/00; E04H 7/02; E04H 6/00;
 E04H 5/00; E04H 5/02; E04H 13/00
 See application file for complete search history.

(56) **References Cited**

U.S. PATENT DOCUMENTS

2,965,412 A * 12/1960 Henderson B60P 3/34
 296/171
 3,605,351 A * 9/1971 Vredevoogd E04B 1/34336
 439/110
 3,889,432 A * 6/1975 Geihl E04B 1/3444
 226/176

4,155,204 A * 5/1979 Prozinski E04B 1/34336
 52/69
 4,514,938 A * 5/1985 Maguire E04B 1/34815
 52/236.1
 D295,734 S * 5/1988 Barber D12/103
 4,779,391 A * 10/1988 Taylor E04B 1/34336
 52/169.1
 D314,164 S * 1/1991 Barber D12/104
 D371,205 S * 6/1996 Lechleiter D25/1
 D377,779 S * 2/1997 Smith D12/195
 D408,332 S * 4/1999 Leoni D12/97
 D414,136 S * 9/1999 Leoni D12/97
 6,017,082 A * 1/2000 Leoni B60J 7/02
 296/100.03
 D422,242 S * 4/2000 Leoni D12/97
 D434,155 S * 11/2000 Webb D25/1
 D543,902 S * 6/2007 Kelly D12/103
 D734,869 S * 7/2015 Indio Da Costa D25/1
 D736,406 S * 8/2015 Andrade-Roper D12/195
 D765,266 S * 8/2016 Malakauskas D25/4

(Continued)

Primary Examiner — Richard E Chilcot
 (74) *Attorney, Agent, or Firm* — Fross Zelnick Lehrman
 & Zissu P.C.; Charles T. J. Weigell, Esq.

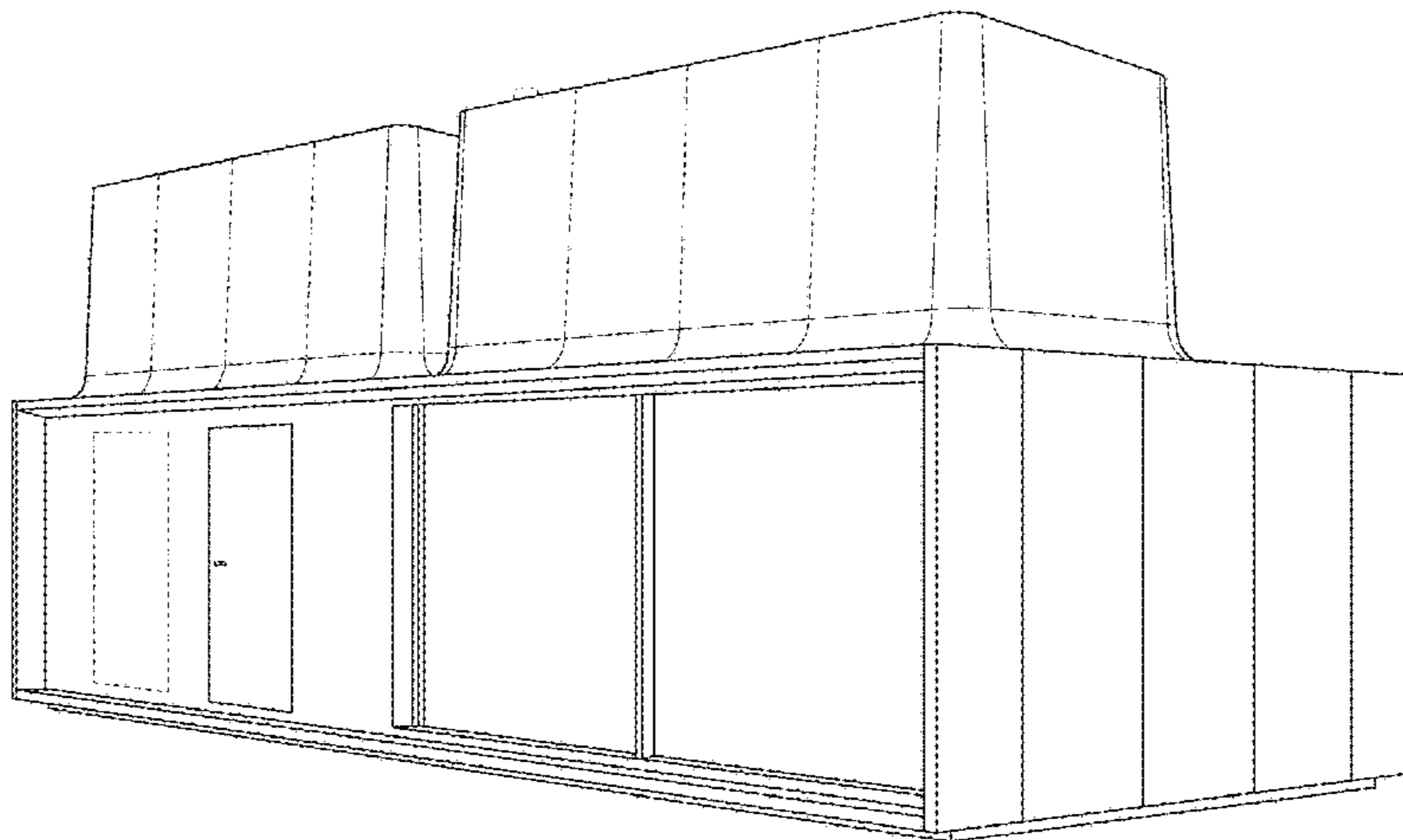
(57) **CLAIM**

The ornamental design for a house, as shown and described.

DESCRIPTION

1. House
 FIG. 1.1 is a front view showing my new design;
 FIG. 1.2 is a rear view thereof;
 FIG. 1.3 is a left side view thereof;
 FIG. 1.4 is right side view thereof
 FIG. 1.5 is a top view thereof;
 FIG. 1.6 is a rear perspective view thereof;
 FIG. 1.7 is a front perspective view thereof;
 FIG. 1.8 is an angled rear perspective view thereof.
 The broken line showing portions of the roof surface, as well
 as the broken line showing of the chimney and rectangular
 window, in the drawings represents unclaimed subject mat-
 ter.

1 Claim, 8 Drawing Sheets



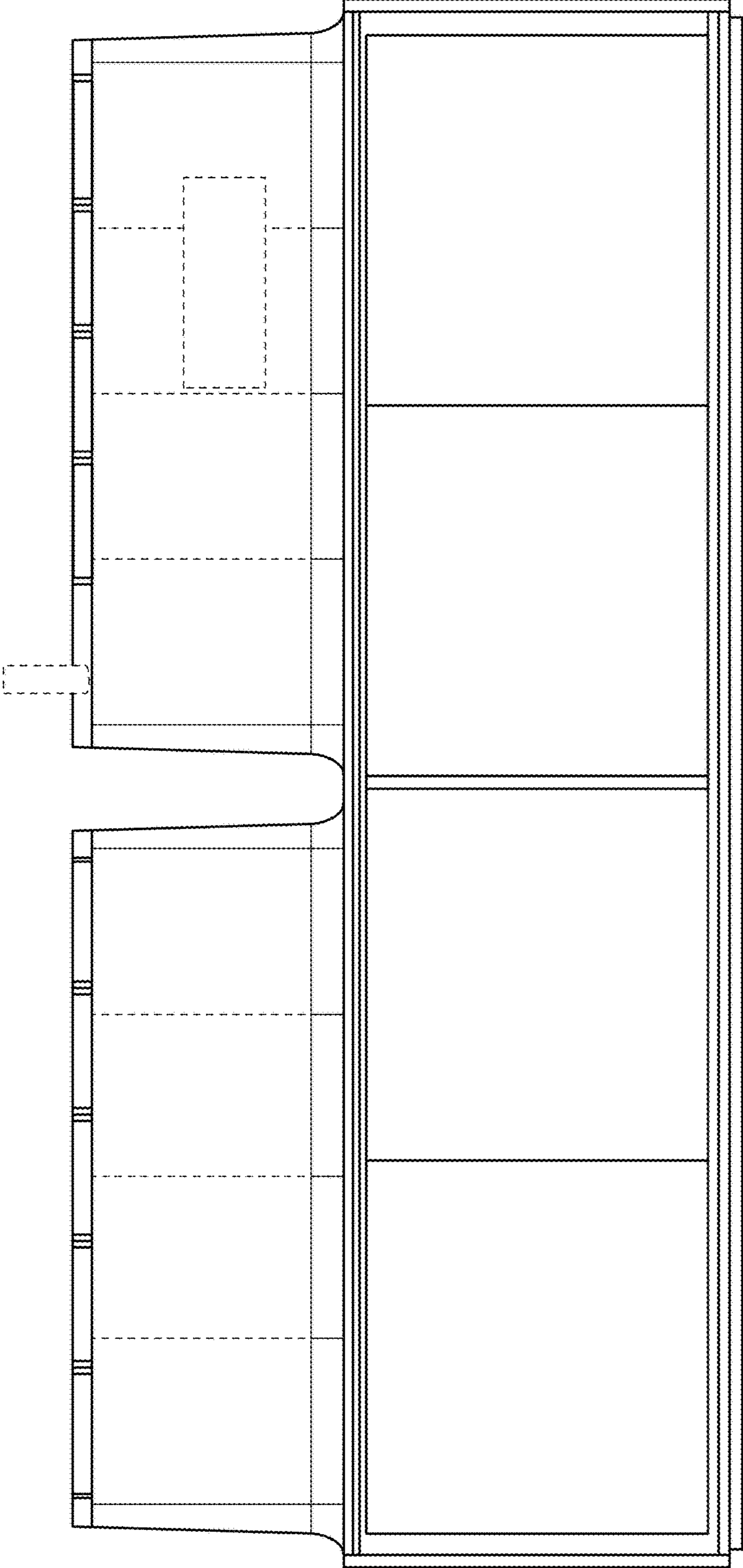
(56)

References Cited

U.S. PATENT DOCUMENTS

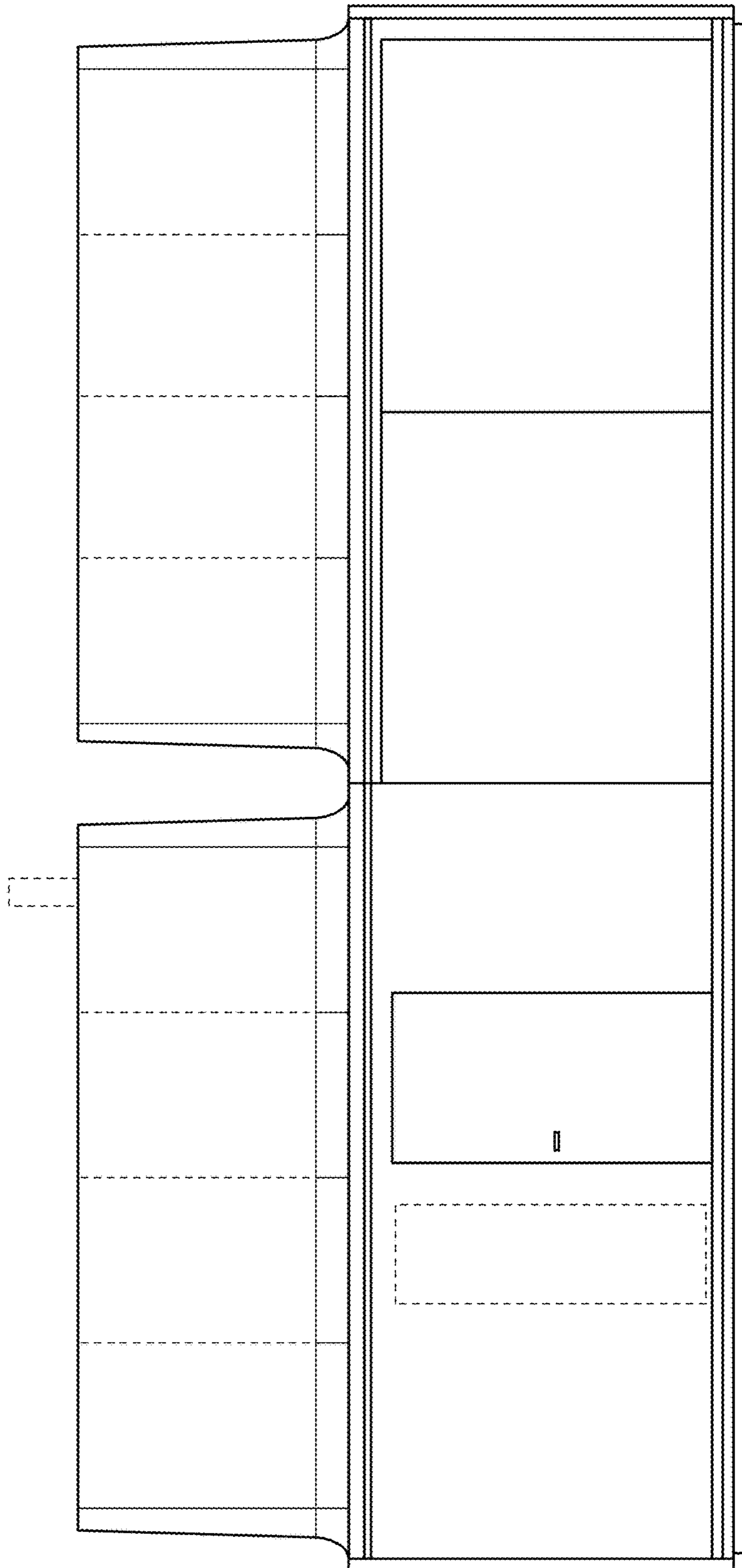
9,464,436 B2 * 10/2016 Malakauskas E04B 1/34869
9,556,632 B2 * 1/2017 Malakauskas E04B 1/34869
D781,439 S * 3/2017 Gill D25/1
D781,440 S * 3/2017 Gill D25/1
D781,441 S * 3/2017 Gill D25/1

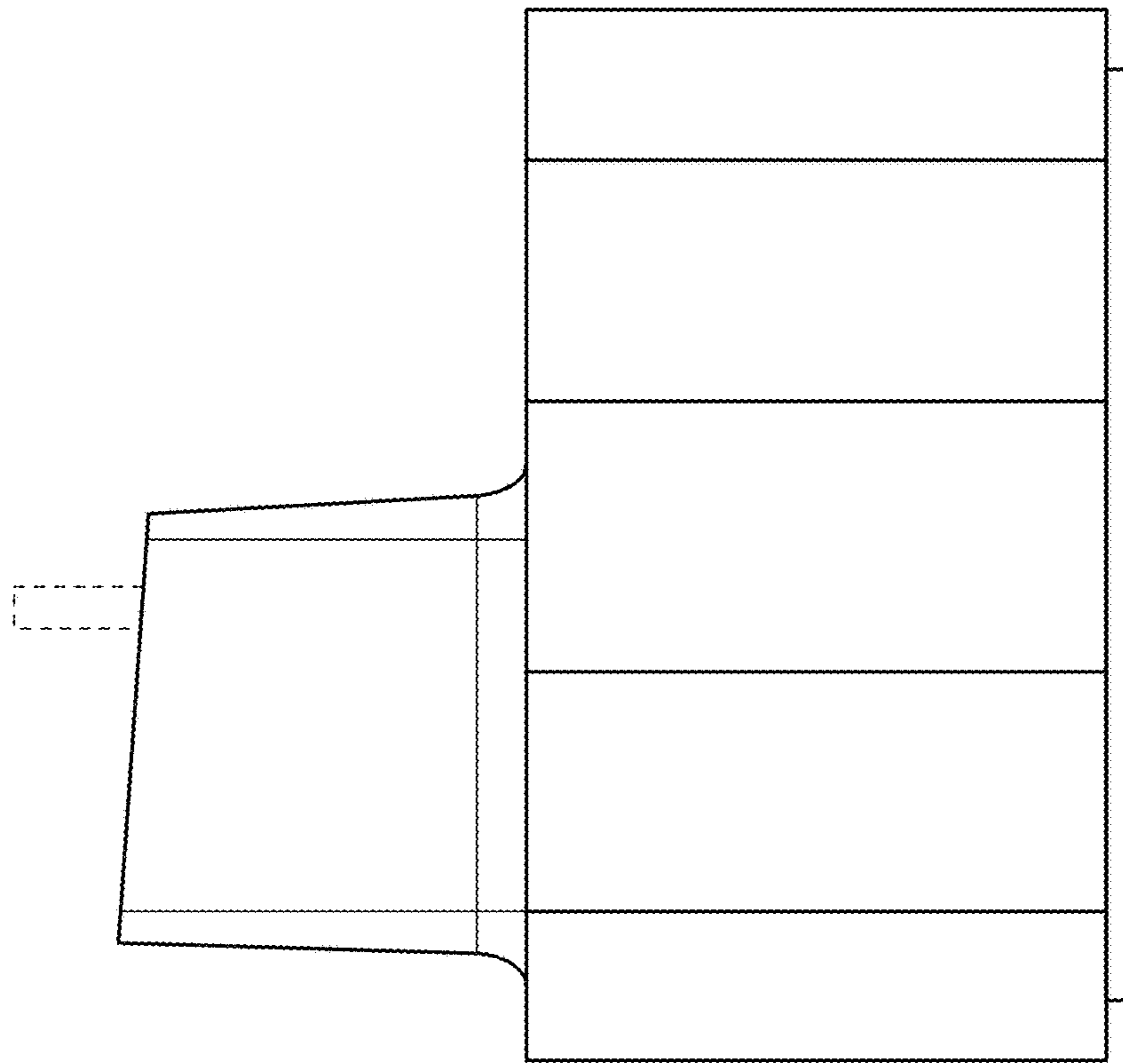
* cited by examiner



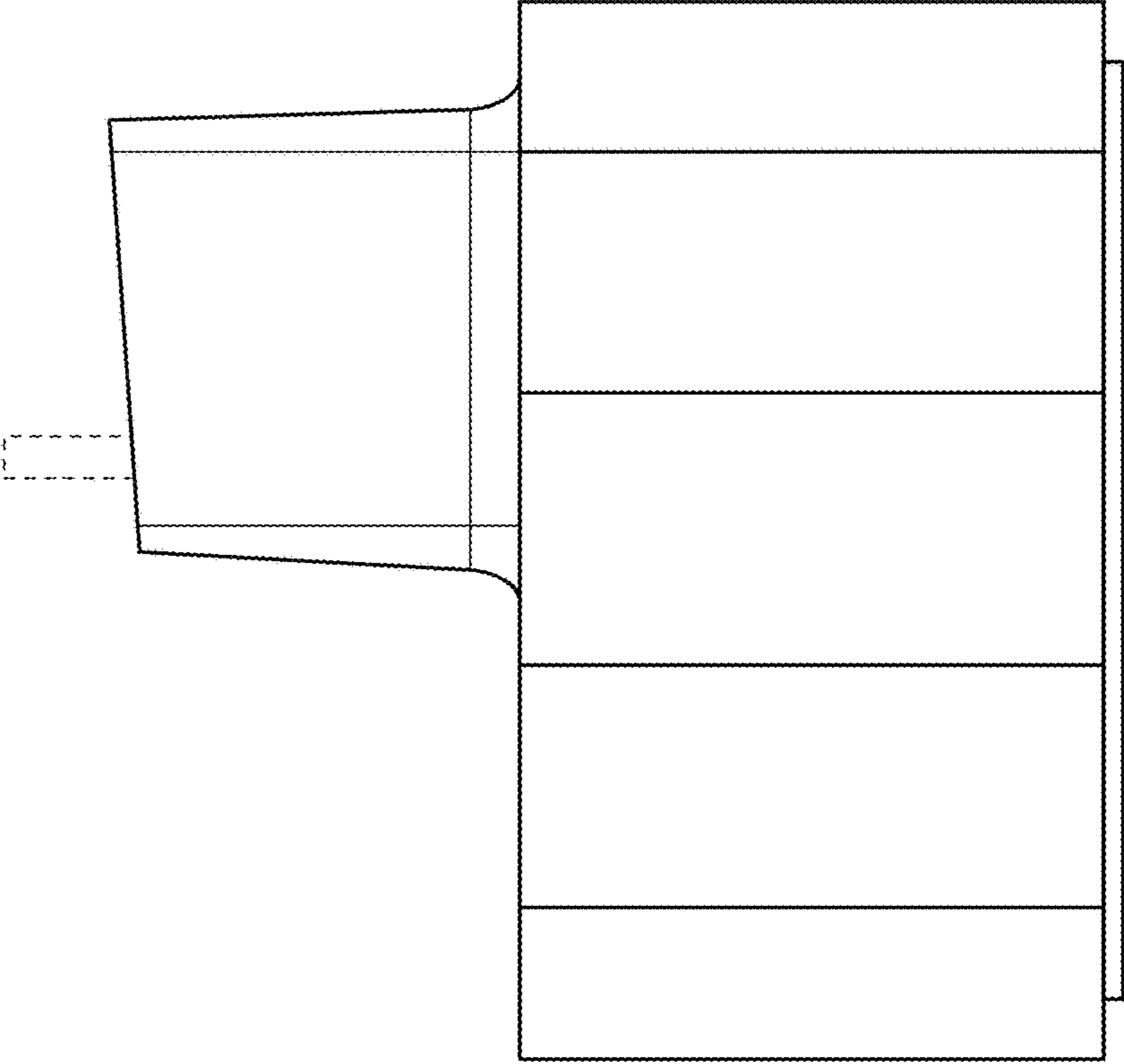
1.1

1.2



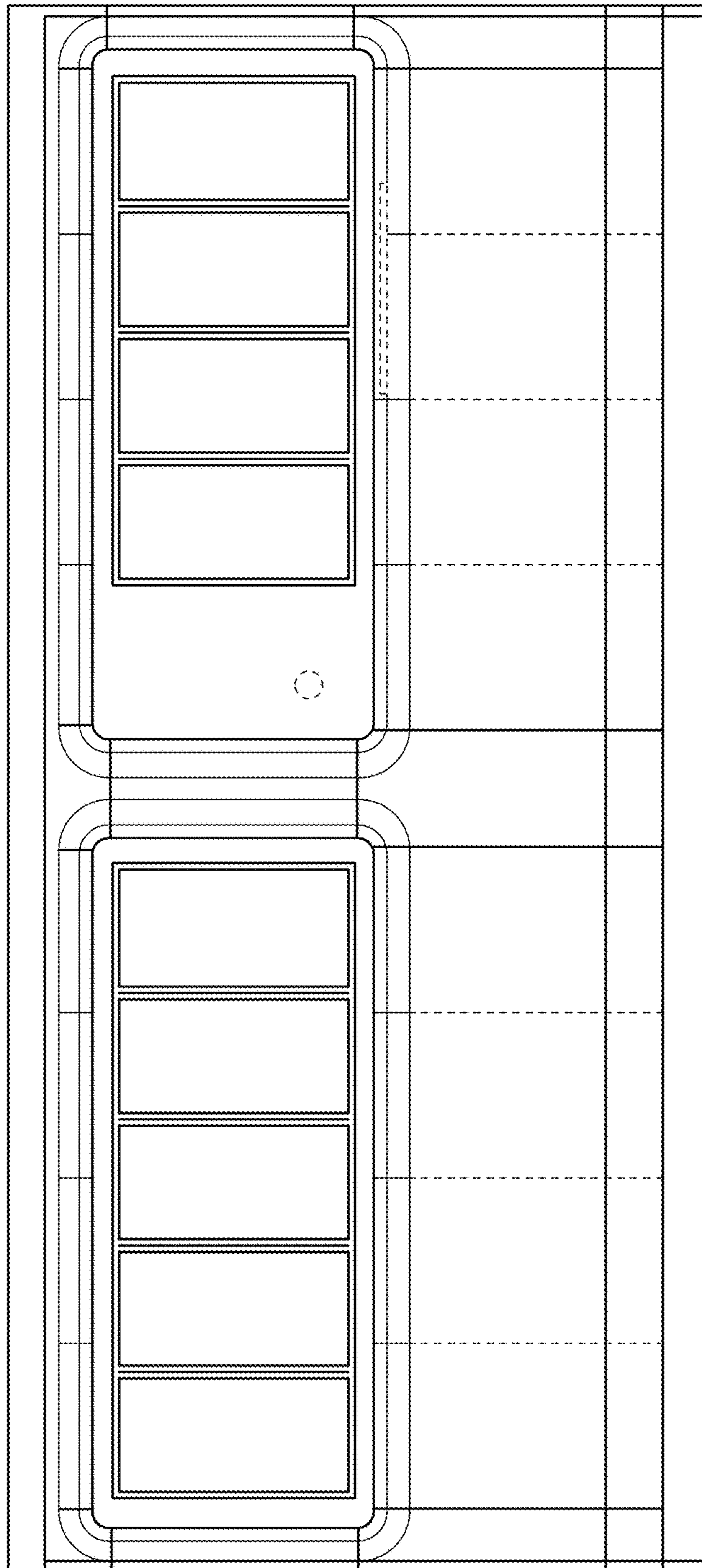


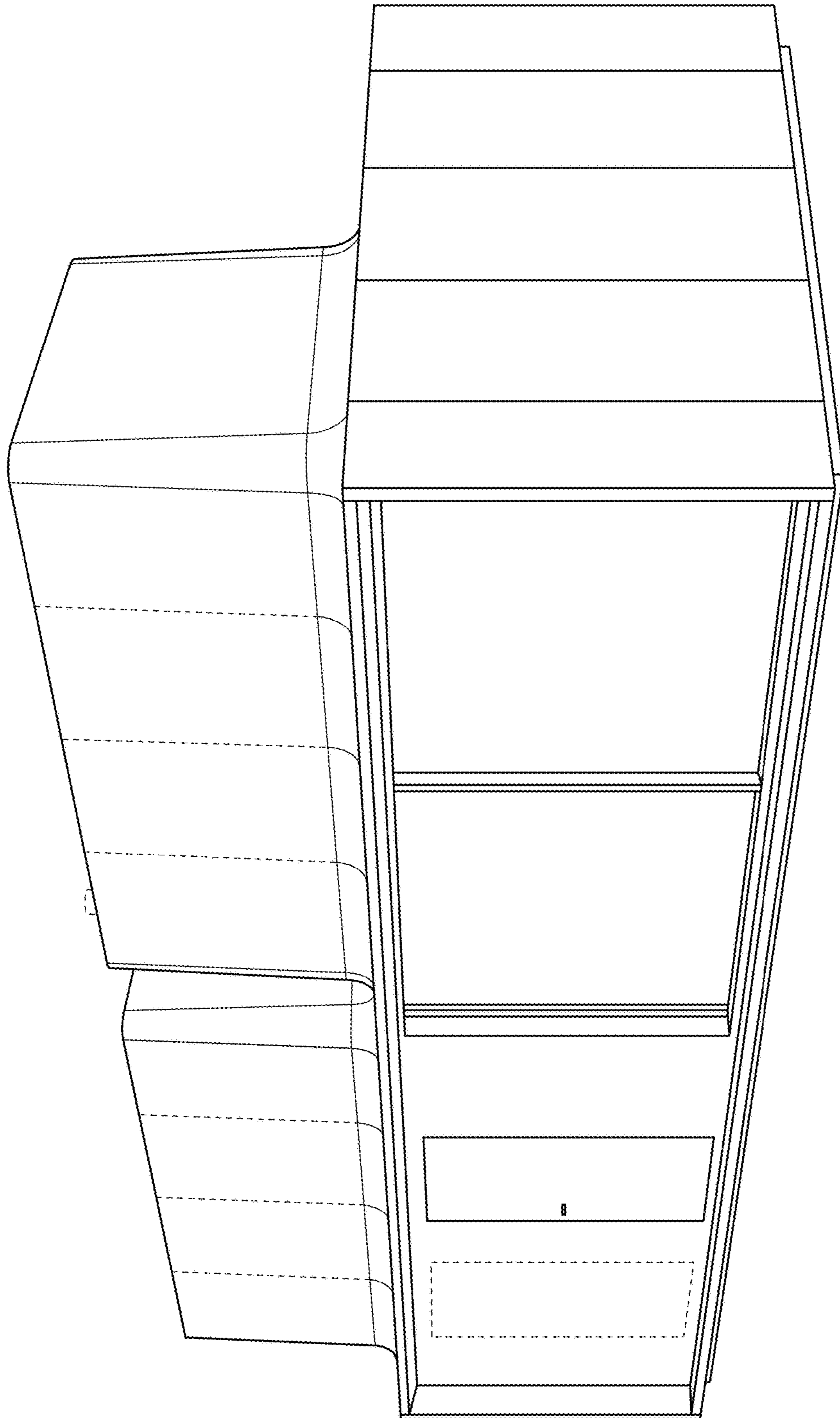
1.3



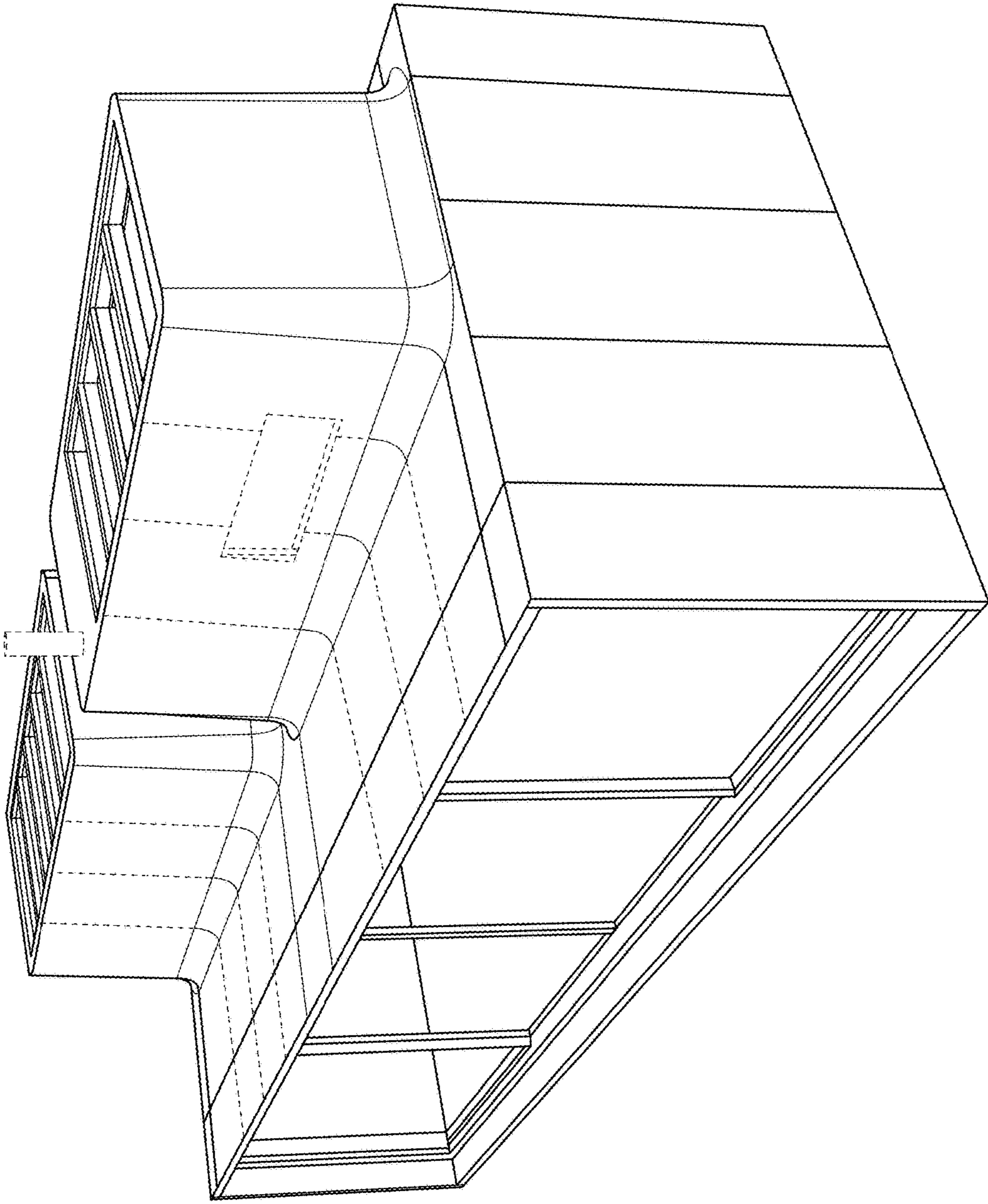
1.4

1.5

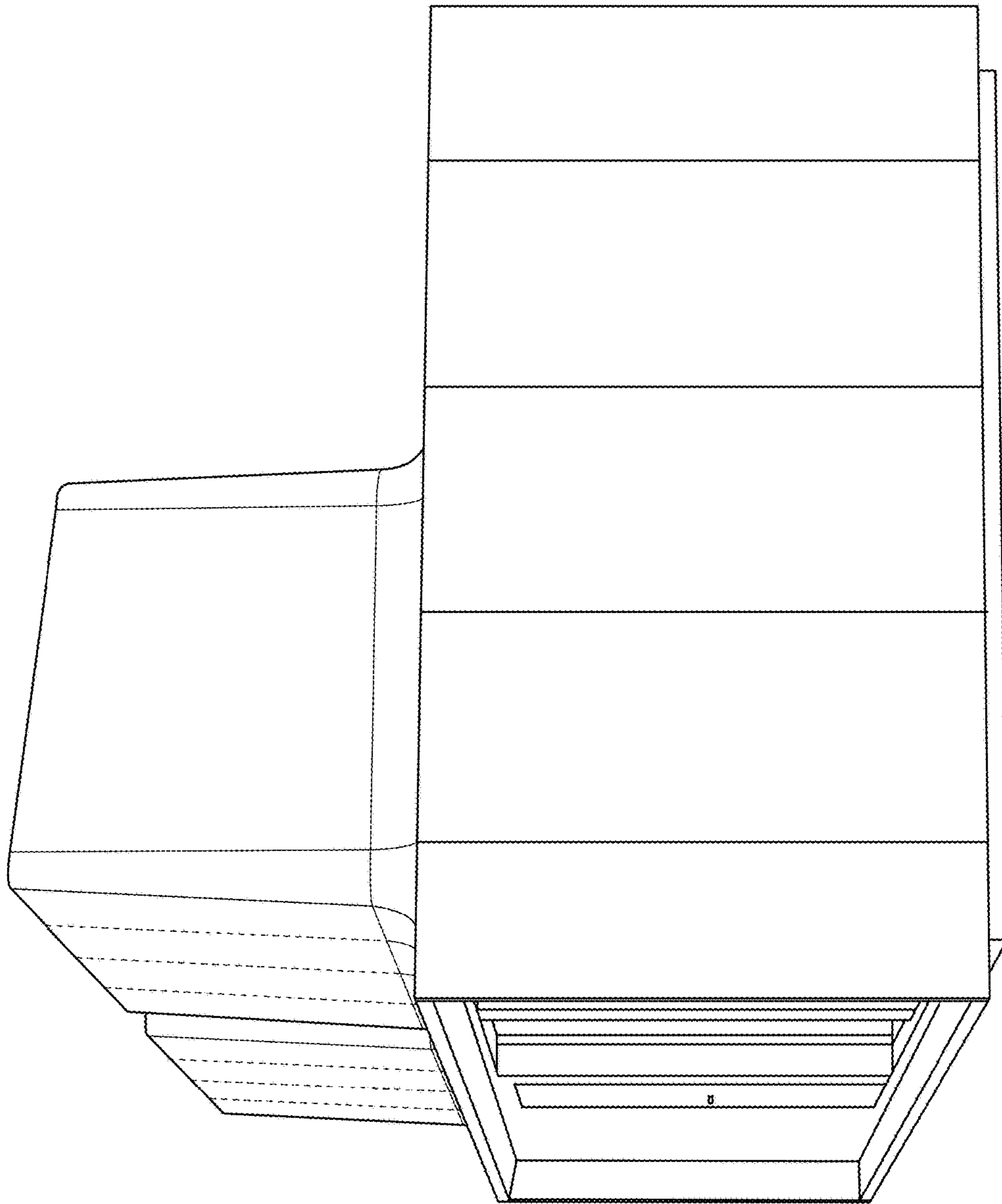




1.6



1.7



1.8