

US00D800907S

(12) **United States Design Patent** (10) **Patent No.:** **US D800,907 S**  
**Cihak** (45) **Date of Patent:** **\*\* Oct. 24, 2017**

(54) **SURGICAL TOOL**  
(71) Applicant: **MEDTRONIC PS MEDICAL, INC.**,  
Louisville, CO (US)

3,589,826 A 6/1971 Fenn  
3,637,225 A 1/1972 Schmuck  
3,835,858 A 9/1974 Hagen  
(Continued)

(72) Inventor: **Paul Cihak**, Eules, TX (US)

**FOREIGN PATENT DOCUMENTS**

(73) Assignee: **Medtronic PS Medical, Inc.**,  
Louisville, CO (US)

CH 686 113 1/1996  
DE 88 15 261.8 3/1989  
(Continued)

(\*\*) Term: **14 Years**

**OTHER PUBLICATIONS**

(21) Appl. No.: **29/521,692**

Product Catalog—vol. 9, Brasseler USA, Case 0:11-cv-01404-  
MJD-FLN Document 40-3 Filed Nov. 18, 2011—7 pgs.

(22) Filed: **Mar. 25, 2015**

(Continued)

(51) **LOC (10) Cl.** ..... **24-02**

(52) **U.S. Cl.**  
USPC ..... **D24/146**

(58) **Field of Classification Search**  
USPC ..... D24/127, 133, 135, 144, 146, 147;  
606/29, 32, 33, 47, 48, 50, 81, 82, 171;  
600/414; 604/523

*Primary Examiner* — Ian Simmons  
*Assistant Examiner* — Samantha Q Lawrence  
(74) *Attorney, Agent, or Firm* — Dicke, Billig & Czaja,  
PLLC

See application file for complete search history.

(57) **CLAIM**

(56) **References Cited**

The ornamental design for a surgical tool, as shown and  
described.

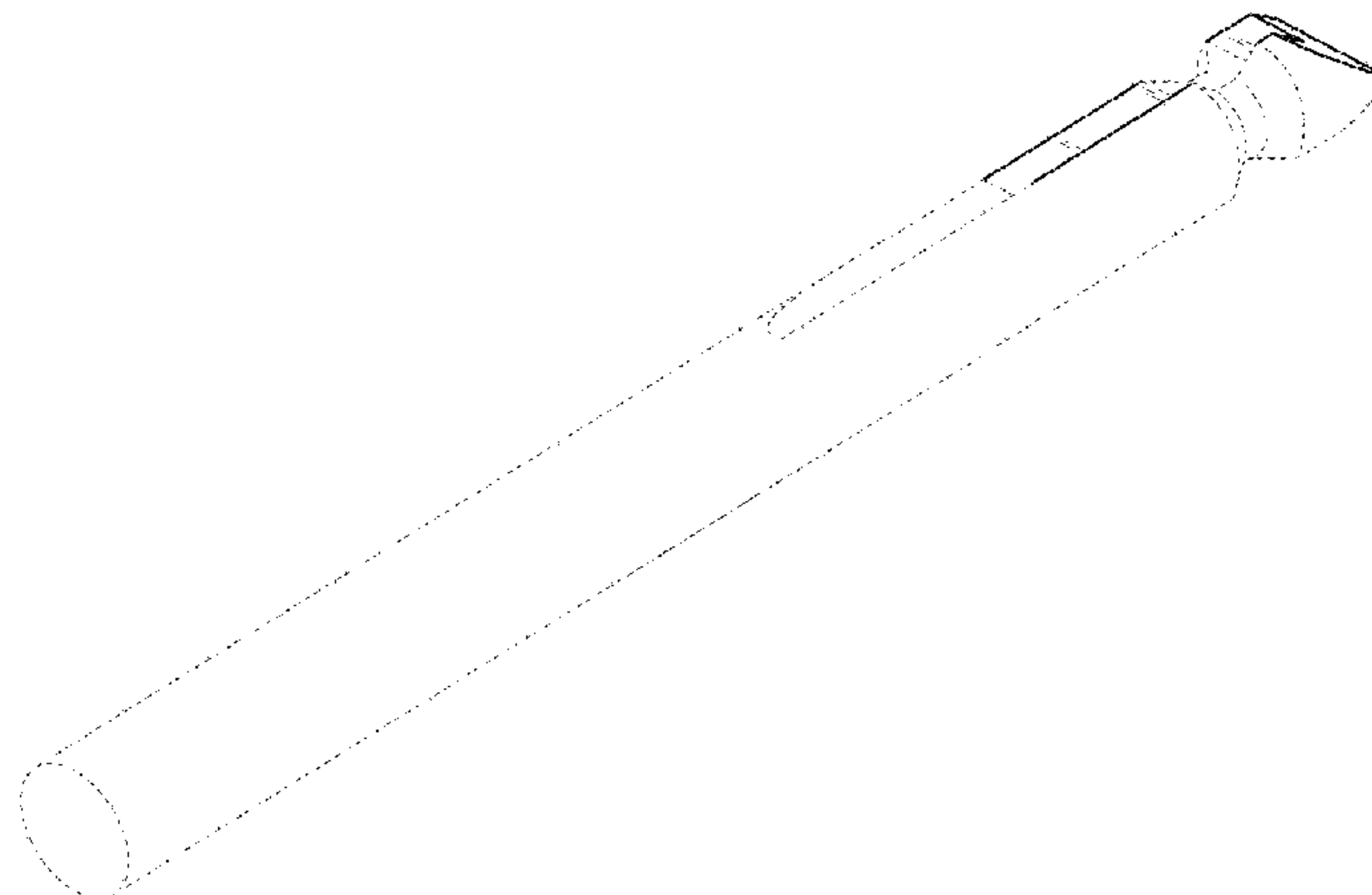
**U.S. PATENT DOCUMENTS**

**DESCRIPTION**

233,709 A	10/1880	Starr
288,676 A	11/1883	Stearns
1,043,098 A	11/1912	Gross
1,053,709 A	2/1913	Collins
1,112,349 A	9/1914	Barnes
1,209,362 A	12/1916	Turner
1,539,439 A	5/1925	Smith
1,862,337 A	6/1932	Emrick
2,477,058 A	7/1949	Harborne et al.
2,512,033 A	6/1950	Metz
2,522,388 A	9/1950	Madsen
2,596,594 A	5/1952	Petre
2,682,184 A	6/1954	Szarkowski
2,726,872 A	12/1955	Onsrud
2,773,693 A	12/1956	Chittenden
3,043,634 A	7/1962	Coley
3,136,347 A	6/1964	Linguist

FIG. 1 is an isometric view of a surgical tool of the present  
invention.  
FIG. 2 is a left side plan view of the surgical tool.  
FIG. 3 is a right side plan view of the surgical tool.  
FIG. 4 is a top plan view of the surgical tool.  
FIG. 5 is a bottom plan view of the surgical tool.  
FIG. 6 is a rear plan view of the surgical tool; and,  
FIG. 7 is a front plan view of the surgical tool.  
The broken lines shown in FIGS. 1-7 illustrate portions of  
the surgical tool that form no part of the claimed design.

**1 Claim, 6 Drawing Sheets**



(56)

References Cited

U.S. PATENT DOCUMENTS

4,035,100 A 7/1977 Kruger et al.  
 4,047,722 A 9/1977 Nielsen et al.  
 4,078,593 A 3/1978 Benitz  
 4,107,949 A 8/1978 Wanner et al.  
 4,123,074 A 10/1978 Wanner  
 4,146,240 A 3/1979 Nielsen  
 4,185,383 A 1/1980 Heimke et al.  
 4,378,053 A 3/1983 Simpson  
 4,502,734 A 3/1985 Allen  
 4,512,692 A 4/1985 Nielsen et al.  
 4,565,472 A 1/1986 Brennsteiner et al.  
 4,594,036 A 6/1986 Hogenhout  
 4,655,651 A 4/1987 Hunger et al.  
 4,823,468 A 4/1989 Kollegger  
 4,830,000 A 5/1989 Shutt  
 4,917,274 A 4/1990 Asa et al.  
 5,009,440 A 4/1991 Manschitz  
 5,116,353 A 5/1992 Green  
 5,203,654 A 4/1993 Henderson  
 5,256,147 A 10/1993 Vidal et al.  
 5,263,786 A 11/1993 Kageyama  
 5,286,145 A 2/1994 Kleine  
 5,352,234 A 10/1994 Scott  
 5,382,249 A 1/1995 Fletcher  
 5,421,682 A 6/1995 Obermeier et al.  
 5,439,005 A 8/1995 Vaughn  
 5,487,626 A 1/1996 Von Holst et al.  
 5,499,985 A 3/1996 Hein et al.  
 5,505,737 A 4/1996 Gosselin et al.  
 5,549,634 A 8/1996 Scott et al.  
 5,569,256 A 10/1996 Vaughn et al.  
 D377,982 S 2/1997 Walen  
 5,601,560 A 2/1997 Del Rio et al.  
 5,634,933 A 6/1997 McCombs et al.  
 5,697,158 A 12/1997 Klinzing et al.  
 5,720,749 A 2/1998 Rupp  
 5,735,535 A 4/1998 McCombs et al.  
 5,741,263 A 4/1998 Umber et al.  
 5,782,836 A 7/1998 Umber et al.  
 5,810,802 A 9/1998 Panescu et al.  
 5,833,704 A 11/1998 McCombs et al.  
 5,893,851 A 4/1999 Umber et al.  
 5,928,241 A 7/1999 Menut et al.  
 5,941,891 A 8/1999 Walen  
 5,989,257 A 11/1999 Tidwell et al.  
 6,000,940 A 12/1999 Buss et al.  
 6,007,541 A 12/1999 Scott  
 6,062,575 A 5/2000 Mickel et al.  
 6,209,886 B1 4/2001 Estes et al.  
 6,261,035 B1 7/2001 Moores et al.  
 6,267,763 B1 7/2001 Castro  
 6,290,525 B1 9/2001 Jacobi  
 6,409,221 B1 6/2002 Robinson et al.  
 6,447,484 B1 9/2002 Briscoe et al.  
 6,607,533 B2 8/2003 Del Rio et al.  
 6,612,588 B2 9/2003 Ostermeier et al.  
 6,688,610 B2 2/2004 Huggins et al.  
 6,723,101 B2 4/2004 Fletcher et al.  
 6,733,218 B2 5/2004 Del Rio et al.  
 D492,412 S 6/2004 Desoutter et al.  
 6,746,153 B2 6/2004 Del Rio et al.  
 6,780,189 B2 8/2004 Tidwell et al.  
 6,811,190 B1 11/2004 Ray et al.  
 7,001,391 B2 2/2006 Estes et al.  
 7,011,661 B2 3/2006 Riedel et al.  
 7,066,940 B2 6/2006 Riedel et al.  
 D536,791 S 2/2007 Eskridge et al.  
 7,261,169 B2 8/2007 Kleine et al.  
 7,374,375 B2 5/2008 Kleine et al.  
 7,429,154 B2 9/2008 Kleine et al.  
 7,465,309 B2 12/2008 Walen  
 7,488,327 B2 2/2009 Rathbun et al.  
 7,497,860 B2 3/2009 Carusillo et al.  
 7,549,992 B2 6/2009 Shores et al.  
 7,559,927 B2 7/2009 Shores et al.

D609,810 S \* 2/2010 Cote ..... D24/133  
 7,669,308 B2 3/2010 Oshnock et al.  
 7,691,106 B2 4/2010 Schenberger et al.  
 7,722,054 B2 5/2010 Young  
 D617,900 S \* 6/2010 Kingsley ..... D24/146  
 D617,901 S \* 6/2010 Unger ..... D24/146  
 D617,902 S \* 6/2010 Twomey ..... D24/146  
 D617,903 S \* 6/2010 Unger ..... D24/146  
 7,766,585 B2 8/2010 Vasudeva et al.  
 D631,962 S 2/2011 Dorman  
 D636,082 S 4/2011 Cote et al.  
 7,922,720 B2 4/2011 May et al.  
 D641,468 S \* 7/2011 Ruiz, Sr. .... D24/133  
 8,043,292 B2 10/2011 Carusillo  
 D648,021 S 11/2011 Dorman  
 D666,294 S \* 8/2012 Miles ..... D24/135  
 8,361,068 B2 1/2013 McClurken  
 8,419,760 B2 4/2013 Wiebe, III  
 8,518,065 B2 8/2013 Shores et al.  
 D692,134 S 10/2013 Lee-Sepsick  
 8,597,316 B2 12/2013 McCombs  
 8,702,710 B2 4/2014 Carusillo  
 8,801,713 B2 8/2014 Del Rio et al.  
 8,893,820 B2 11/2014 Barhitte et al.  
 D728,098 S 4/2015 Schad et al.  
 D728,099 S 4/2015 Schad et al.  
 D744,650 S 12/2015 Catron et al.  
 D746,457 S 12/2015 Swick et al.  
 D747,477 S \* 1/2016 Freigang ..... D24/133  
 D753,826 S \* 4/2016 Eggeling ..... D24/147  
 2002/0105149 A1 8/2002 Karst  
 2002/0151902 A1 10/2002 Riedel et al.  
 2002/0171208 A1 11/2002 Lechot et al.  
 2003/0097133 A1 5/2003 Green et al.  
 2003/0140743 A1 7/2003 Ofentavsek  
 2003/0163134 A1 8/2003 Riedel et al.  
 2003/0229351 A1 12/2003 Tidwell et al.  
 2005/0027282 A1 2/2005 Schweikert et al.  
 2005/0072007 A1 4/2005 Proulx  
 2005/0232715 A1 10/2005 Baumann et al.  
 2006/0053974 A1 3/2006 Blust et al.  
 2007/0172321 A1 7/2007 Nagai  
 2007/0282329 A1 \* 12/2007 Kawano ..... A61B 18/1445  
 606/48  
 2008/0033280 A1 2/2008 Lubock et al.  
 2009/0024129 A1 1/2009 Gordon et al.  
 2009/0312779 A1 12/2009 Boykin et al.  
 2010/0063524 A1 3/2010 McCombs  
 2010/0076477 A1 \* 3/2010 Jezierski ..... A61B 17/1631  
 606/180  
 2011/0022069 A1 1/2011 Mitusina  
 2011/0190803 A1 8/2011 To et al.  
 2011/0218562 A1 9/2011 Viola et al.  
 2011/0238070 A1 9/2011 Santangelo et al.  
 2011/0270293 A1 11/2011 Malla et al.  
 2011/0270294 A1 11/2011 Rubin  
 2012/0070220 A1 \* 3/2012 Ruiz, Sr. .... A61B 17/00491  
 401/134  
 2013/0110147 A1 5/2013 Dame  
 2013/0116659 A1 5/2013 Porter  
 2013/0138096 A1 5/2013 Benn  
 2013/0144267 A1 6/2013 Chan et al.  
 2013/0296848 A1 11/2013 Allen, IV et al.  
 2014/0056656 A1 2/2014 Bae et al.  
 2014/0124231 A1 5/2014 Hessenberger et al.  
 2014/0163558 A1 6/2014 Cosgrove et al.  
 2014/0336654 A1 11/2014 Pilgeram  
 2014/0350561 A1 11/2014 Dacosta et al.  
 2014/0371752 A1 12/2014 Anderson

FOREIGN PATENT DOCUMENTS

DE 102012101259 8/2013  
 EP 0293327 11/1988  
 EP 0216354 7/1991  
 EP 1101459 2/2006  
 EP 1289714 8/2008  
 EP 1514034 10/2011  
 FR 1330849 6/1963

(56)

**References Cited**

FOREIGN PATENT DOCUMENTS

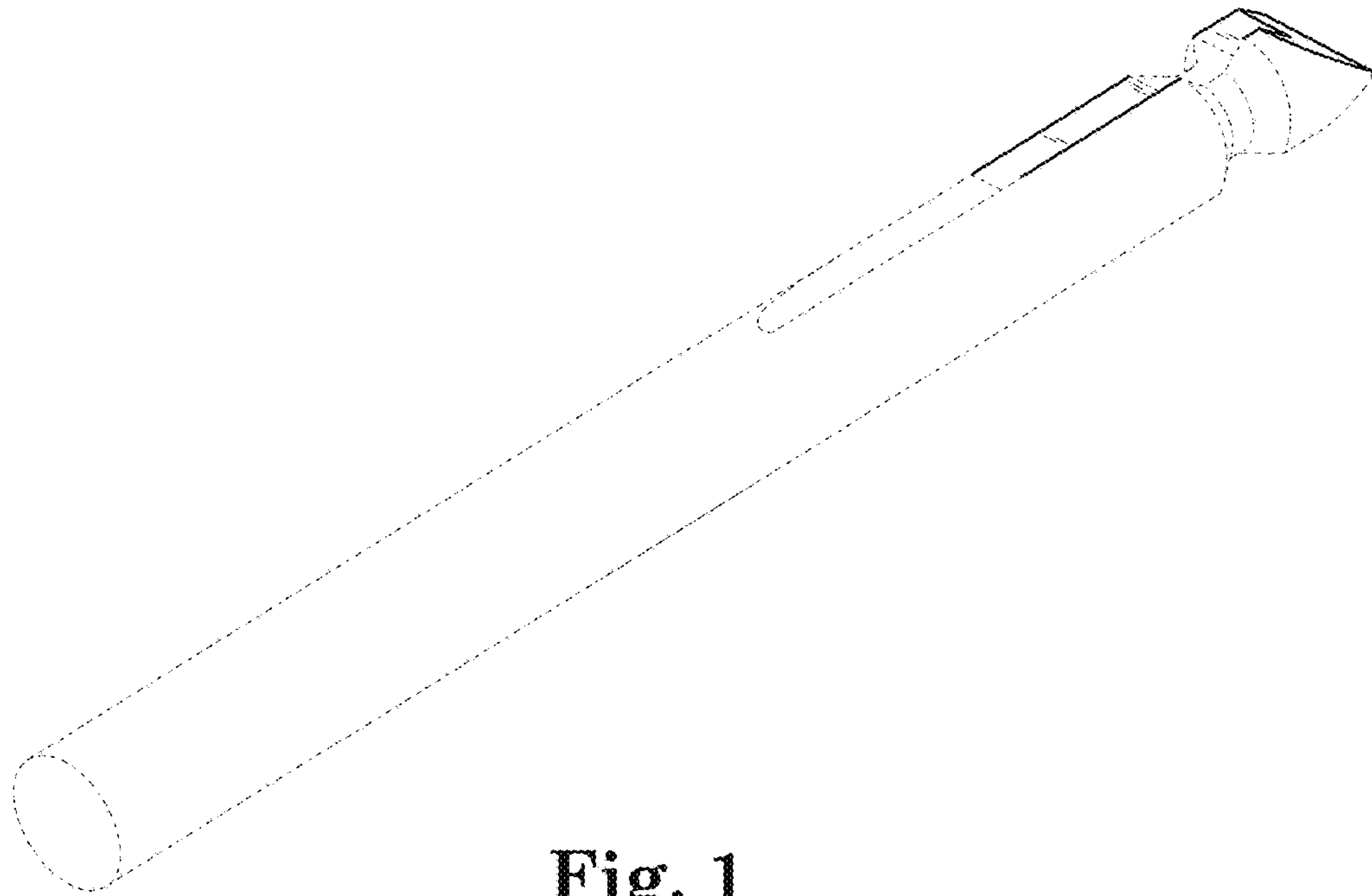
GB	2129730	5/1984
RU	2077275	4/1997
WO	9608343	3/1996
WO	01/66024	9/2001
WO	01/89769	11/2001
WO	2014/037134	3/2014
WO	2014/176060	10/2014

OTHER PUBLICATIONS

International Search Report and Written Opinion for International Application No. PCT/US2016/018686 dated Jul. 22, 2016 (17 pgs).

\* cited by examiner






**Fig. 1**



**Fig. 2**



**Fig. 3**

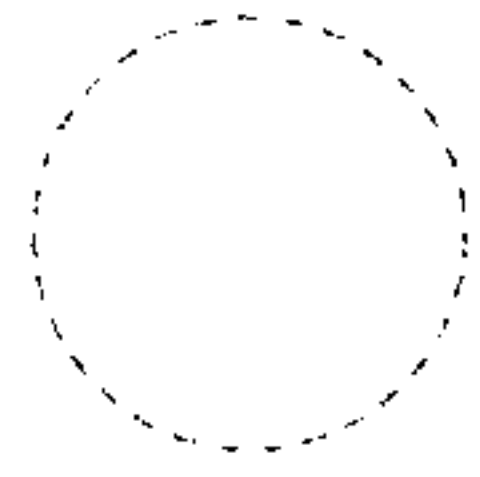


**Fig. 4**

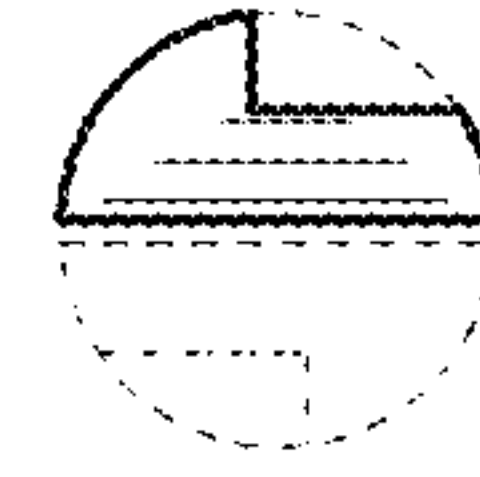


**Fig. 5**





**Fig. 6**



**Fig. 7**