



US00D800906S

(12) **United States Design Patent** (10) **Patent No.:** **US D800,906 S**
Cihak (45) **Date of Patent:** **** Oct. 24, 2017**

(54) **SURGICAL TOOL**
(71) Applicant: **MEDTRONIC PS MEDICAL, INC.**,
Louisville, CO (US)

3,589,826 A 6/1971 Fenn
3,637,225 A 1/1972 Schmuck
3,835,858 A 9/1974 Hagen
(Continued)

(72) Inventor: **Paul Cihak**, Eules, TX (US)

FOREIGN PATENT DOCUMENTS

(73) Assignee: **Medtronic PS Medical, Inc.**,
Louisville, CO (US)

CH 686 113 1/1996
DE 88 15 261.8 3/1989
(Continued)

(**) Term: **14 Years**

OTHER PUBLICATIONS

(21) Appl. No.: **29/521,688**

Product Catalog—vol. 9, Brasseler USA, Case 0:11-cv-01404-
MJD-FLN Document 40-3 Filed Nov. 18, 2011—7 pgs.

(22) Filed: **Mar. 25, 2015**

(Continued)

(51) **LOC (10) Cl.** **24-02**

(52) **U.S. Cl.**
USPC **D24/146**

(58) **Field of Classification Search**
USPC D24/127, 133, 135, 144, 146, 147;
606/29, 32, 33, 47, 48, 50, 81, 82, 171;
600/414; 604/523

Primary Examiner — Ian Simmons
Assistant Examiner — Samantha Q Lawrence
(74) *Attorney, Agent, or Firm* — Dicke, Billig & Czaja,
PLLC

See application file for complete search history.

(57) **CLAIM**

(56) **References Cited**

The ornamental design for a surgical tool, as shown and
described.

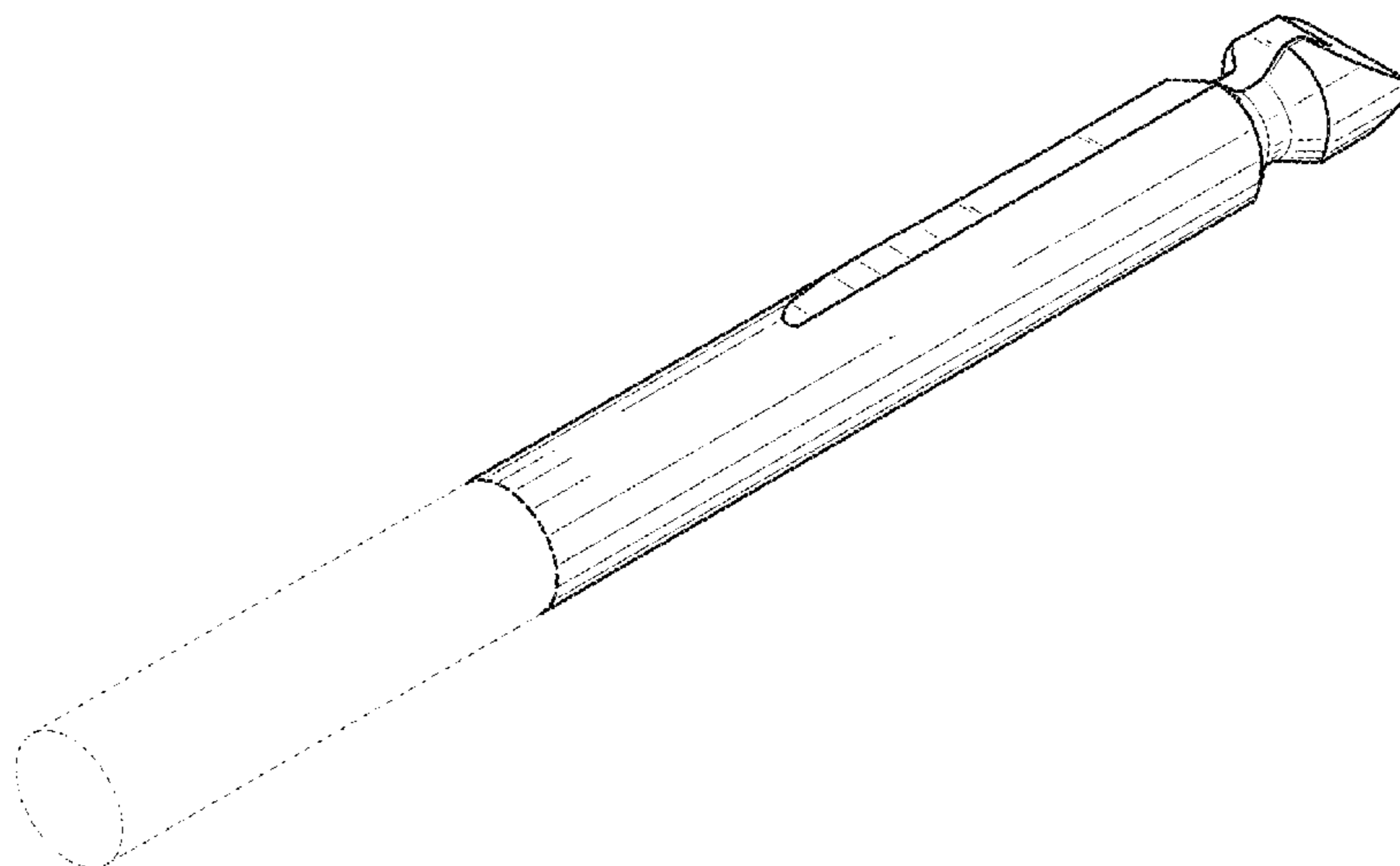
U.S. PATENT DOCUMENTS

DESCRIPTION

| | | |
|-------------|---------|-----------------|
| 233,709 A | 10/1880 | Starr |
| 288,676 A | 11/1883 | Stearns |
| 1,043,098 A | 11/1912 | Gross |
| 1,053,709 A | 2/1913 | Collins |
| 1,112,349 A | 9/1914 | Barnes |
| 1,209,362 A | 12/1916 | Turner |
| 1,539,439 A | 5/1925 | Smith |
| 1,862,337 A | 6/1932 | Emrick |
| 2,477,058 A | 7/1949 | Harborne et al. |
| 2,512,033 A | 6/1950 | Metz |
| 2,522,388 A | 9/1950 | Madsen |
| 2,596,594 A | 5/1952 | Petre |
| 2,682,184 A | 6/1954 | Szarkowski |
| 2,726,872 A | 12/1955 | Onsrud |
| 2,773,693 A | 12/1956 | Chittenden |
| 3,043,634 A | 7/1962 | Coley |
| 3,136,347 A | 6/1964 | Linguist |

FIG. 1 is an isometric view of a surgical tool of the present
invention.
FIG. 2 is a left side plan view of the surgical tool.
FIG. 3 is a right side plan view of the surgical tool.
FIG. 4 is a top plan view of the surgical tool.
FIG. 5 is a bottom plan view of the surgical tool.
FIG. 6 is a rear plan view of the surgical tool; and,
FIG. 7 is a front plan view of the surgical tool.
The broken lines shown in FIGS. 1-7 illustrate portions of
the surgical tool that form no part of the claimed design.

1 Claim, 6 Drawing Sheets



(56)

References Cited

U.S. PATENT DOCUMENTS

4,035,100 A 7/1977 Kruger et al.
 4,047,722 A 9/1977 Nielsen et al.
 4,078,593 A 3/1978 Benitz
 4,107,949 A 8/1978 Wanner et al.
 4,123,074 A 10/1978 Wanner
 4,146,240 A 3/1979 Nielsen
 4,185,383 A 1/1980 Heimke et al.
 4,378,053 A 3/1983 Simpson
 4,502,734 A 3/1985 Allen
 4,512,692 A 4/1985 Nielsen et al.
 4,565,472 A 1/1986 Brennsteiner et al.
 4,594,036 A 6/1986 Hogenhout
 4,655,651 A 4/1987 Hunger et al.
 4,823,468 A 4/1989 Kollegger
 4,830,000 A 5/1989 Shutt
 4,917,274 A 4/1990 Asa et al.
 5,009,440 A 4/1991 Manschitz
 5,116,353 A 5/1992 Green
 5,203,654 A 4/1993 Henderson
 5,256,147 A 10/1993 Vidal et al.
 5,263,786 A 11/1993 Kageyama
 5,286,145 A 2/1994 Kleine
 5,352,234 A 10/1994 Scott
 5,382,249 A 1/1995 Fletcher
 5,421,682 A 6/1995 Obermeier et al.
 5,439,005 A 8/1995 Vaughn
 5,487,626 A 1/1996 Von Holst et al.
 5,499,985 A 3/1996 Hein et al.
 5,505,737 A 4/1996 Gosselin et al.
 5,549,634 A 8/1996 Scott et al.
 5,569,256 A 10/1996 Vaughn et al.
 D377,982 S 2/1997 Walen
 5,601,560 A 2/1997 Del Rio et al.
 5,634,933 A 6/1997 McCombs et al.
 5,697,158 A 12/1997 Klinzing et al.
 5,720,749 A 2/1998 Rupp
 5,735,535 A 4/1998 McCombs et al.
 5,741,263 A 4/1998 Umber et al.
 5,782,836 A 7/1998 Umber et al.
 5,810,802 A 9/1998 Panescu et al.
 5,833,704 A 11/1998 McCombs et al.
 5,893,851 A 4/1999 Umber et al.
 5,928,241 A 7/1999 Menut et al.
 5,941,891 A 8/1999 Walen
 5,989,257 A 11/1999 Tidwell et al.
 6,000,940 A 12/1999 Buss et al.
 6,007,541 A 12/1999 Scott
 6,062,575 A 5/2000 Mickel et al.
 6,209,886 B1 4/2001 Estes et al.
 6,261,035 B1 7/2001 Moores et al.
 6,267,763 B1 7/2001 Castro
 6,290,525 B1 9/2001 Jacobi
 6,409,221 B1 6/2002 Robinson et al.
 6,447,484 B1 9/2002 Briscoe et al.
 6,607,533 B2 8/2003 Del Rio et al.
 6,612,588 B2 9/2003 Ostermeier et al.
 6,688,610 B2 2/2004 Huggins et al.
 6,723,101 B2 4/2004 Fletcher et al.
 6,733,218 B2 5/2004 Del Rio et al.
 D492,412 S 6/2004 Desoutter et al.
 6,746,153 B2 6/2004 Del Rio et al.
 6,780,189 B2 8/2004 Tidwell et al.
 6,811,190 B1 11/2004 Ray et al.
 7,001,391 B2 2/2006 Estes et al.
 7,011,661 B2 3/2006 Riedel et al.
 7,066,940 B2 6/2006 Riedel et al.
 D536,791 S 2/2007 Eskridge et al.
 7,261,169 B2 8/2007 Kleine et al.
 7,374,375 B2 5/2008 Kleine et al.
 7,429,154 B2 9/2008 Kleine et al.
 7,465,309 B2 12/2008 Walen
 7,488,327 B2 2/2009 Rathbun et al.
 7,497,860 B2 3/2009 Carusillo et al.
 7,549,992 B2 6/2009 Shores et al.
 7,559,927 B2 7/2009 Shores et al.

D609,810 S * 2/2010 Cote D24/133
 7,669,308 B2 3/2010 Oshnock et al.
 7,691,106 B2 4/2010 Schenberger et al.
 7,722,054 B2 5/2010 Young
 D617,900 S * 6/2010 Kingsley D24/146
 D617,901 S * 6/2010 Unger D24/146
 D617,902 S * 6/2010 Twomey D24/146
 D617,903 S * 6/2010 Unger D24/146
 7,766,585 B2 8/2010 Vasudeva et al.
 D631,962 S 2/2011 Dorman
 D636,082 S 4/2011 Cote et al.
 7,922,720 B2 4/2011 May et al.
 D641,468 S * 7/2011 Ruiz, Sr. D24/133
 8,043,292 B2 10/2011 Carusillo
 D648,021 S 11/2011 Dorman
 D666,294 S * 8/2012 Miles D24/135
 8,361,068 B2 1/2013 McClurken
 8,419,760 B2 4/2013 Wiebe, III
 8,518,065 B2 8/2013 Shores et al.
 D692,134 S 10/2013 Lee-Sepsick
 8,597,316 B2 12/2013 McCombs
 8,702,710 B2 4/2014 Carusillo
 8,801,713 B2 8/2014 Del Rio et al.
 8,893,820 B2 11/2014 Barhitte et al.
 D728,098 S 4/2015 Schad et al.
 D728,099 S 4/2015 Schad et al.
 D744,650 S 12/2015 Catron et al.
 D746,457 S 12/2015 Swick et al.
 D747,477 S * 1/2016 Freigang D24/133
 D753,826 S * 4/2016 Eggeling D24/147
 2002/0105149 A1 8/2002 Karst
 2002/0151902 A1 10/2002 Riedel et al.
 2002/0171208 A1 11/2002 Lechot et al.
 2003/0097133 A1 5/2003 Green et al.
 2003/0140743 A1 7/2003 Ofentavsek
 2003/0163134 A1 8/2003 Riedel et al.
 2003/0229351 A1 12/2003 Tidwell et al.
 2005/0027282 A1 2/2005 Schweikert et al.
 2005/0072007 A1 4/2005 Proulx
 2005/0232715 A1 10/2005 Baumann et al.
 2006/0053974 A1 3/2006 Blust et al.
 2007/0172321 A1 7/2007 Nagai
 2007/0282329 A1 * 12/2007 Kawano A61B 18/1445
 606/48
 2008/0033280 A1 2/2008 Lubock et al.
 2009/0024129 A1 1/2009 Gordon et al.
 2009/0312779 A1 12/2009 Boykin et al.
 2010/0063524 A1 3/2010 McCombs
 2010/0076477 A1 * 3/2010 Jezierski A61B 17/1631
 606/180
 2011/0022069 A1 1/2011 Mitusina
 2011/0190803 A1 8/2011 To et al.
 2011/0218562 A1 9/2011 Viola et al.
 2011/0238070 A1 9/2011 Santangelo et al.
 2011/0270293 A1 11/2011 Malla et al.
 2011/0270294 A1 11/2011 Rubin
 2012/0070220 A1 * 3/2012 Ruiz, Sr. A61B 17/00491
 401/134
 2013/0110147 A1 5/2013 Dame
 2013/0116659 A1 5/2013 Porter
 2013/0138096 A1 5/2013 Benn
 2013/0144267 A1 6/2013 Chan et al.
 2013/0296848 A1 11/2013 Allen, IV et al.
 2014/0056656 A1 2/2014 Bae et al.
 2014/0124231 A1 5/2014 Hessenberger et al.
 2014/0163558 A1 6/2014 Cosgrove et al.
 2014/0336654 A1 11/2014 Pilgeram
 2014/0350561 A1 11/2014 Dacosta et al.
 2014/0371752 A1 12/2014 Anderson

FOREIGN PATENT DOCUMENTS

DE 102012101259 8/2013
 EP 0293327 11/1988
 EP 0216354 7/1991
 EP 1101459 2/2006
 EP 1289714 8/2008
 EP 1514034 10/2011
 FR 1330849 6/1963

(56)

References Cited

FOREIGN PATENT DOCUMENTS

| | | |
|----|-------------|---------|
| GB | 2129730 | 5/1984 |
| RU | 2077275 | 4/1997 |
| WO | 9608343 | 3/1996 |
| WO | 01/66024 | 9/2001 |
| WO | 01/89769 | 11/2001 |
| WO | 2014/037134 | 3/2014 |
| WO | 2014/176060 | 10/2014 |

OTHER PUBLICATIONS

International Search Report and Written Opinion for International Application No. PCT/US2016/018686 dated Jul. 22, 2016 (17 pgs).

* cited by examiner

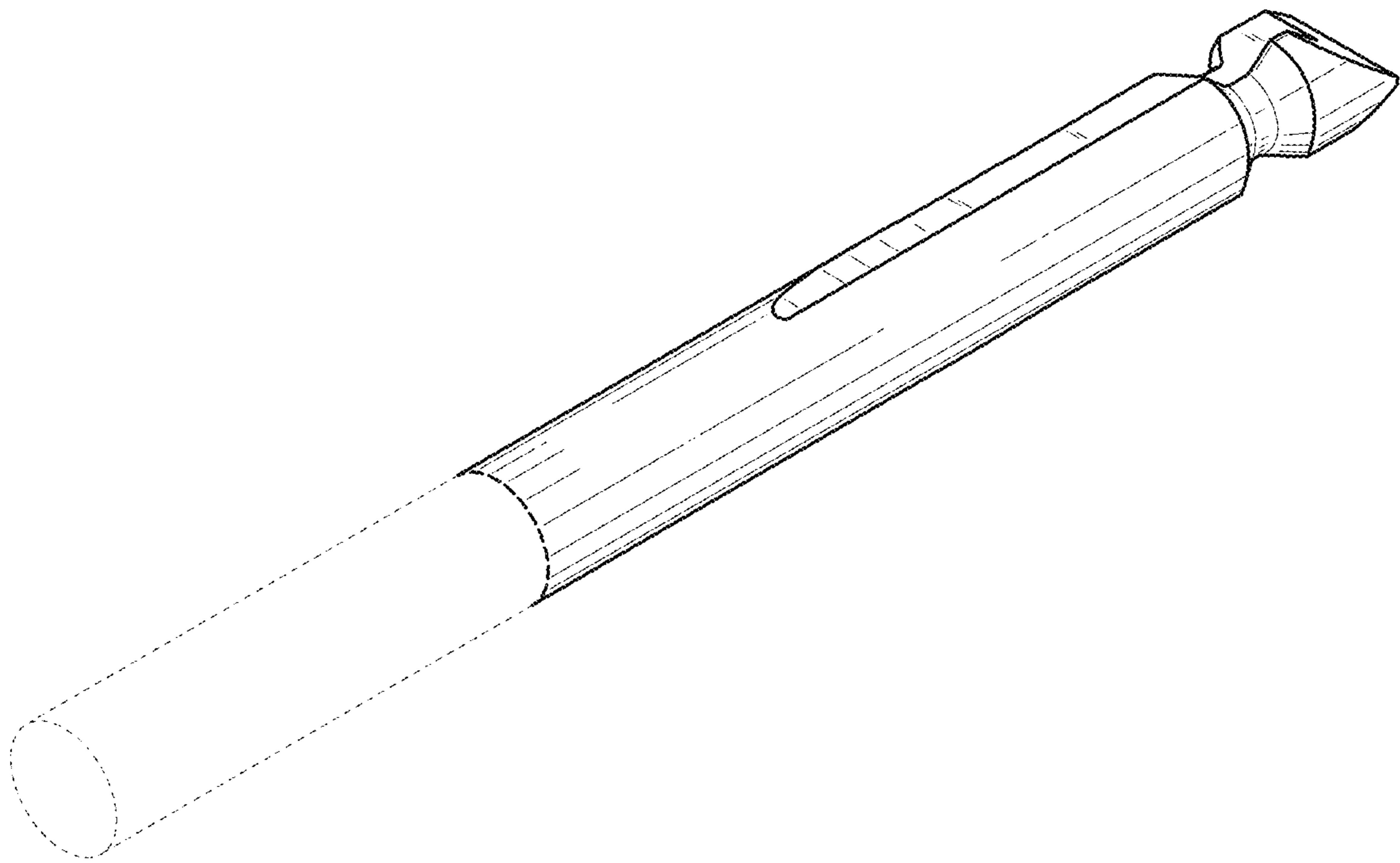


Fig. 1

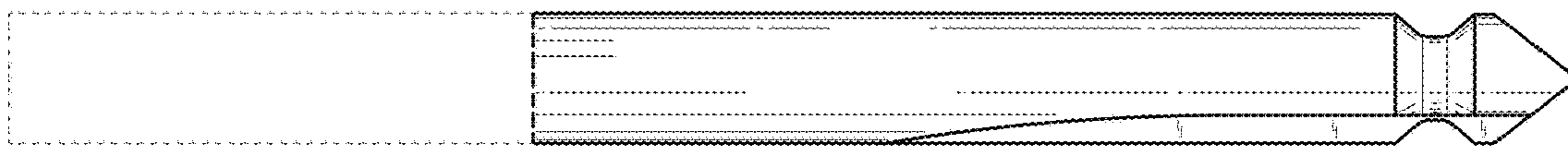


Fig. 2




Fig. 3




Fig. 4




Fig. 5

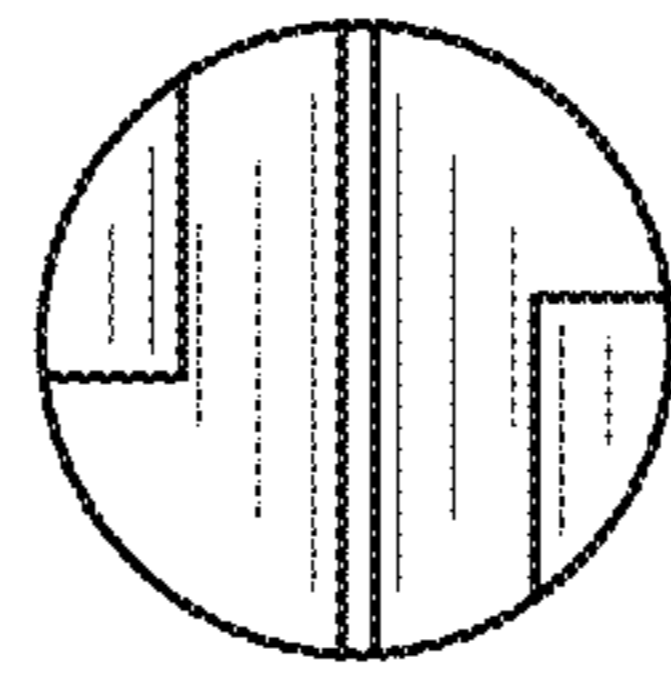


Fig. 7

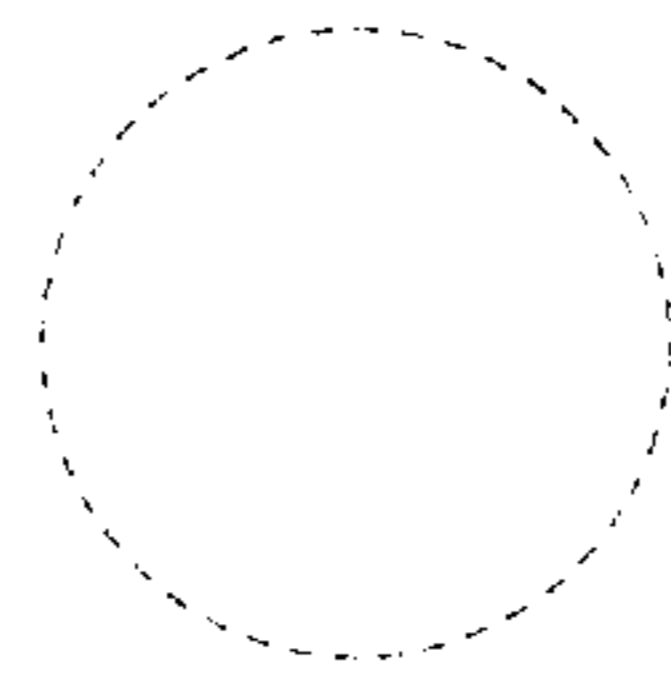


Fig. 6