



US00D800885S

(12) **United States Design Patent** (10) **Patent No.:** **US D800,885 S**
Chou (45) **Date of Patent:** **** Oct. 24, 2017**

(54) **AROMA DIFFUSER**
(71) Applicant: **Ming Jen Hsiao**, Miaoli County (TW)
(72) Inventor: **Cheng Yen Chou**, Taipei (TW)
(73) Assignee: **Ming Jen Hsiao**, Miaoli County (TW)
(**) Term: **15 Years**
(21) Appl. No.: **29/559,350**

D616,777 S * 6/2010 Jackson D10/114.5
D638,149 S * 5/2011 Vamos D26/3
D667,577 S * 9/2012 Wu D26/49
D696,763 S * 12/2013 Li D23/366
D702,090 S * 4/2014 Hogg D7/591
D755,361 S * 5/2016 Osborn D23/366
D772,391 S * 11/2016 Zimmerli D23/366
2003/0196357 A1* 10/2003 Knapp G09F 19/08
40/410
2014/0036475 A1* 2/2014 Gaines A61L 9/03
362/96

(Continued)

(22) Filed: **Mar. 28, 2016**
(51) **LOC (10) Cl.** **23-04**
(52) **U.S. Cl.**
USPC **D23/366**
(58) **Field of Classification Search**
USPC D23/355-369; 261/DIG. 17, DIG. 42,
261/DIG. 88, DIG. 65, DIG. 89; D28/5,
D28/6; D26/49; D10/1-29, 104.1, 111,
D10/114.5, 114.8, 120; D6/697; D99/19,
D99/28; D11/145; D30/108
CPC A61L 9/00; A61L 9/02; A61L 9/03; A61L
9/032; A61L 9/035; A61L 9/037; A61L
9/12; A61L 9/122; A61L 9/125; A61L
9/127; A01M 1/2077; A01K 63/003;
A01K 63/006; A24F 25/02; B05B 11/068;
C23C 16/4481
See application file for complete search history.

OTHER PUBLICATIONS

Amazon, Aromatherapy Ultrasonic Diffuser, no post date, [online],
[site visited on Jan. 11, 2017]. Available from Internet, <URL:
https://www.amazon.com/Serene-House-Aromatherapy-Ultrasonic-Diffuser/dp/B01M615T5B/ref=sr_1_6?ie=UTF8&qid=1484171552&sr=8-6&keywords=aromatherapy+dome>.*

Primary Examiner — Sheryl Lane
Assistant Examiner — Samantha Wood
(74) *Attorney, Agent, or Firm* — Chun-Ming Shih

(57) **CLAIM**

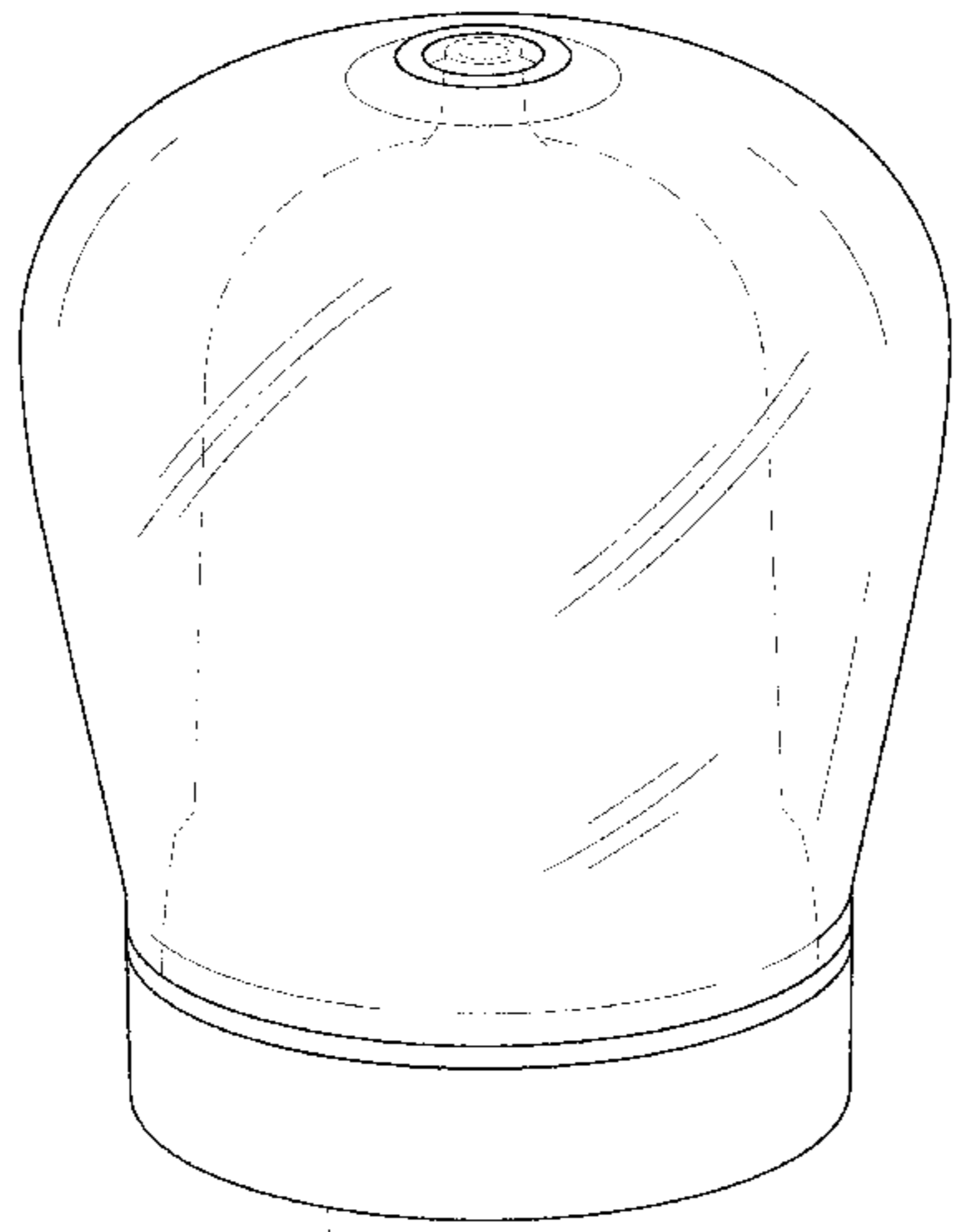
The ornamental design for an aroma diffuser, as shown and described.

DESCRIPTION

FIG. 1 is a perspective view of an aroma diffuser showing my new design;
FIG. 2 is a front view thereof;
FIG. 3 is a rear view thereof;
FIG. 4 is a right side view thereof;
FIG. 5 is a left side view thereof;
FIG. 6 is a top view thereof; and,
FIG. 7 is a bottom view thereof.
The broken lines showing portions of the aroma diffuser are included for the purpose of illustrating the portions of the article and form no part of the claimed design.

(56) **References Cited**
U.S. PATENT DOCUMENTS
D132,556 S * 5/1942 Carr D11/145
D170,158 S * 8/1953 Jones 47/69
D257,907 S * 1/1981 Hall D22/120
D370,704 S * 6/1996 Oberhoff D21/684
D384,142 S * 9/1997 Racinelli D23/366
D435,099 S * 12/2000 Clement D23/366
D440,360 S * 4/2001 Nysten D30/124
D499,820 S * 12/2004 Foo D26/2
D537,753 S * 3/2007 Belokin D11/145
D602,374 S * 10/2009 Gilliard, II D9/688
D612,924 S * 3/2010 Jorgensen D23/366

1 Claim, 7 Drawing Sheets



(56)

References Cited

U.S. PATENT DOCUMENTS

2015/0231297 A1* 8/2015 Gaines A61L 9/03
392/386

* cited by examiner

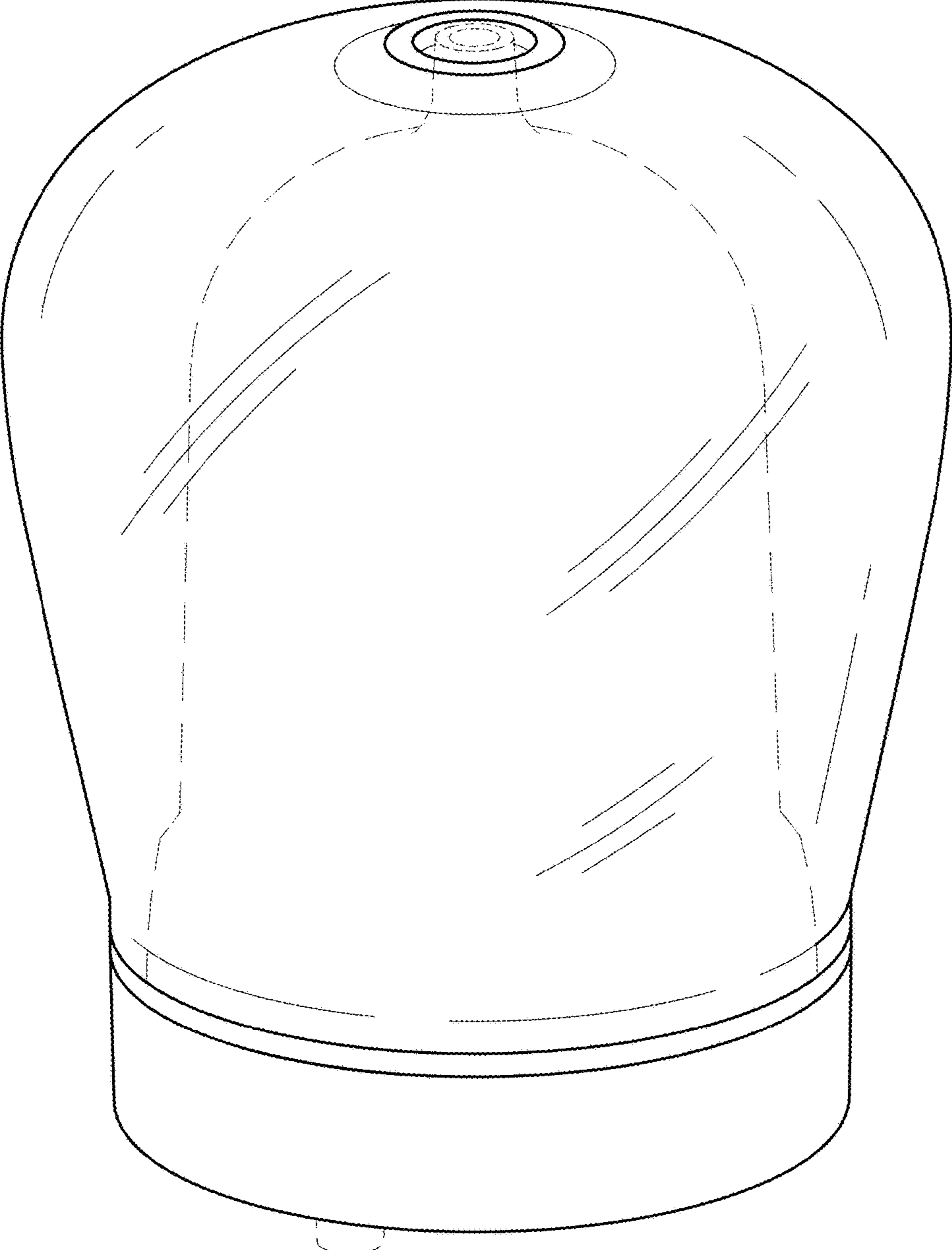


Fig. 1

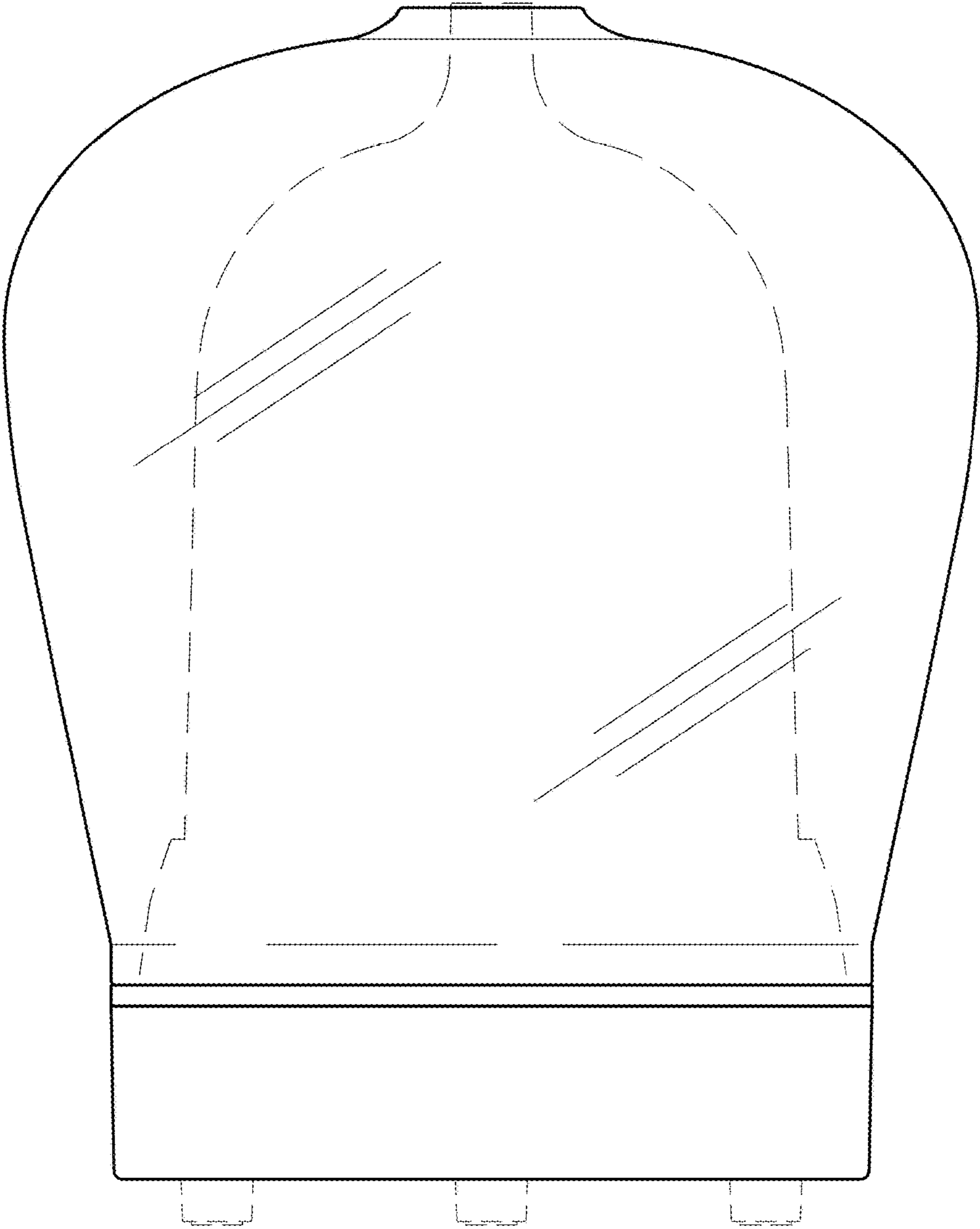


Fig. 2

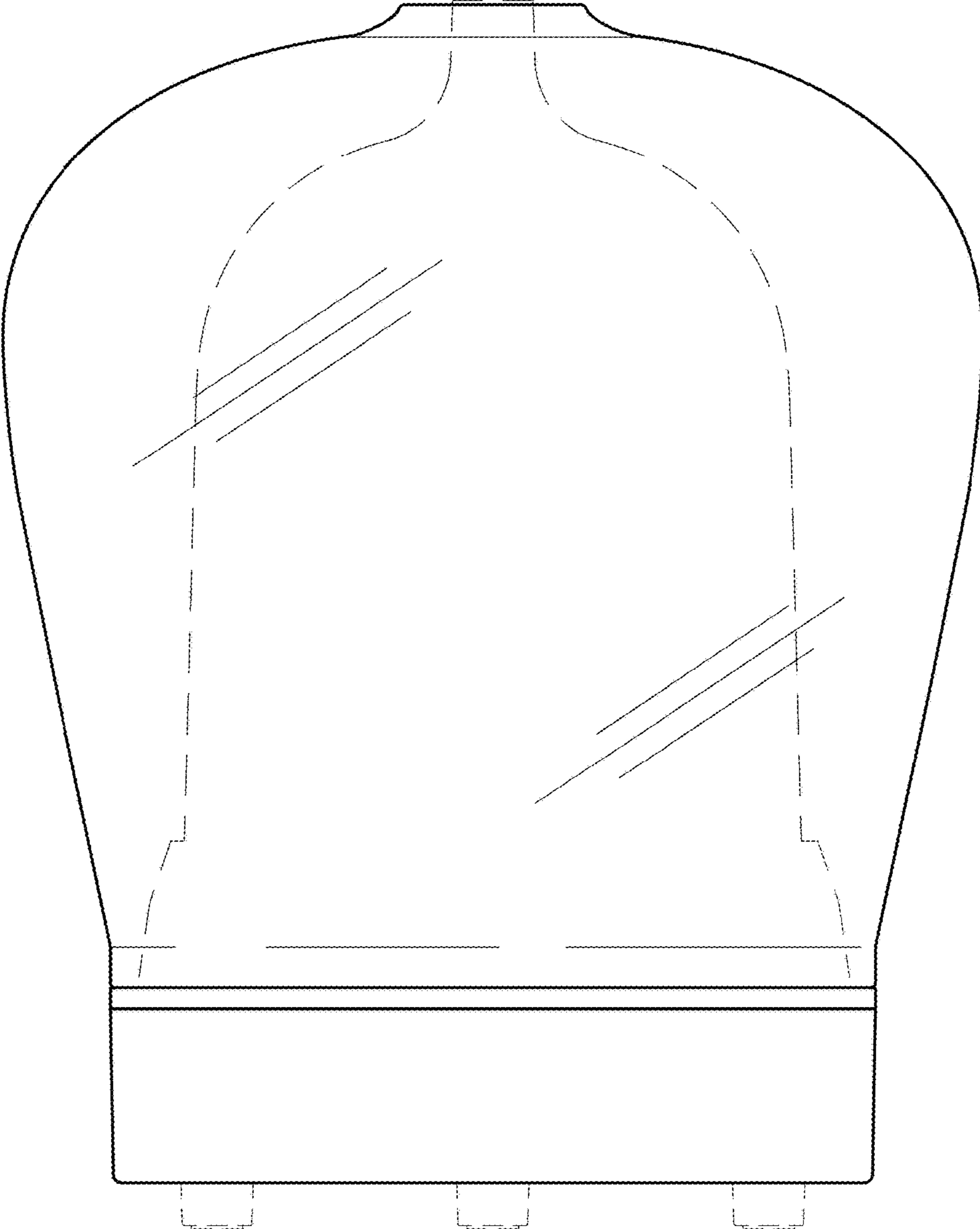


Fig. 3

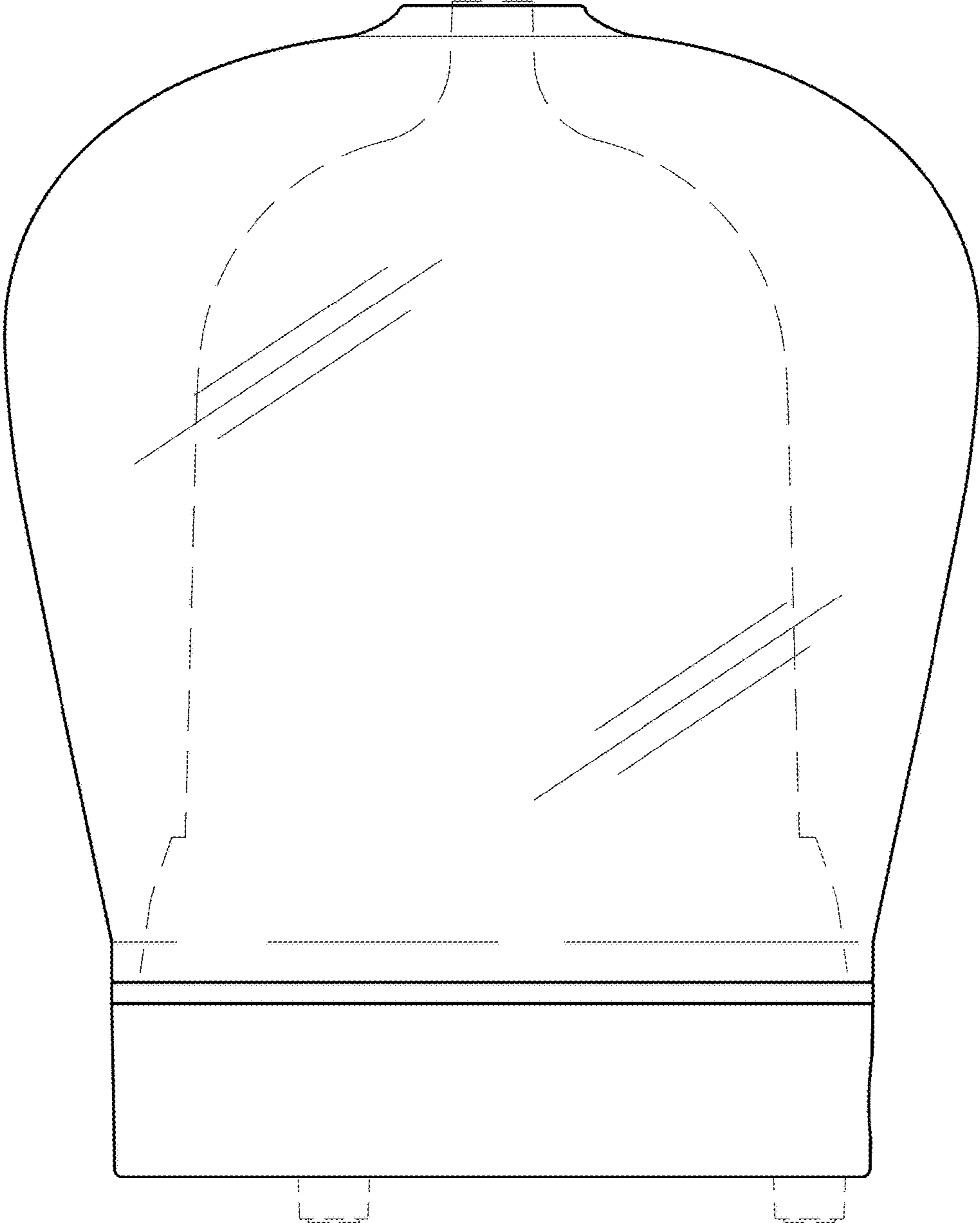


Fig. 4

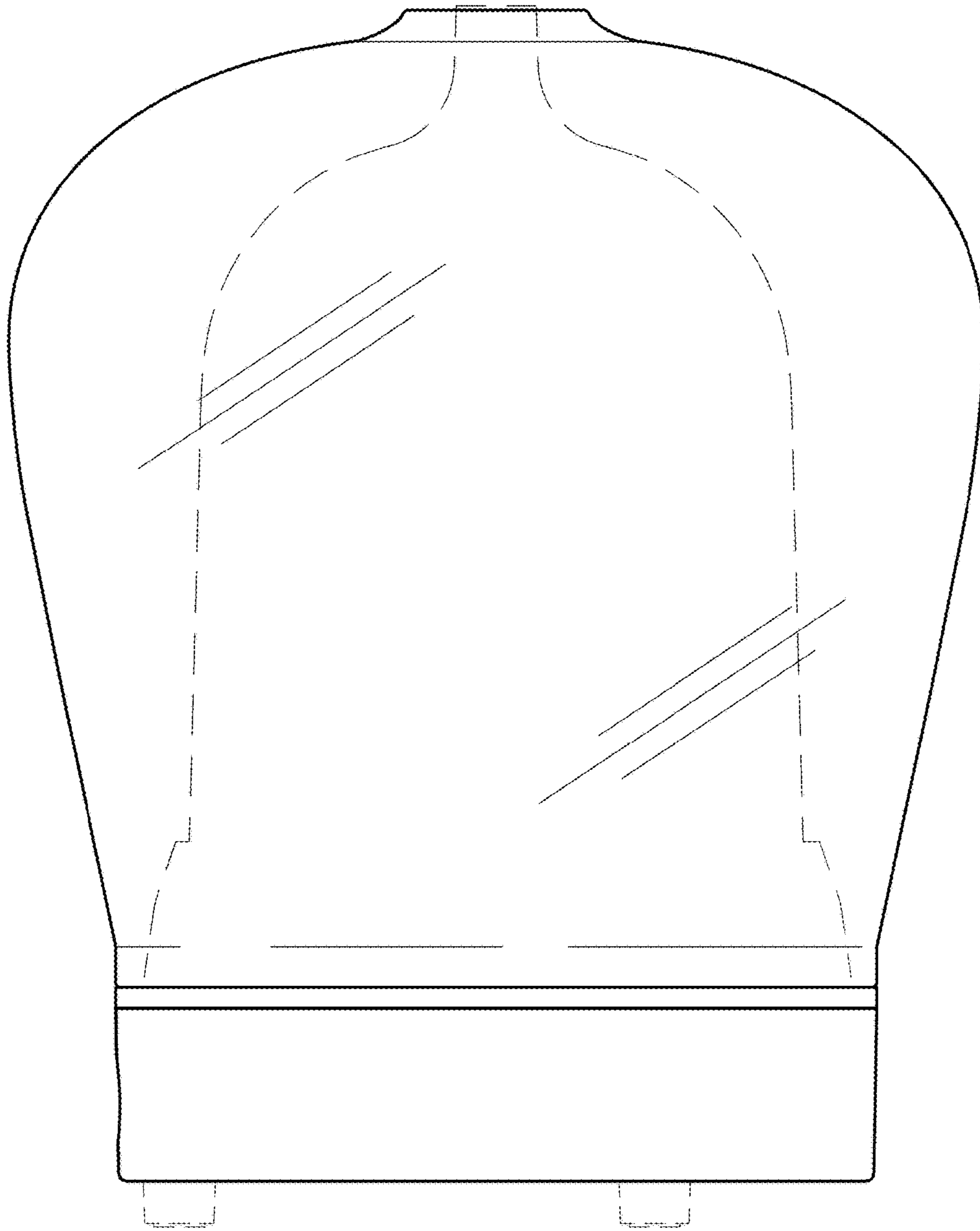


Fig. 5

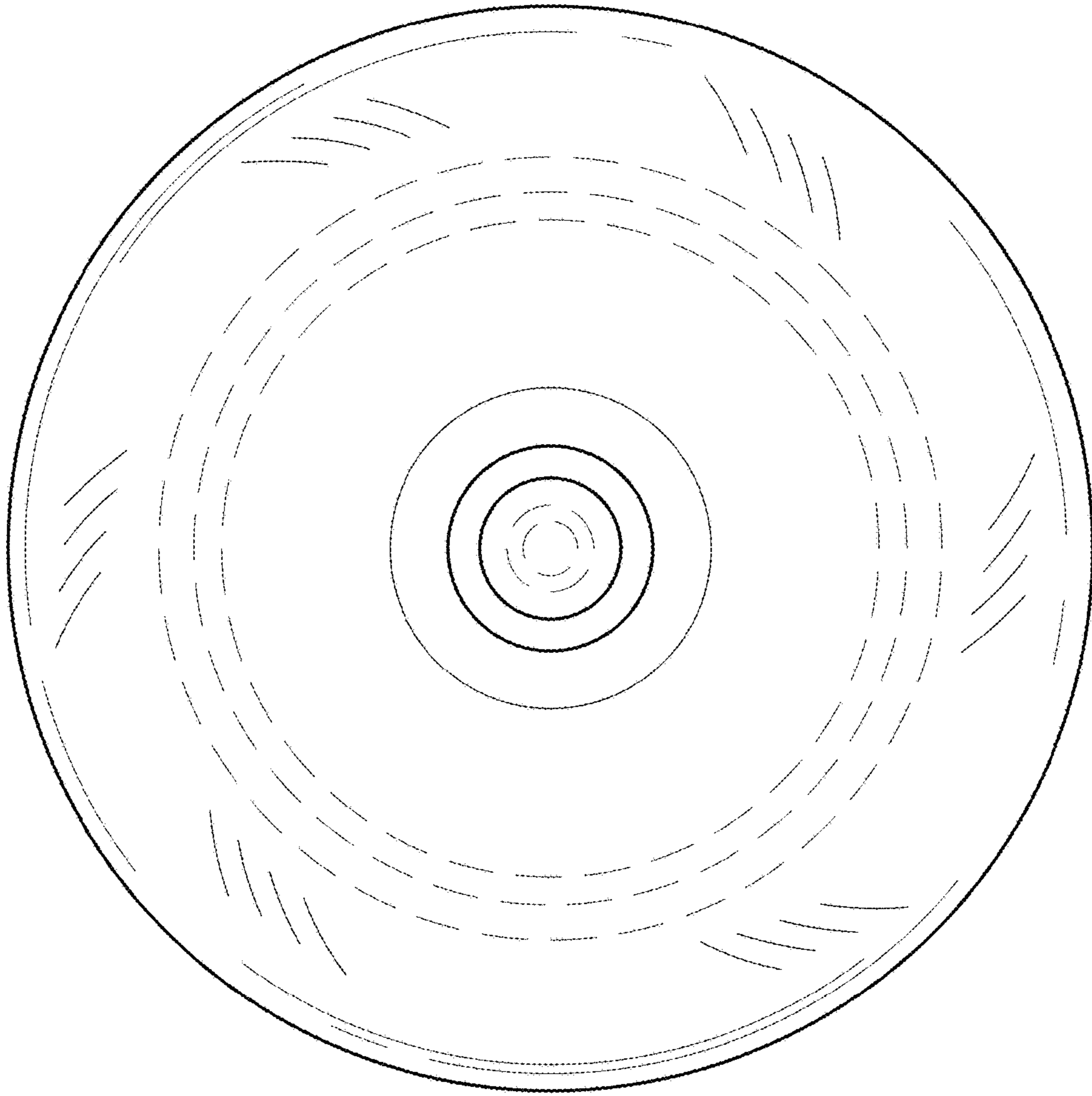


Fig. 6

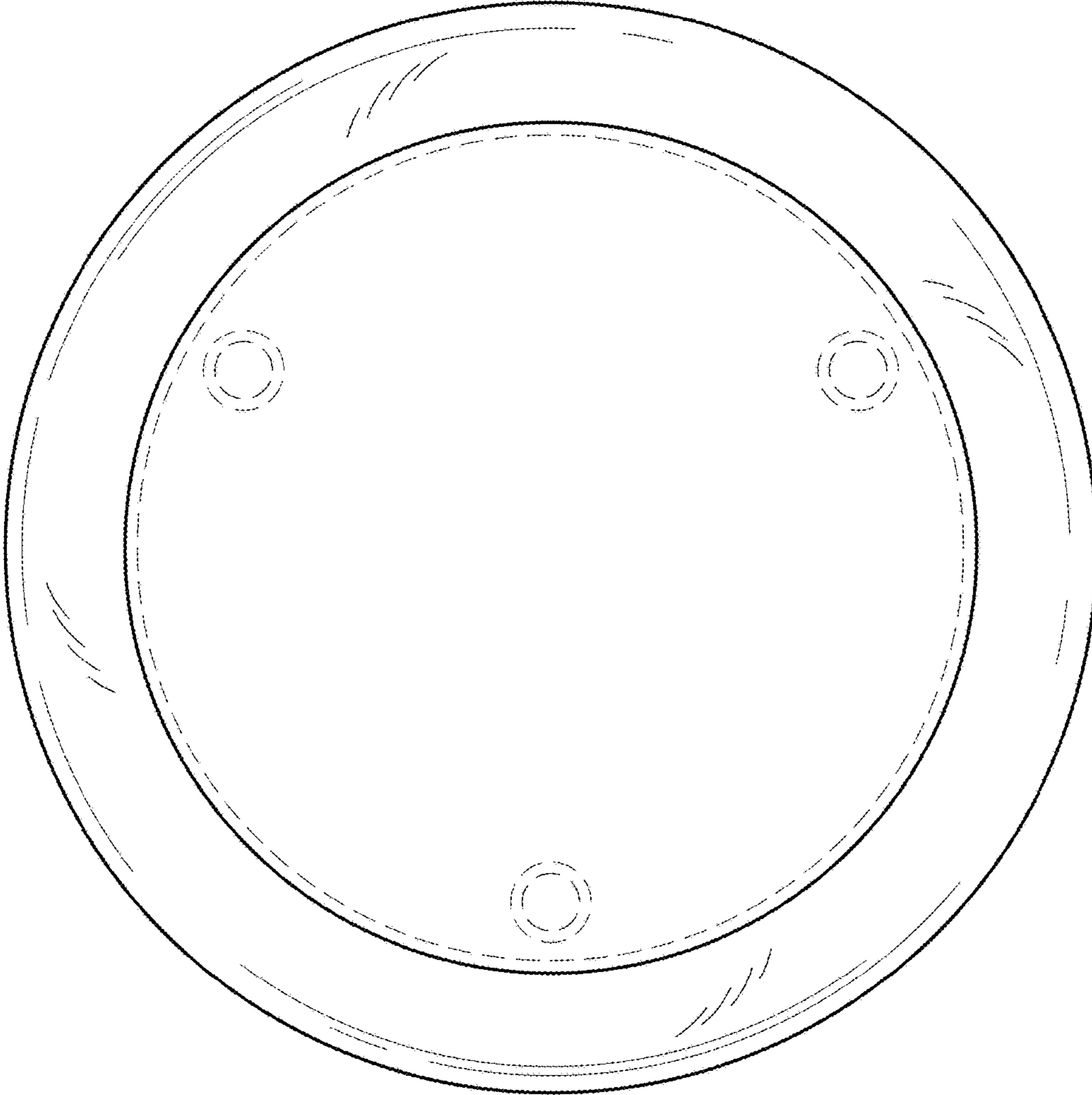


Fig. 7