



US00D800884S

(12) **United States Design Patent** (10) **Patent No.:** **US D800,884 S**  
**Patton et al.** (45) **Date of Patent:** **\*\* Oct. 24, 2017**

(54) **SCENT CARTRIDGE**

FOREIGN PATENT DOCUMENTS

(71) Applicant: **Luminara Worldwide, LLC**, Eden Prairie, MN (US)  
(72) Inventors: **Douglas Patton**, Irvine, CA (US); **Jeffrey Thompson**, Huntington Beach, CA (US); **Gary Bordenkicher**, Lake Forest, CA (US); **Channing Shattuck**, Bonsall, CA (US)  
(73) Assignee: **Luminara Worldwide, LLC**, Eden Prairie, MN (US)

JP 1165216 6/2001  
*Primary Examiner* — Sheryl Lane  
*Assistant Examiner* — Samantha Wood  
(74) *Attorney, Agent, or Firm* — Umberg Zipser LLP

(\*\*) Term: **15 Years**

(21) Appl. No.: **29/550,986**

(22) Filed: **Jan. 8, 2016**

(51) **LOC (10) Cl.** ..... **23-04**

(52) **U.S. Cl.**  
USPC ..... **D23/366**

(58) **Field of Classification Search**  
USPC ..... D23/213, 209, 359–369, 354, 358, 316, D23/386, 388; 261/DIG. 17, DIG. 42, 261/DIG. 65, DIG. 88, DIG. 89, DIG. 55, 261/DIG. 70, DIG. 47; D9/414, 416, 424, D9/425, 428, 435, 443, 444, 445, 782, D9/707; D19/10; D3/201, 203.6, 212, D3/263, 901; D28/5  
CPC ..... A61L 9/00; A61L 9/02; A61L 9/03; A61L 9/032; A61L 9/035; A61L 9/037; A61L 9/04; A61L 9/12; A61L 9/122; A61L 9/127;

(Continued)

(56) **References Cited**

U.S. PATENT DOCUMENTS

D281,281 S 11/1985 Matalon  
D390,103 S \* 2/1998 Gerson ..... D24/189  
D425,296 S \* 5/2000 Shurtleff ..... D3/201

(Continued)

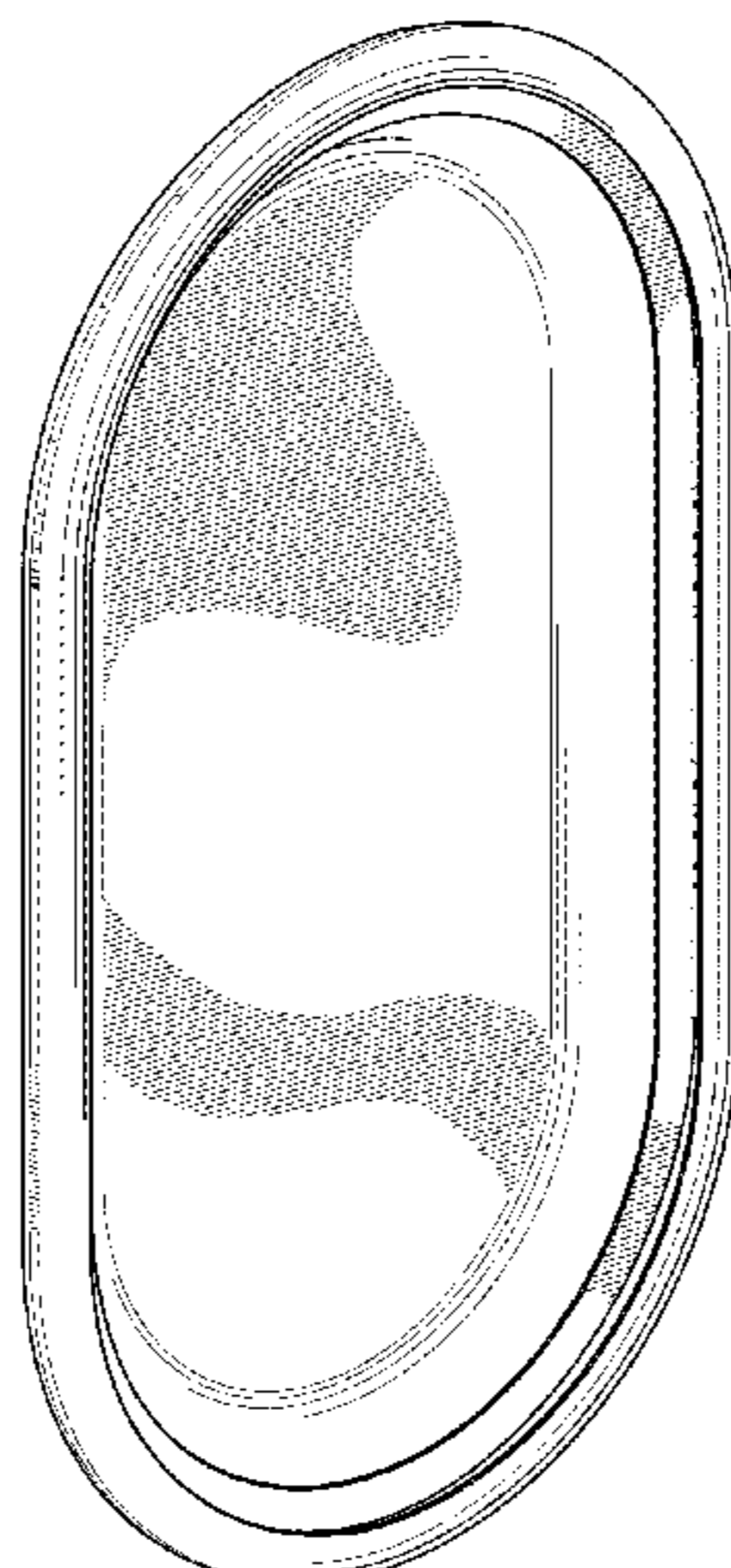
(57) **CLAIM**

The ornamental design for a scent cartridge, as shown and described.

**DESCRIPTION**

FIG. 1 is a perspective view of a first embodiment of a scent cartridge of the new design.  
FIG. 2 is a front elevation view of the first embodiment of the scent cartridge of the new design.  
FIG. 3 is a rear elevation view of the first embodiment of the scent cartridge of the new design.  
FIG. 4 is a left side elevation view of the first embodiment of the scent cartridge of the new design, the right side elevation view being a mirror image thereof.  
FIG. 5 is a top plan view of the first embodiment of the scent cartridge of the new design, the bottom plan view being a mirror image thereof.  
FIG. 6 is a perspective view of a second embodiment of a scent cartridge of the new design.  
FIG. 7 is a front elevation view of the second embodiment of the scent cartridge of the new design.  
FIG. 8 is a rear elevation view of the second embodiment of the scent cartridge of the new design.  
FIG. 9 is a left side elevation view of the second embodiment of the scent cartridge of the new design, the right side elevation view being a mirror image thereof; and,  
FIG. 10 is a top plan view of the second embodiment of the scent cartridge of the new design, the bottom plan view being a mirror image thereof.  
The broken lines showing portions of the scent cartridge are included for the purpose of illustrating portions of the article and form no part of the claimed design.

**1 Claim, 6 Drawing Sheets**



(58) **Field of Classification Search**

CPC ..... A61L 9/14; B65D 83/60; B05B 11/068;  
B05B 9/08

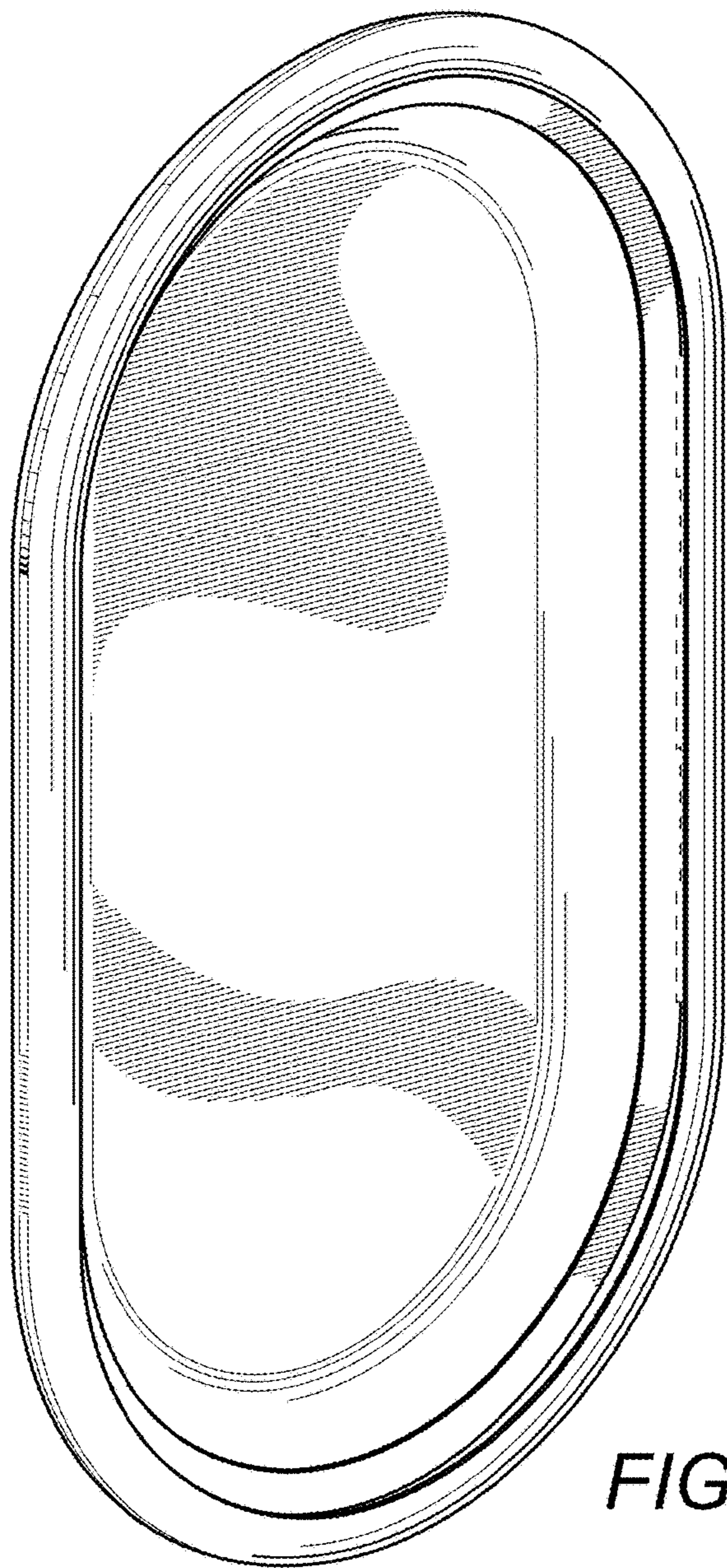
See application file for complete search history.

(56) **References Cited**


U.S. PATENT DOCUMENTS

D462,900	S	9/2002	Yamada et al.	
D502,394	S *	3/2005	Jackson .....	D7/602
D520,620	S *	5/2006	Wang .....	D23/365
D571,855	S *	6/2008	Law .....	D14/436
D571,856	S *	6/2008	Hammad .....	D14/436
D584,141	S *	1/2009	Smith .....	D9/414
D643,103	S *	8/2011	Bilko .....	D23/366
D645,738	S *	9/2011	Shiffer .....	D9/425
D646,160	S *	10/2011	Shiffer .....	D9/425
D651,281	S *	12/2011	Lobermeier .....	D23/213
D656,021	S *	3/2012	Dunn .....	D9/435
D665,259	S *	8/2012	Dunn .....	D9/435
D673,430	S *	1/2013	Glassman .....	D3/201
D689,999	S	9/2013	Viala	
D690,588	S *	10/2013	Pipes .....	D9/424
D694,102	S *	11/2013	Bellamah .....	D9/424
D716,433	S *	10/2014	Milon .....	A61L 9/03 D23/366
2007/0016328	A1 *	1/2007	Ziegler .....	A47L 5/14 700/245
2008/0190789	A1 *	8/2008	D'Amico .....	A61L 9/12 206/229

\* cited by examiner



*FIG. 1*



*FIG. 5*

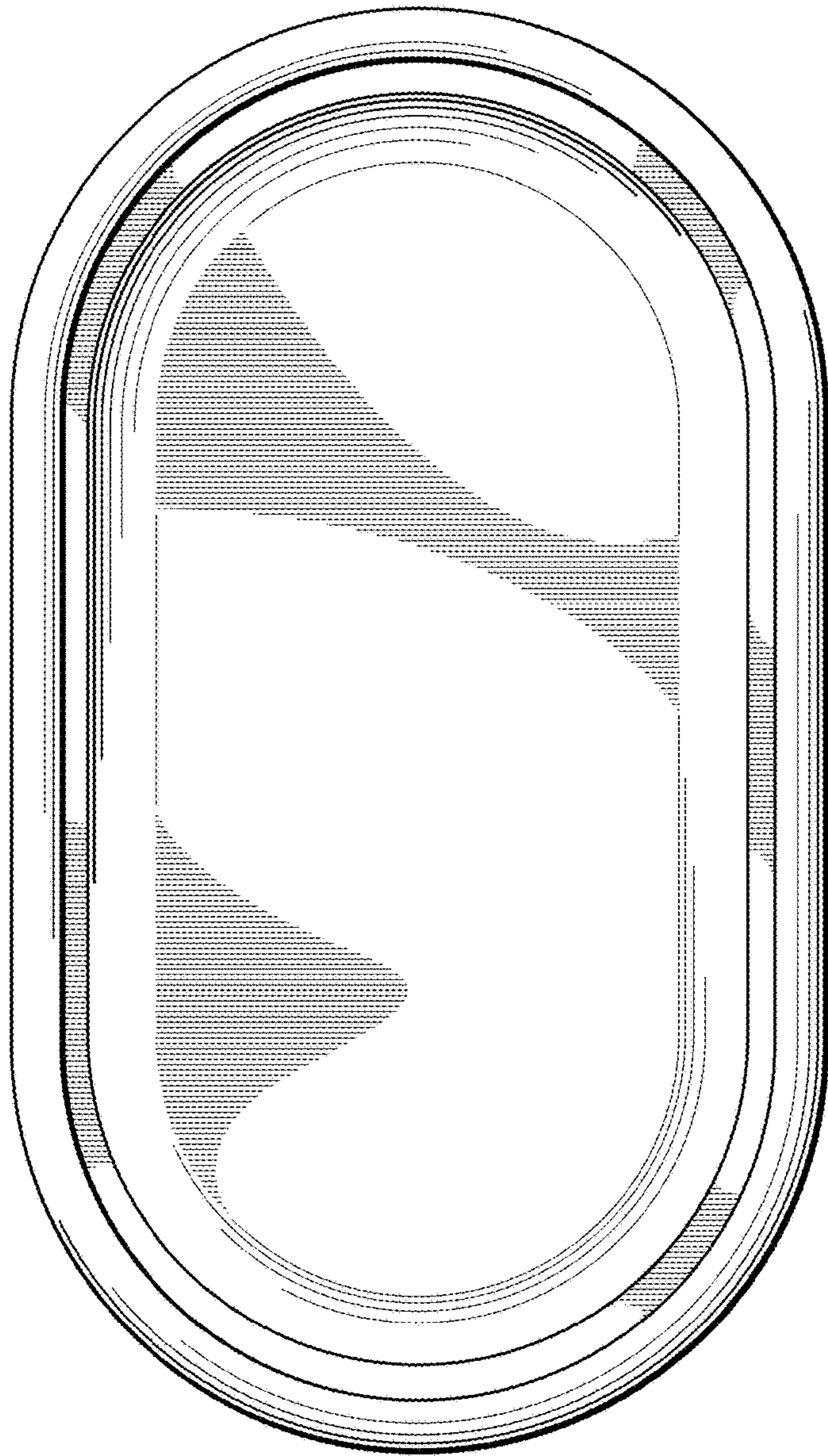


FIG. 2


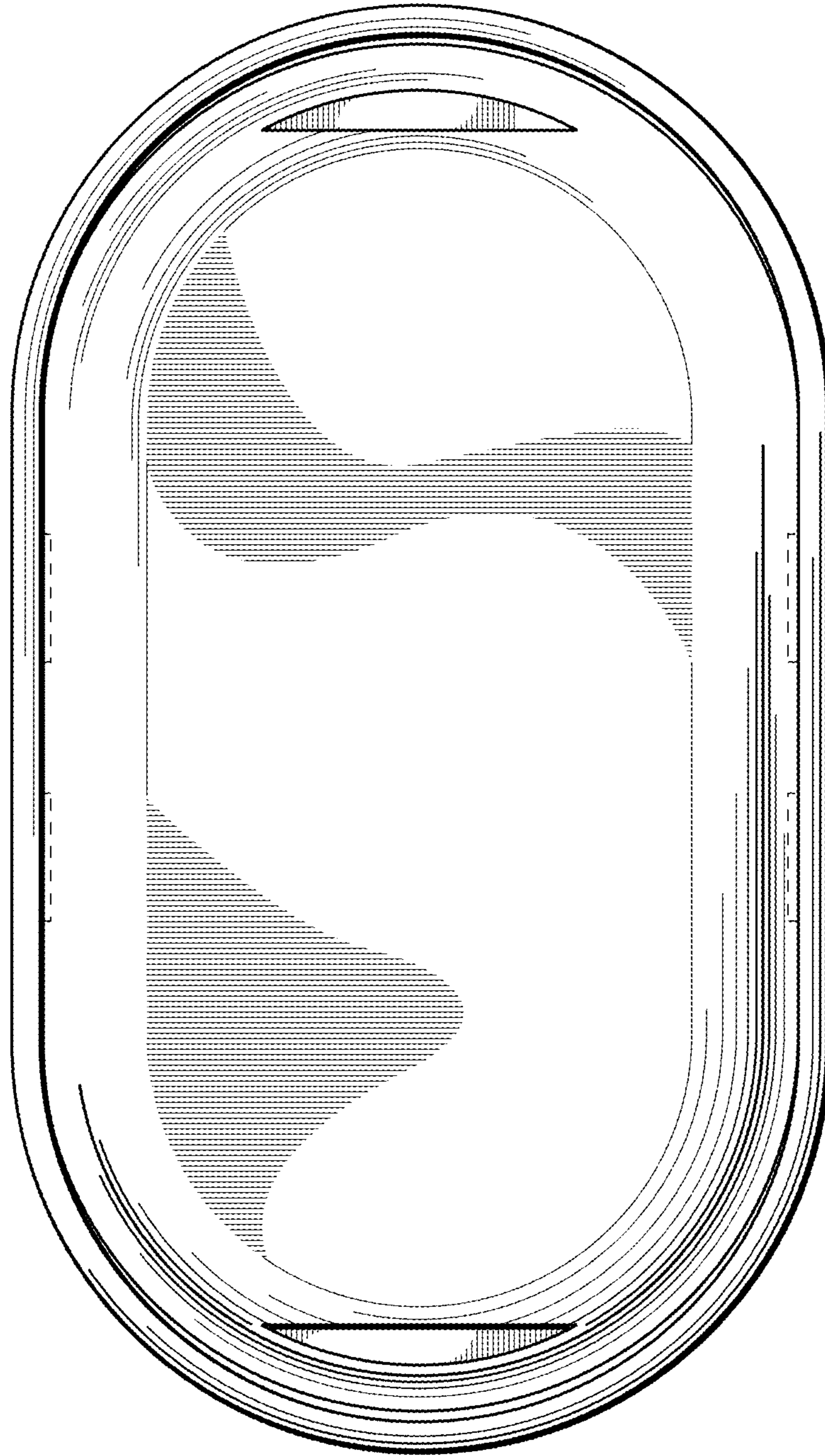


FIG. 4



*FIG. 3*

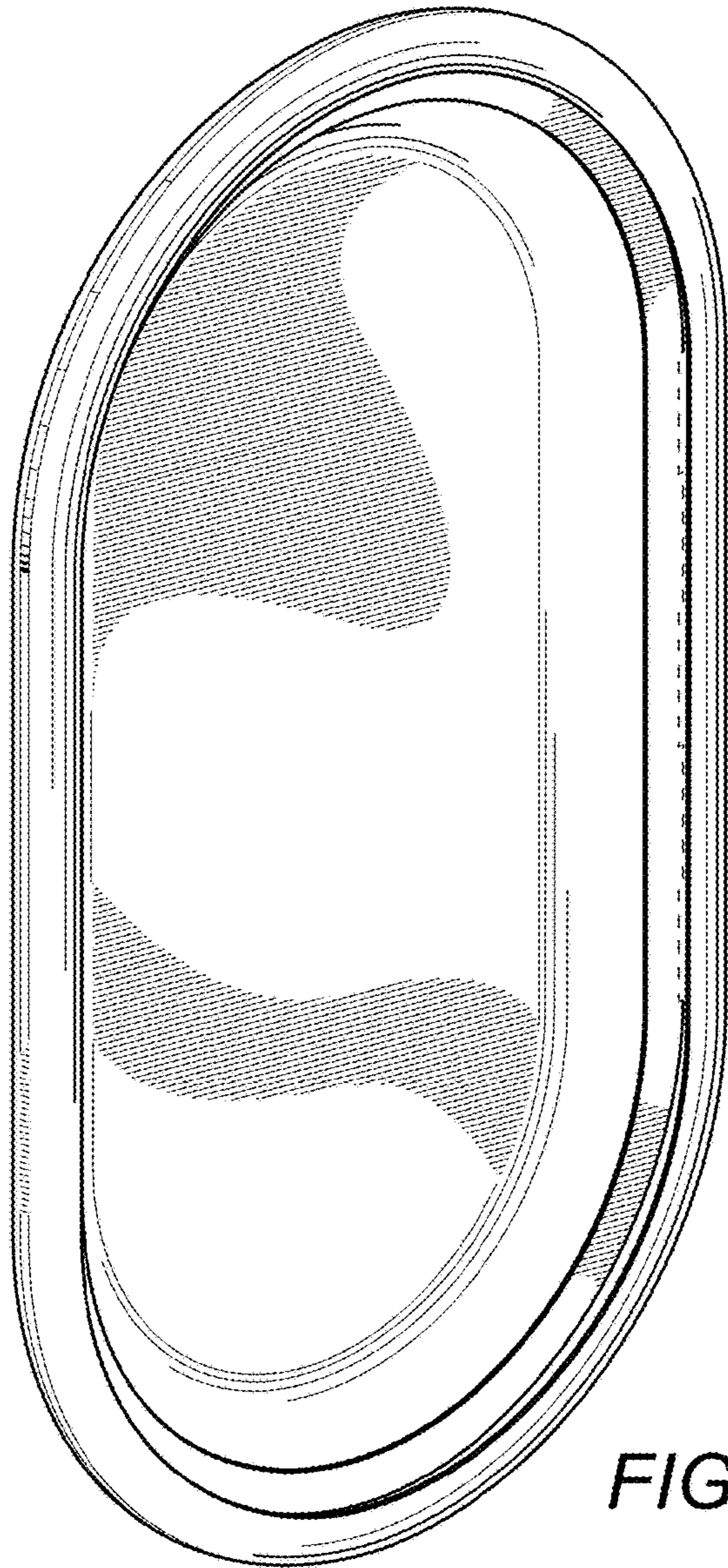


FIG. 6




FIG. 10

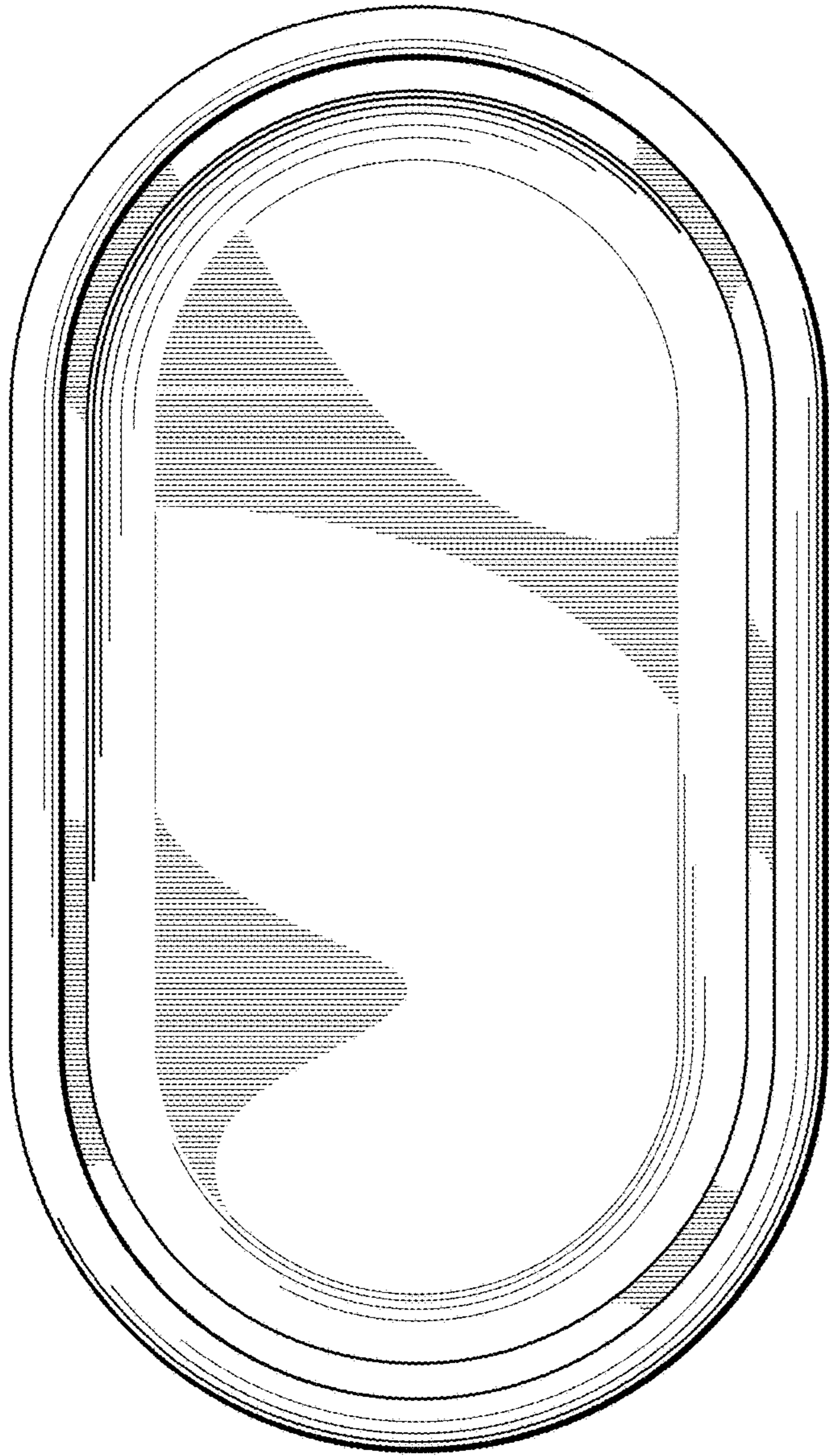


FIG. 7


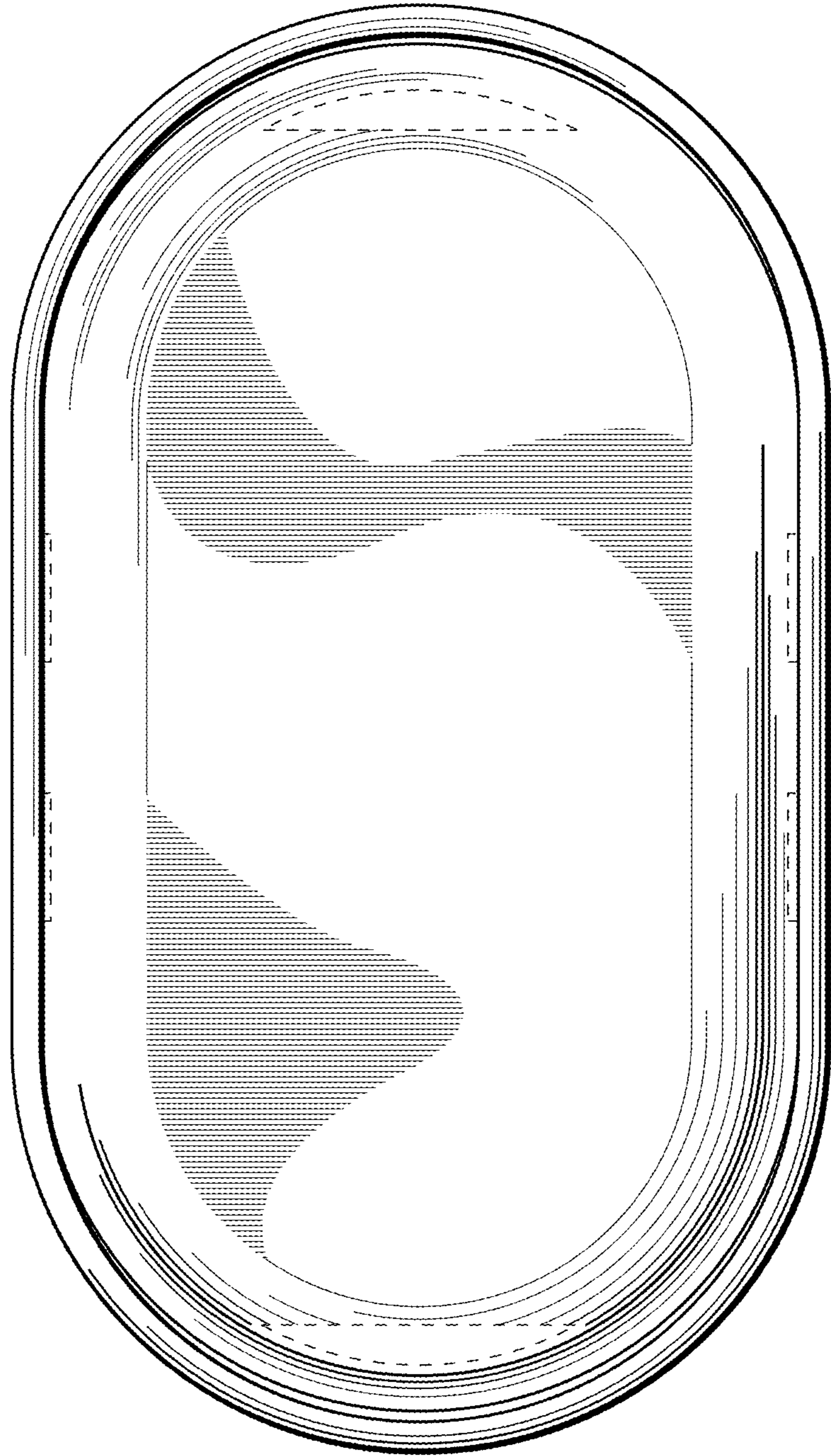


FIG. 9



*FIG. 8*