



US00D800880S

(12) **United States Design Patent** (10) **Patent No.:** **US D800,880 S**  
**Kim et al.** (45) **Date of Patent:** **\*\* Oct. 24, 2017**

(54) **AIR CONDITIONER**

(56) **References Cited**

(71) Applicant: **SAMSUNG ELECTRONICS CO., LTD.**, Suwon-si (KR)

U.S. PATENT DOCUMENTS

(72) Inventors: **Baek Kim**, Seoul (KR); **Sangsung Woo**, Seoul (KR); **Youngjoong Jun**, Seoul (KR); **Inshik Kim**, Seongnam-si (KR)

D204,838 S *	5/1966	Allender et al. ....	D23/351
D580,031 S *	11/2008	Kim .....	D23/351
D636,473 S *	4/2011	Kim .....	D23/351
D683,005 S *	5/2013	Park .....	D23/351
D684,246 S *	6/2013	Hong .....	D23/354
D762,831 S *	8/2016	Park .....	D23/351
D763,420 S *	8/2016	Nakai .....	D23/351
D764,645 S *	8/2016	Lee .....	D23/351
D764,646 S *	8/2016	Miyazaki .....	D23/351
D776,072 S *	1/2017	Kim .....	D14/126
D781,258 S *	3/2017	Kim .....	D14/126
D782,636 S *	3/2017	Woo .....	D23/333
D782,637 S *	3/2017	Woo .....	D23/333

(73) Assignee: **SAMSUNG ELECTRONICS CO., LTD.**, Gyeonggi-Do (KR)

(\*\*) Term: **15 Years**

\* cited by examiner

(21) Appl. No.: **29/551,001**

*Primary Examiner* — George D. Kirschbaum

(22) Filed: **Jan. 8, 2016**

*Assistant Examiner* — Natasha Vujcic

(30) **Foreign Application Priority Data**

(74) *Attorney, Agent, or Firm* — Cantor Colburn LLP

Jul. 10, 2015 (KR) ..... 30-2015-0034804

(51) **LOC (10) Cl.** ..... **23-04**

(57) **CLAIM**

We claim the ornamental design for an air conditioner, as shown and described.

(52) **U.S. Cl.**

**DESCRIPTION**

USPC ..... **D23/351**

(58) **Field of Classification Search**

USPC ..... D23/333, 335, 341, 342, 351, 353, 354, D23/355, 356, 359, 364, 365, 370, 385, D23/386, 388, 393

CPC .... F24F 1/00; F24F 1/0007; F24F 1/02; F24F 1/08; F24F 1/42; F24F 1/56; F24F 1/60; F24F 3/044; F24F 3/048; F24F 3/16; F24F 7/00; F24F 7/04; F24F 12/001; F24F 12/006

FIG. 1 is a front perspective view of an air conditioner showing our new design;  
FIG. 2 is a front view thereof;  
FIG. 3 is a rear view thereof;  
FIG. 4 is a left-side view thereof;  
FIG. 5 is a right-side view thereof;  
FIG. 6 is a top view thereof; and,  
FIG. 7 is a bottom view thereof.

The broken lines in the drawings illustrate portions of the air conditioner which form no part of the claimed design.

See application file for complete search history.

**1 Claim, 4 Drawing Sheets**

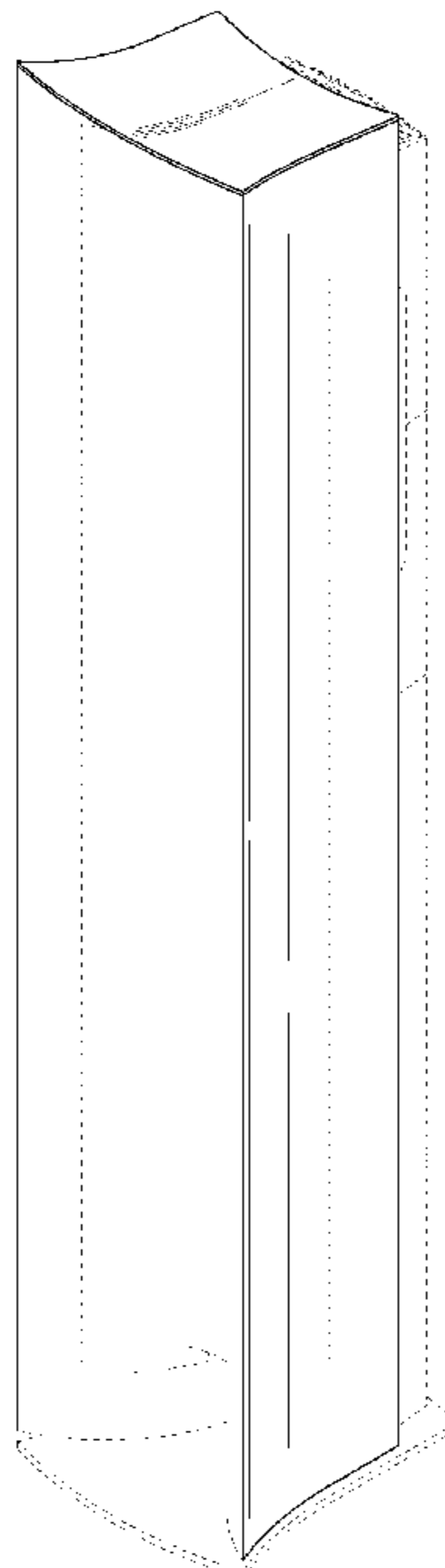


FIG.1

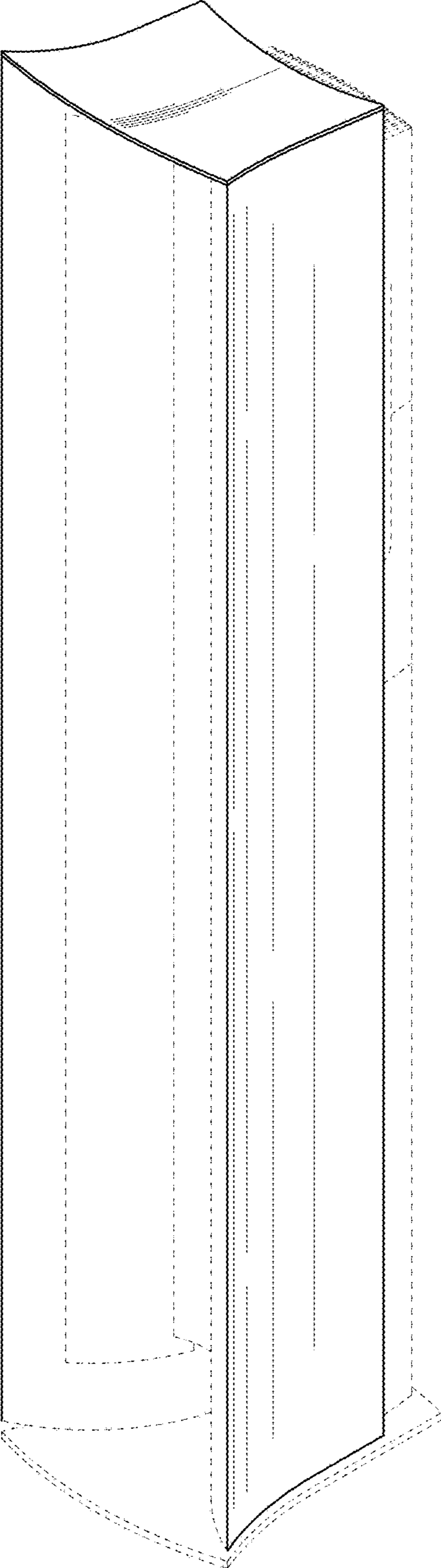


FIG.2




FIG.3

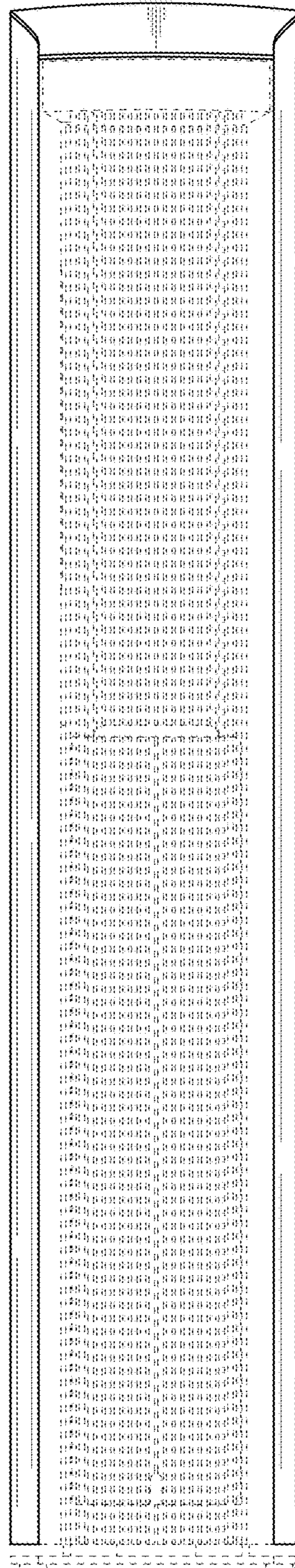


FIG.4




FIG.5




FIG.6

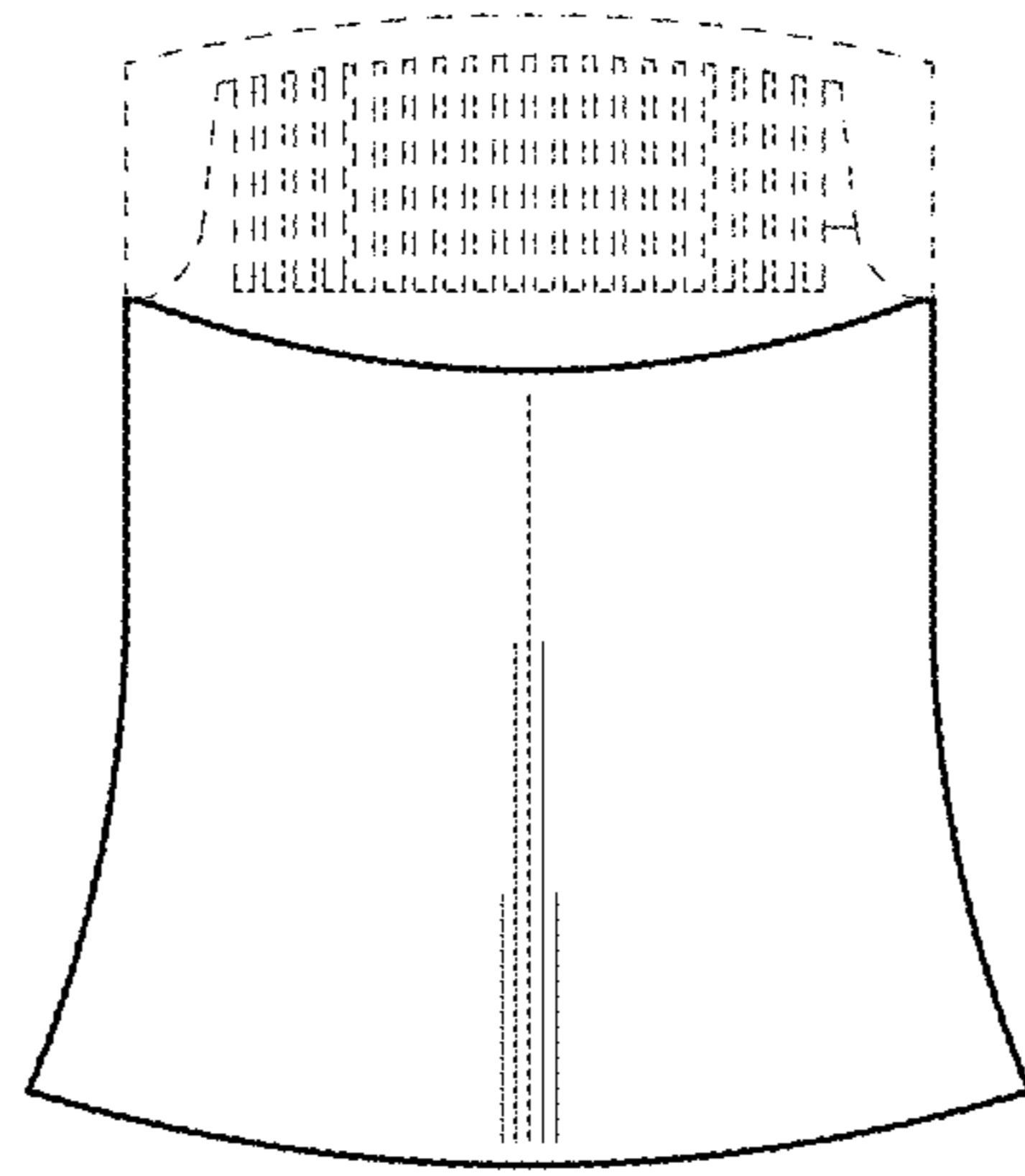


FIG.7

