



US00D800858S

(12) **United States Design Patent** (10) **Patent No.:** **US D800,858 S**
D'Ambrosio (45) **Date of Patent:** **** Oct. 24, 2017**

(54) **POOL CUE HOLDER**
(71) Applicant: **Dominic D'Ambrosio**, Maricopa, AZ (US)
(72) Inventor: **Dominic D'Ambrosio**, Maricopa, AZ (US)
(**) Term: **15 Years**
(21) Appl. No.: **29/582,105**
(22) Filed: **Oct. 25, 2016**
(51) **LOC (10) Cl.** **21-01**
(52) **U.S. Cl.**
USPC **D21/782; D21/386**
(58) **Field of Classification Search**
USPC D21/782, 783, 726, 385, 386; 473/40-43
CPC A63D 15/00; A63D 15/006; A63D 15/08;
A63D 2015/00
See application file for complete search history.

5,072,908 A 12/1991 Lodrick
D354,106 S 1/1995 Thompson
5,645,490 A 7/1997 Lodrick
D391,614 S * 3/1998 Meredith D21/726
5,846,137 A * 12/1998 Tremblay A63D 15/105
473/42
6,267,685 B1 7/2001 Cannon
D486,193 S * 2/2004 Keller D21/726
D486,614 S * 2/2004 Beauchamp D32/22
D534,510 S * 1/2007 Kang D14/128
D627,412 S 11/2010 Bruce
D713,481 S * 9/2014 Cai D21/386
2006/0009300 A1* 1/2006 Hernandez A63D 15/105
473/42
2009/0186715 A1* 7/2009 Bush A63D 15/10
473/42

FOREIGN PATENT DOCUMENTS

EP 0736313 A1 10/1996

* cited by examiner

Primary Examiner — Prabhakar Deshmukh

(57) **CLAIM**

I claim the ornamental design for a pool cue holder, as shown and described.

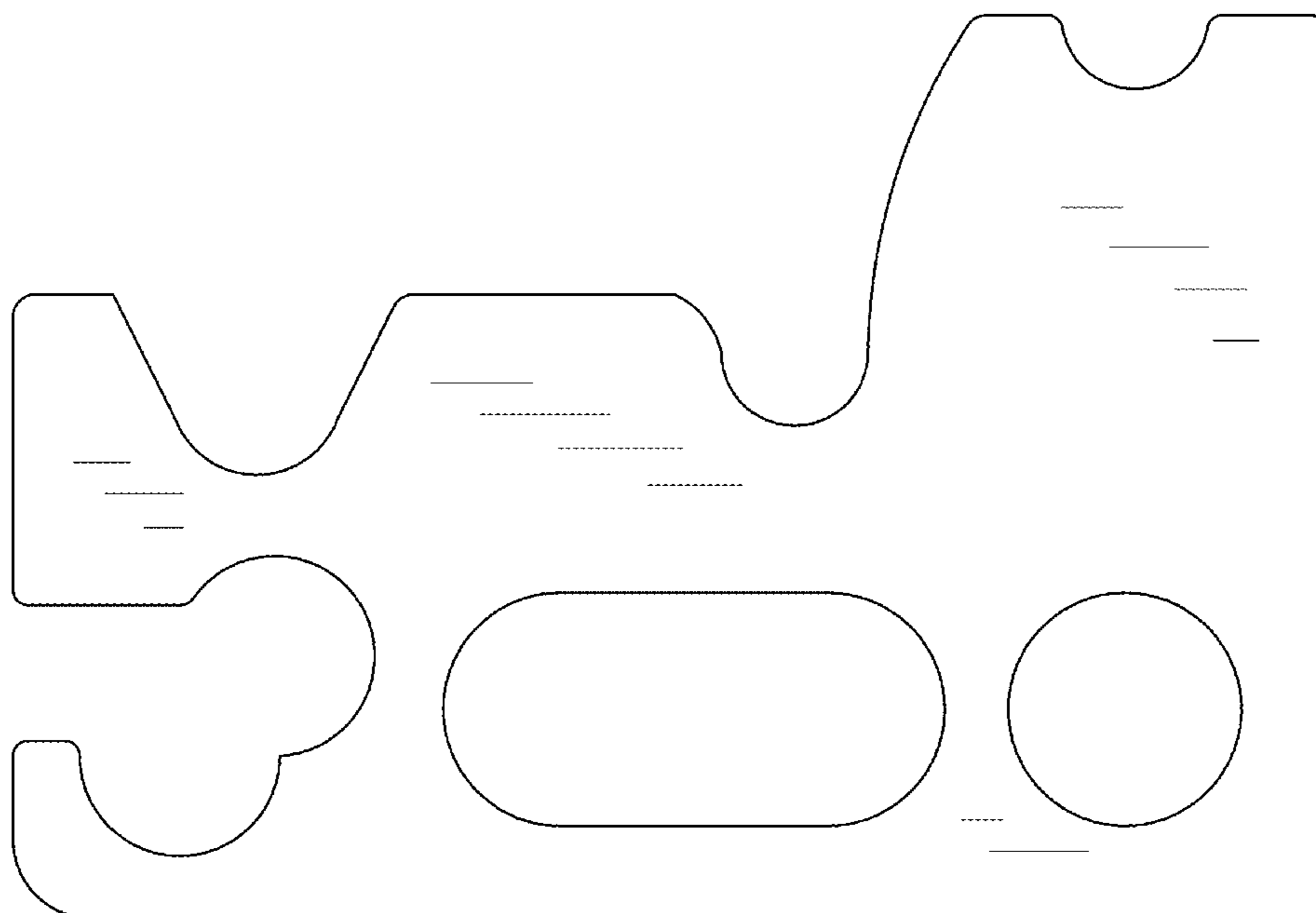
DESCRIPTION

FIG. 1 is a front view of the pool cue holder.
FIG. 2 is a left side view of the claimed design.
FIG. 3 is a right side view of the claimed design.
FIG. 4 is a top view of the claimed design.
FIG. 5 is a bottom view of the claimed design; and,
FIG. 6 is a perspective view of the claimed design.

1 Claim, 4 Drawing Sheets

(56) **References Cited**
U.S. PATENT DOCUMENTS

2,817,525 A * 12/1957 Niemann A63D 15/10
473/42
3,576,324 A 4/1971 Lareau
3,724,849 A * 4/1973 Pierce A63D 15/006
434/247
3,836,145 A * 9/1974 Frejd A63D 15/105
473/42
4,053,153 A * 10/1977 Josenhans A63D 15/105
473/43
4,149,718 A * 4/1979 Russo A63D 15/105
473/42
4,953,860 A 9/1990 Ames






FIG. 1

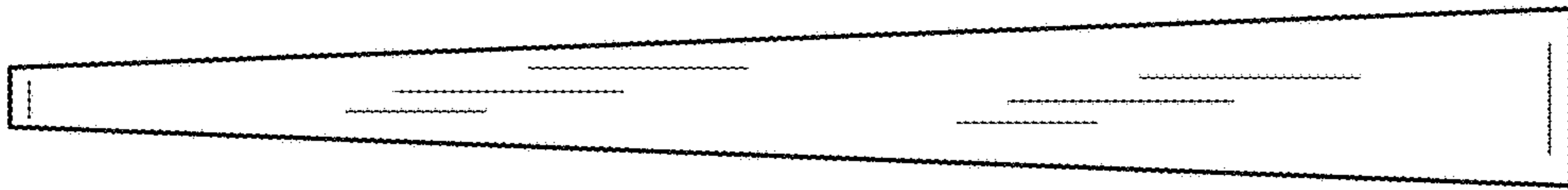


FIG. 3

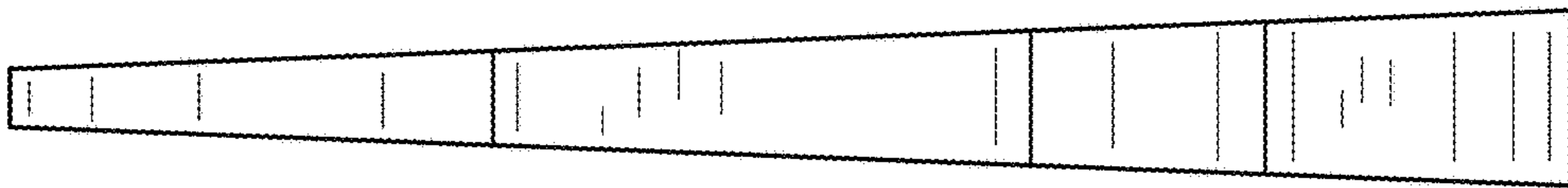


FIG. 2

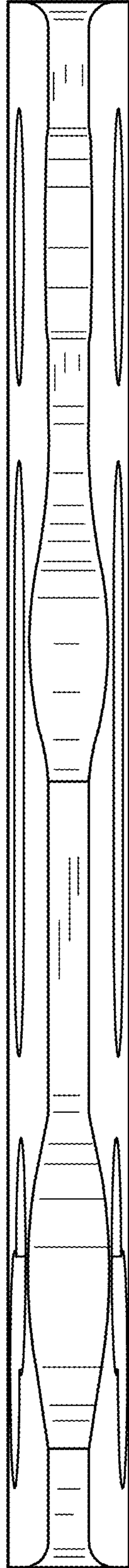


FIG. 4



FIG. 5

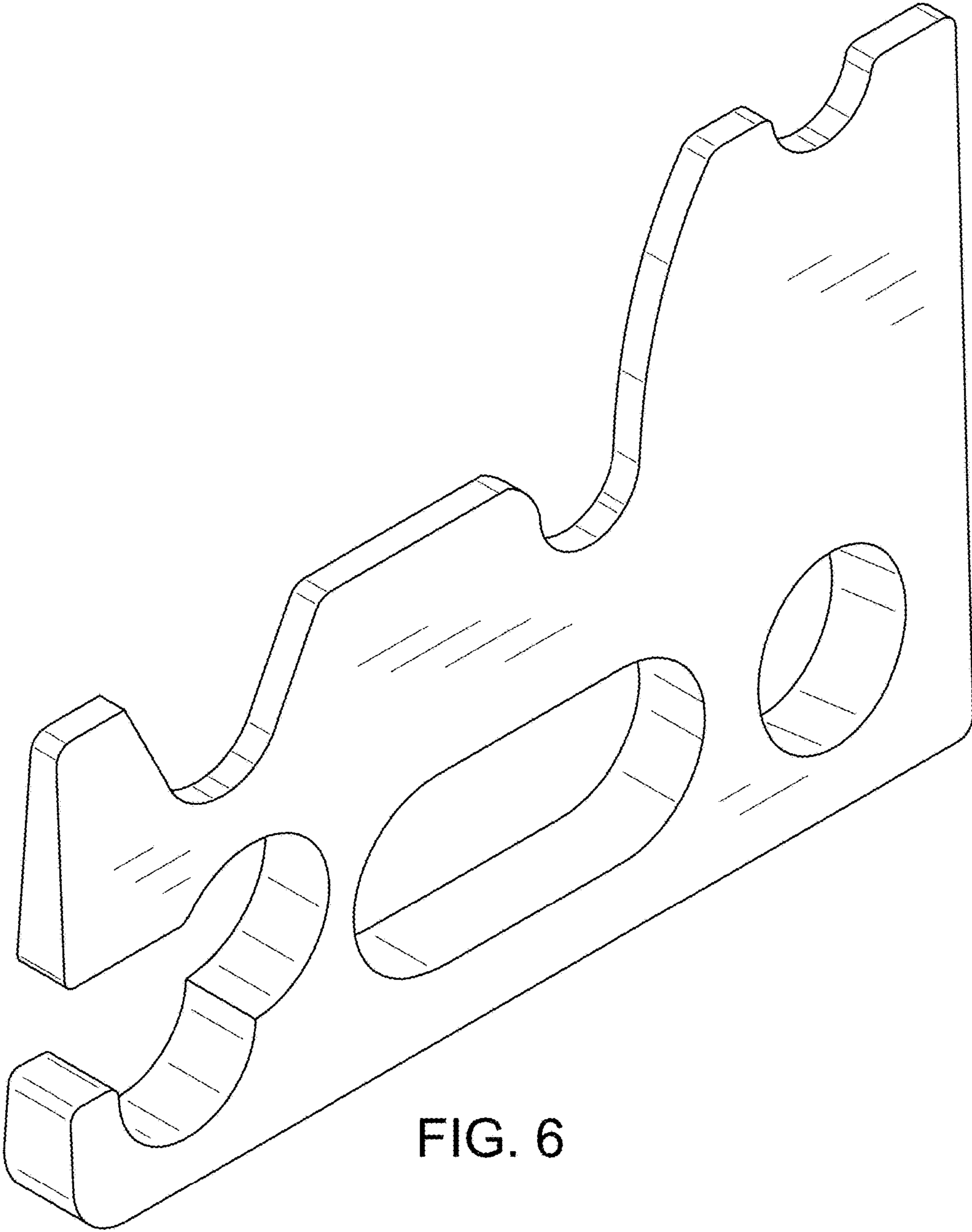


FIG. 6