

US00D800837S

(12) **United States Design Patent** (10) **Patent No.:** **US D800,837 S**
Taylor (45) **Date of Patent:** **** Oct. 24, 2017**

(54) **T-POST SIGN** 5,846,070 A * 12/1998 Kim F21S 19/00
362/276
(71) Applicant: **Seth Taylor**, Vernal, UT (US) D616,945 S * 6/2010 Villasenor D20/41
2011/0030252 A1* 2/2011 Marinakis G09F 7/10
(72) Inventor: **Seth Taylor**, Vernal, UT (US) 40/549
2016/0307479 A1* 10/2016 Cox G06F 3/01
(**) Term: **15 Years** * cited by examiner

(21) Appl. No.: **29/561,412**
(22) Filed: **Apr. 15, 2016**
(51) **LOC (10) Cl.** **20-02**
(52) **U.S. Cl.**
USPC **D20/41**
(58) **Field of Classification Search**
USPC D20/10, 17-19, 41, 42, 99; D10/113.4
CPC ... G09F 7/00; G09F 7/002; G09F 7/10; G09F
9/00; G09F 11/00; G09F 13/00; G09F
15/00; E01F 9/00; E01F 9/623
See application file for complete search history.

(56) **References Cited**
U.S. PATENT DOCUMENTS
1,649,249 A * 11/1927 Newman E01F 9/623
40/607.08
4,771,560 A * 9/1988 Richards G09F 7/002
40/606.18

Primary Examiner — Mary Ann Calabrese
(74) *Attorney, Agent, or Firm* — Robert C. Montgomery;
Montgomery Patent & Design LP.

(57) **CLAIM**
The ornamental design for a T-post sign, as shown and described.

DESCRIPTION

FIG. 1 is a front side perspective view of a T-post sign showing my new design;
FIG. 2 is a front side elevation view thereof;
FIG. 3 is a rear side elevation view thereof;
FIG. 4 is a right side elevation view with the left side elevation view being a mirror image thereof;
FIG. 5 is a top side plan view thereof; and,
FIG. 6 is a bottom side plan view thereof.
The broken lines represent the boundaries of the claimed design and form no part thereof.

1 Claim, 6 Drawing Sheets



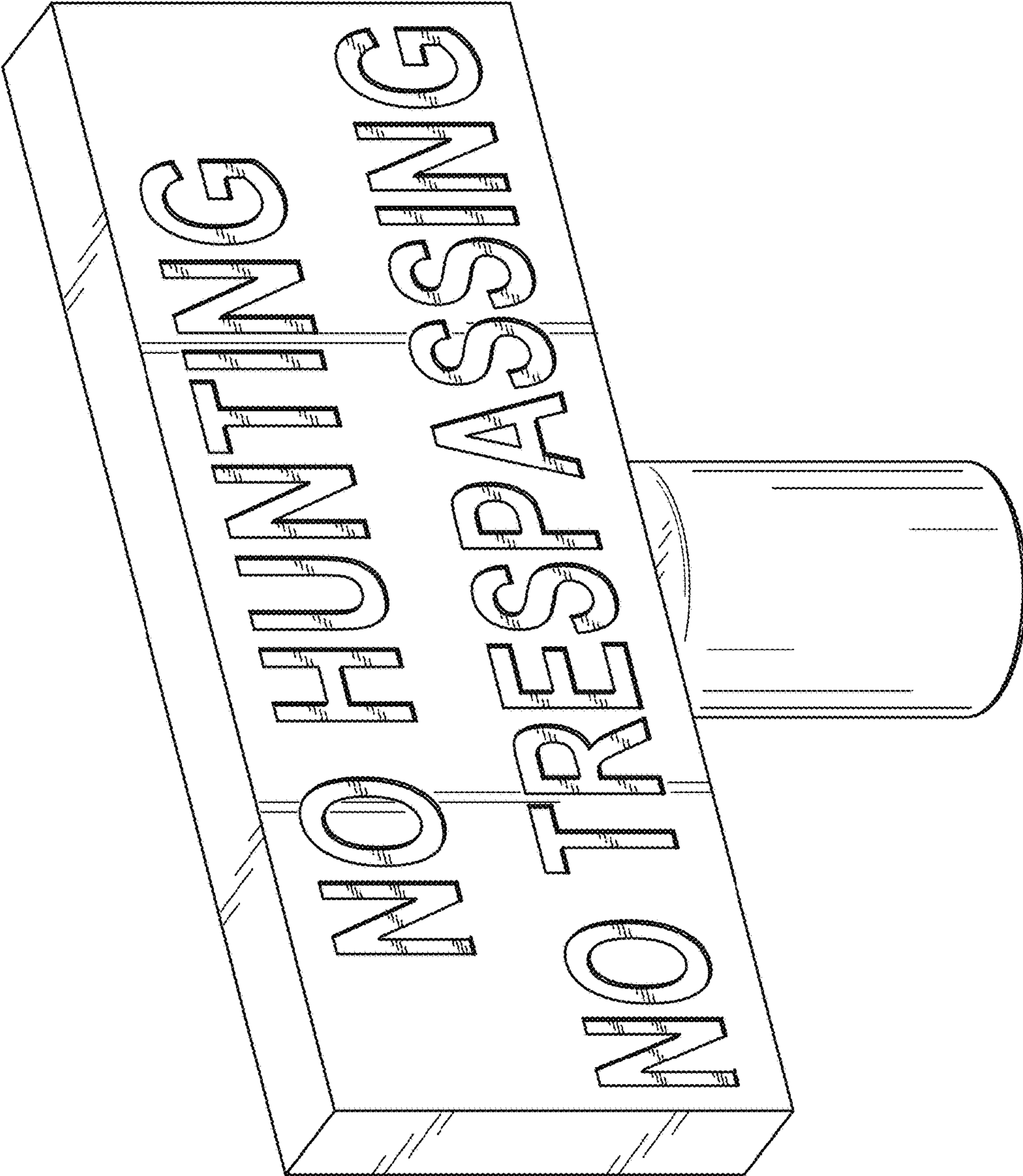


FIG. 1




FIG. 2

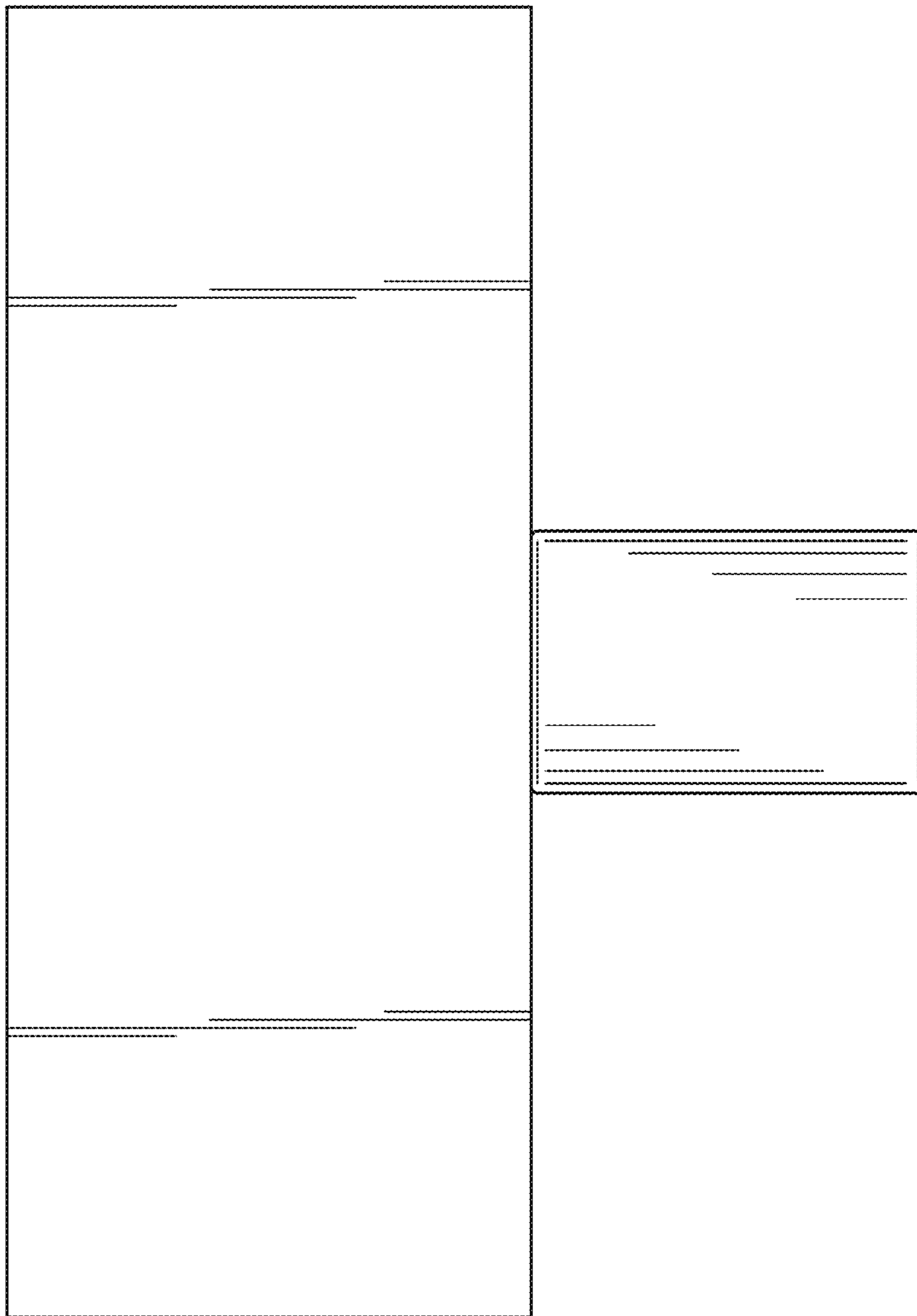


FIG. 3

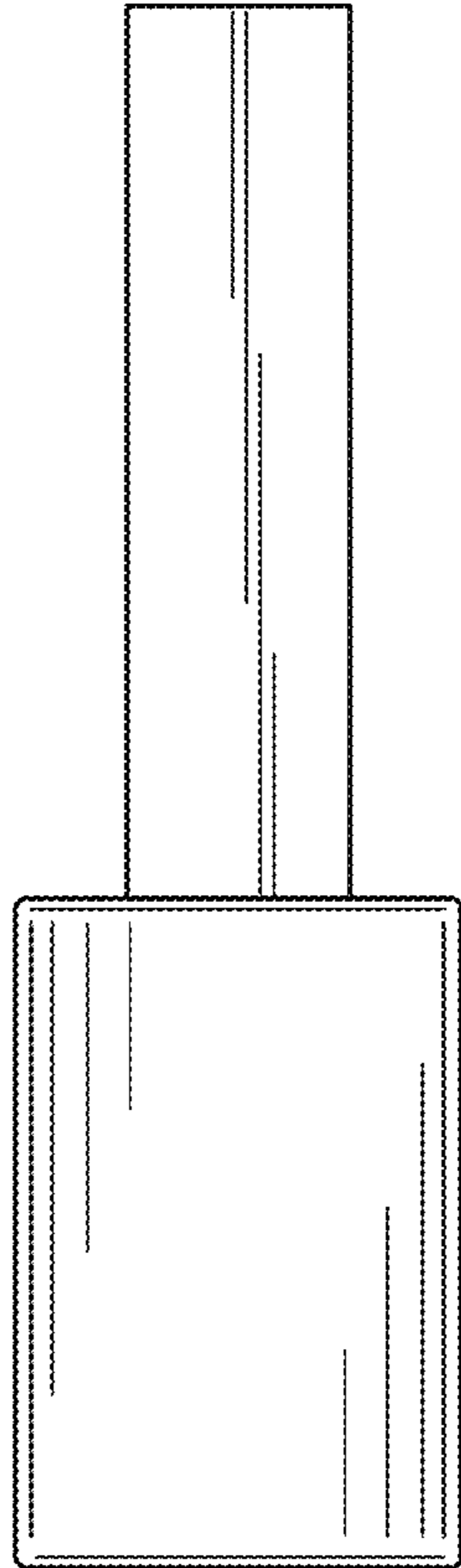


FIG. 4

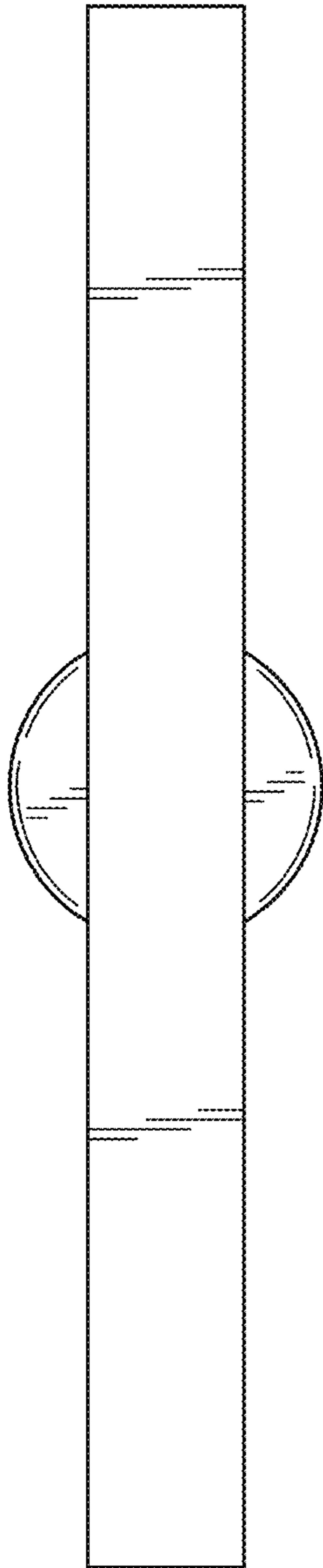


FIG. 5

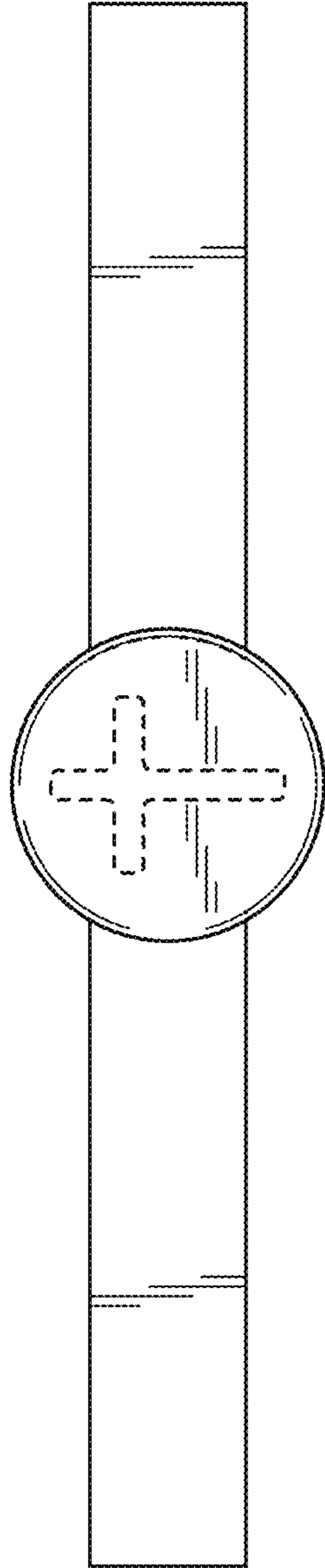


FIG. 6