



US00D800829S

(12) **United States Design Patent**
Kouthoofd et al.

(10) **Patent No.:** **US D800,829 S**

(45) **Date of Patent:** **** Oct. 24, 2017**

(54) **SYNTHESIZER**

(71) Applicant: **Teenage Engineering AB**, Stockholm (SE)

(72) Inventors: **Jesper Kouthoofd**, Stockholm (SE);
Thomas Howard, Stockholm (SE)

(73) Assignee: **TEENAGE ENGINEERING AB**, Stockholm (SE)

(**) Term: **15 Years**

(21) Appl. No.: **29/569,617**

(22) Filed: **Jun. 29, 2016**

(30) **Foreign Application Priority Data**

Jan. 13, 2016 (EM) 002943704-0001

(51) **LOC (10) Cl.** **17-05**

(52) **U.S. Cl.**
USPC **D17/1; D17/5; D17/99**

(58) **Field of Classification Search**
USPC D13/162, 164, 168, 184, 123;
D14/388-393, 395, 400, 456, 320, 331,
D14/333, 334, 338, 339, 341, 346, 356,
D14/347, 379, 380, 384
See application file for complete search history.

(56) **References Cited**

U.S. PATENT DOCUMENTS

3,015,980 A * 1/1962 Hohner G10D 7/126
84/377
D310,209 S * 8/1990 Kasprzycki D14/346

D439,902 S * 4/2001 Oba D14/392
D483,756 S * 12/2003 Tanaka D14/356
D567,240 S * 4/2008 Griffin D14/392
D574,825 S * 8/2008 Baker D14/392
D669,117 S * 10/2012 de Neufville D17/20
D768,632 S * 10/2016 Ruegg D14/392
D776,114 S * 1/2017 Akana D14/392
D776,188 S * 1/2017 Beck D14/399
D779,488 S * 2/2017 Chen D14/392

* cited by examiner

Primary Examiner — John Windmuller

Assistant Examiner — Benjamin Weeks

(74) *Attorney, Agent, or Firm* — RMCK Law Group, PLC

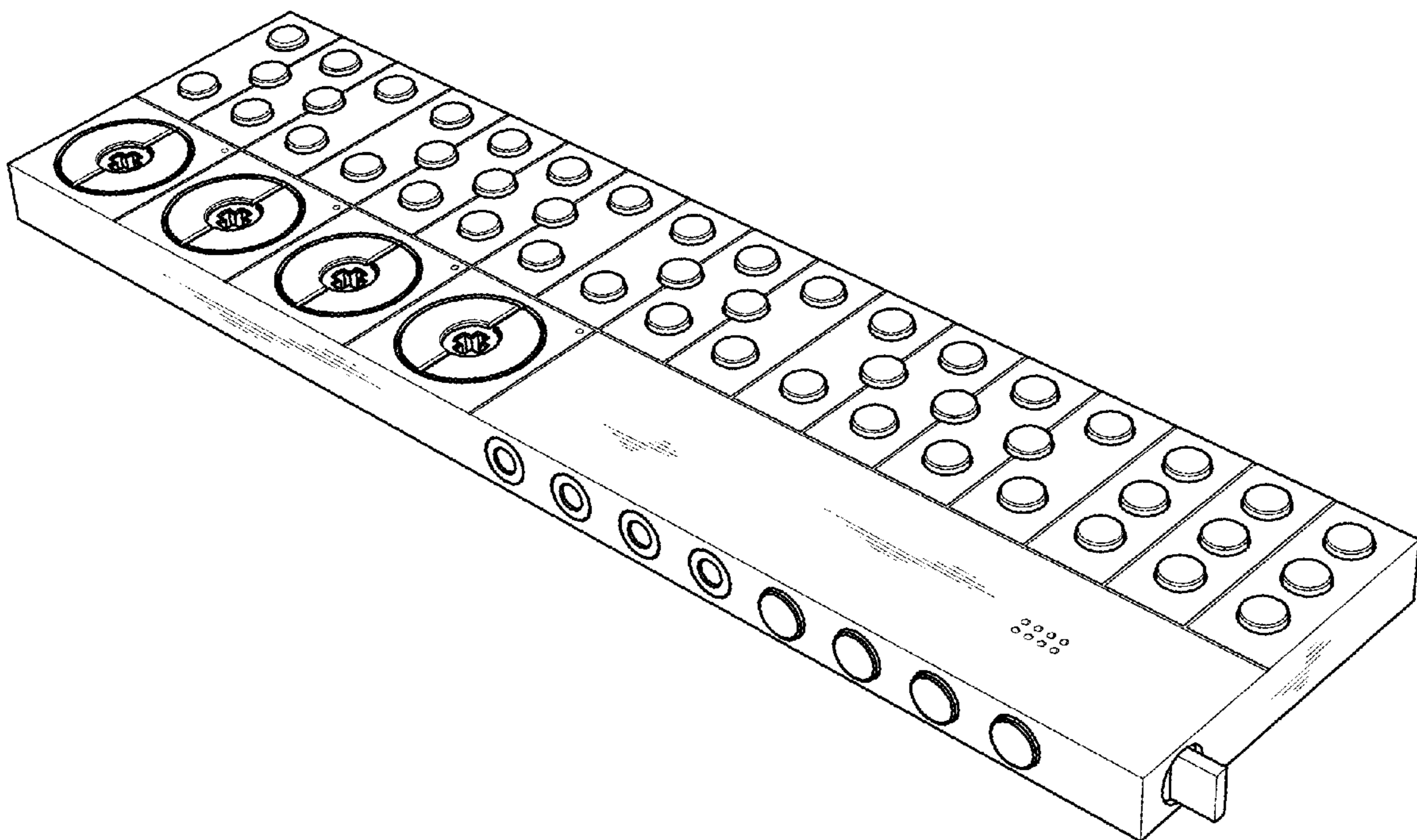
(57) **CLAIM**

The ornamental design for a synthesizer, as shown and described.

DESCRIPTION

FIG. 1 is a top perspective view of a synthesizer showing my new design.
FIG. 2 is a first side view of the synthesizer of FIG. 1.
FIG. 3 is a second side view of the synthesizer of FIG. 1.
FIG. 4 is a bottom view of the synthesizer of FIG. 1.
FIG. 5 is a front view of the synthesizer of FIG. 1.
FIG. 6 is a top view of the synthesizer of FIG. 1; and,
FIG. 7 is a bottom perspective view of the synthesizer of FIG. 1.

1 Claim, 5 Drawing Sheets



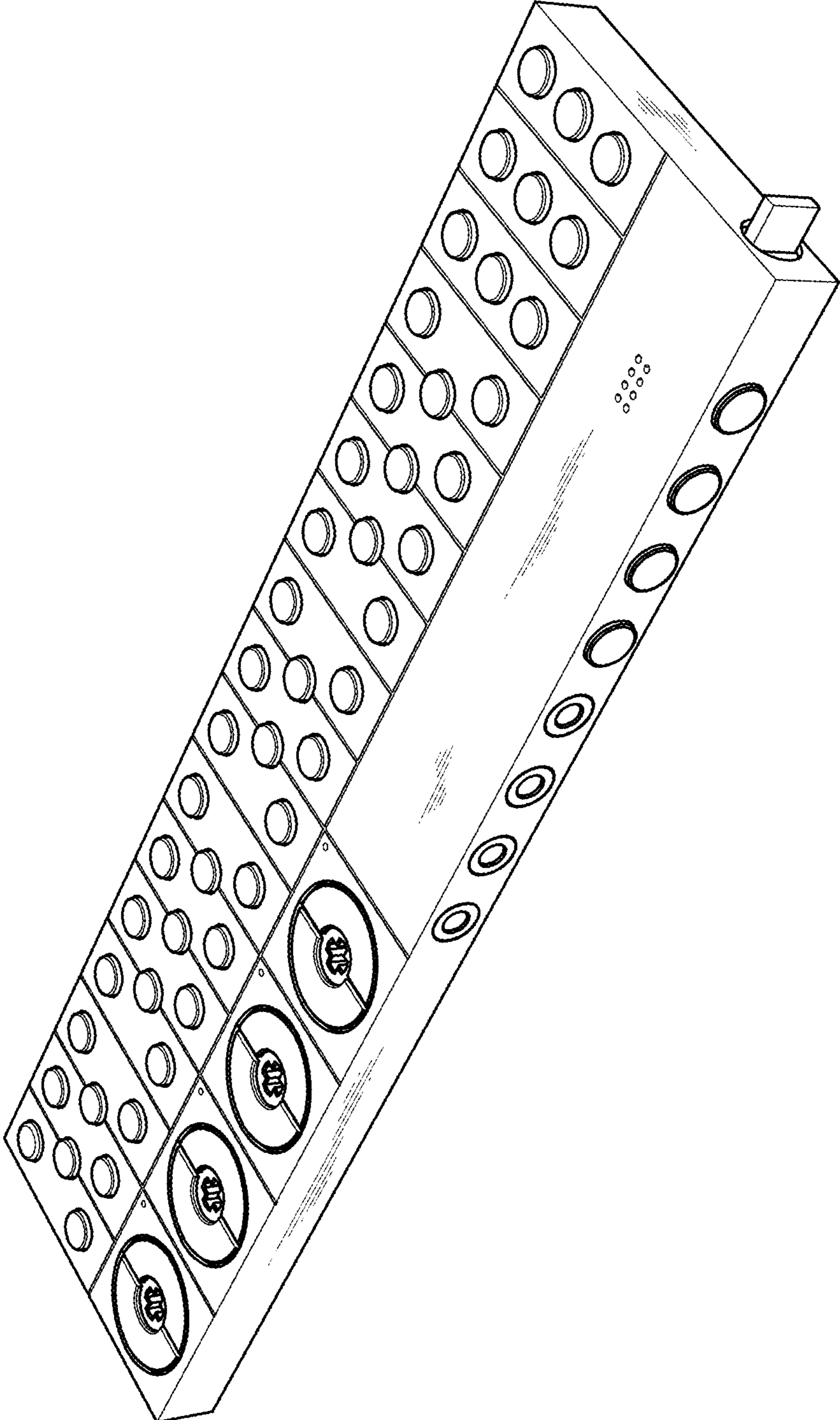


Fig. 1

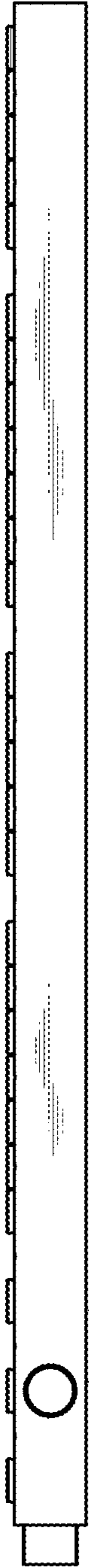


Fig. 2



Fig. 3




Fig. 4

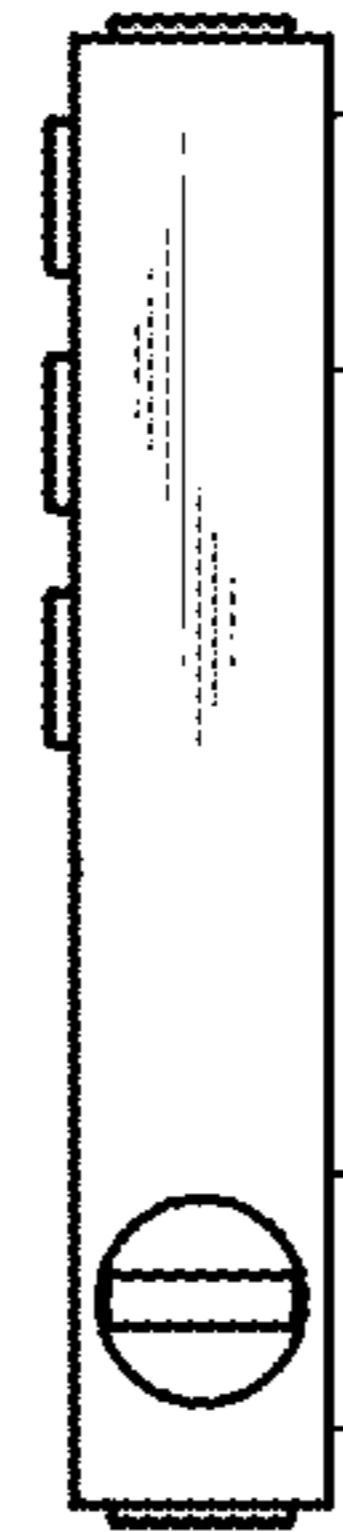


Fig. 5

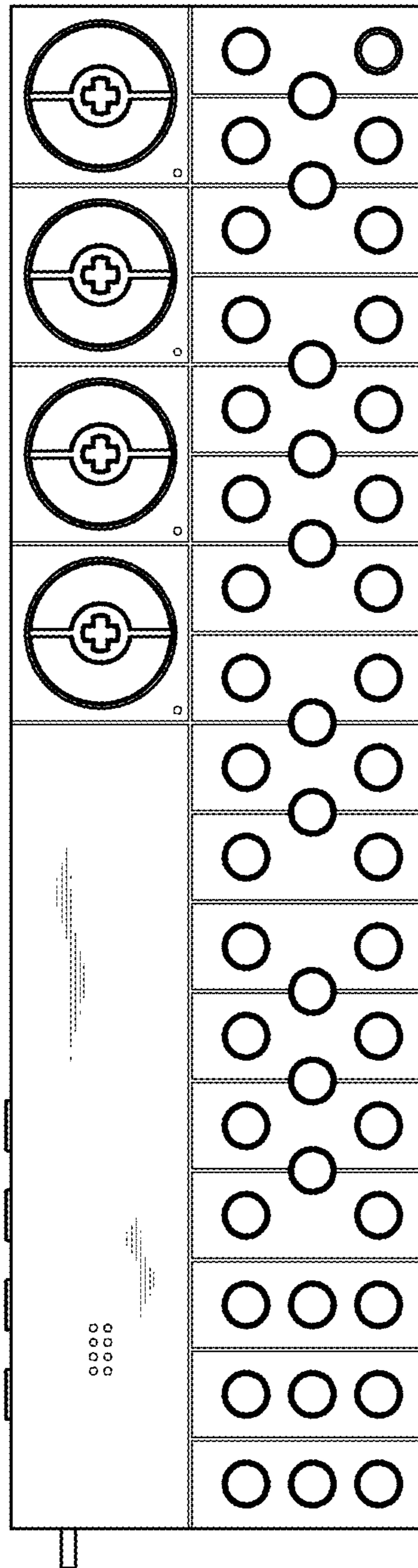


Fig. 6

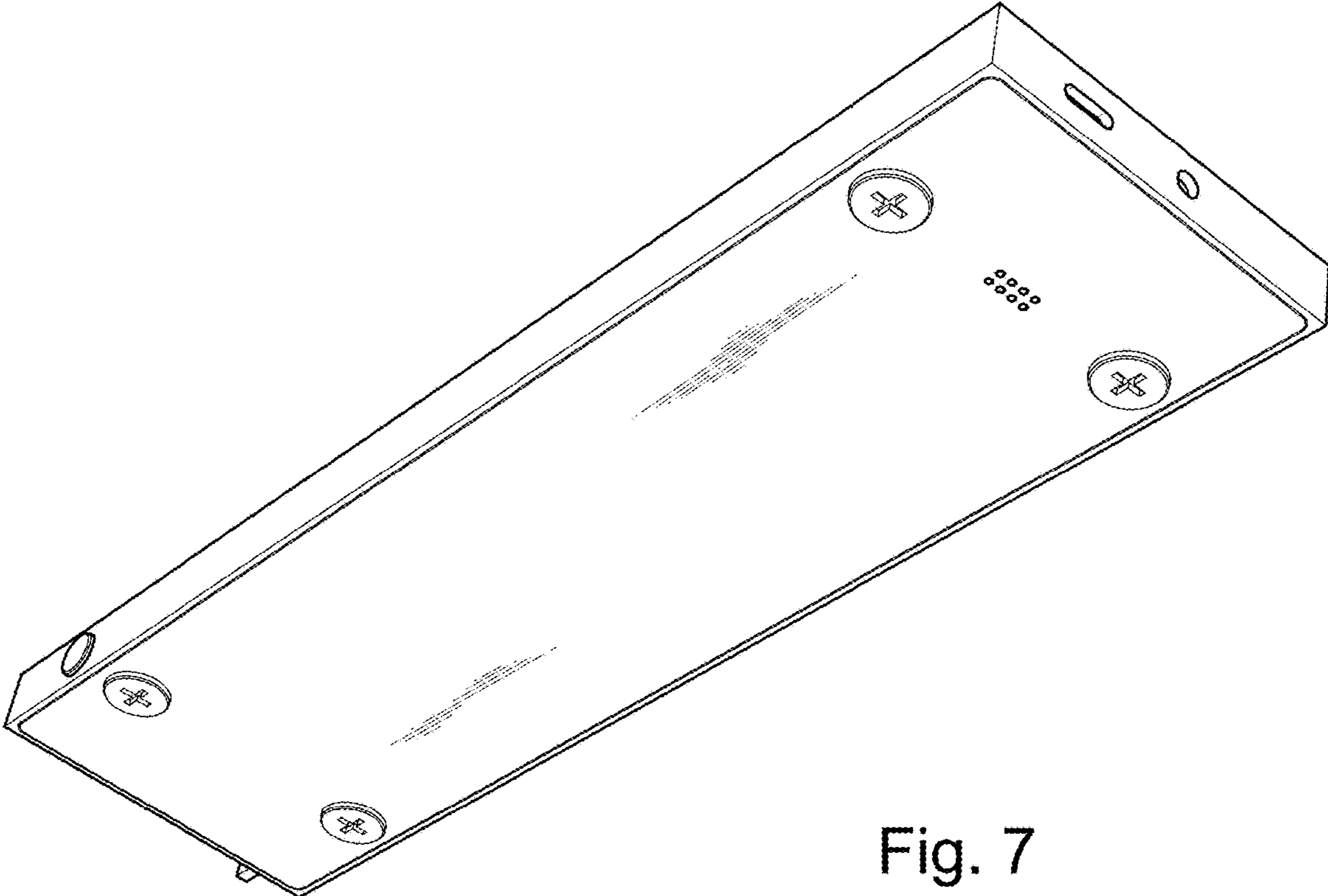


Fig. 7