



US00D800771S

(12) **United States Design Patent**  
**Hausman**

(10) **Patent No.:** **US D800,771 S**  
(45) **Date of Patent:** **\*\* Oct. 24, 2017**

(54) **DISPLAY PANEL OF AN ELECTRONIC GOLF DEVICE WITH A CHANGEABLE COMPUTER GENERATED ICON**

(71) Applicant: **TomTom International B.V.**,  
Amsterdam (NL)

(72) Inventor: **Nicholas Hausman**, London (GB)

(73) Assignee: **TomTom International B.V.**,  
Amsterdam (NL)

(\*\*) Term: **14 Years**

(21) Appl. No.: **29/502,119**

(22) Filed: **Sep. 11, 2014**

(51) **LOC (10) Cl.** ..... **14-14**

(52) **U.S. Cl.**  
USPC ..... **D14/492**

(58) **Field of Classification Search**  
USPC ..... D14/485-495  
CPC .... G06F 3/048; G06F 3/0481; G06F 3/04817;  
G06F 3/0482  
See application file for complete search history.

(56) **References Cited**

**U.S. PATENT DOCUMENTS**

D752,624 S *	3/2016	Butcher	.....	D14/486
D755,823 S *	5/2016	Chen	.....	D14/486
D762,713 S *	8/2016	Raykovich	.....	D14/488
D763,914 S *	8/2016	Butcher	.....	D14/490
D789,420 S *	6/2017	Hausman	.....	D14/492
2012/0004956 A1 *	1/2012	Huston	.....	G06Q 30/0207 705/14.1
2012/0007885 A1 *	1/2012	Huston	.....	H04L 67/18 345/633
2012/0079381 A1 *	3/2012	Swenson	.....	G11B 27/34 715/716
2013/0238724 A1 *	9/2013	Cunningham	.....	H04L 51/24 709/206

**OTHER PUBLICATIONS**

TomTom Golfer GPS Watch, by TomTom Official, published Oct. 31, 2014, YouTube.com [online], [retrieved Nov. 11, 2016]. Available from internet <URL:https://www.youtube.com/watch?v=uWE0qkm12hk>.\*

\* cited by examiner

*Primary Examiner* — Cathron Brooks  
*Assistant Examiner* — Andrew Nemeth

(57) **CLAIM**

The ornamental design for a display panel of an electronic golf device with a changeable computer generated icon, as shown and described.

**DESCRIPTION**

FIG. 1 shows a first top view of the changeable computer generated icon on a display panel of an electronic golf device.

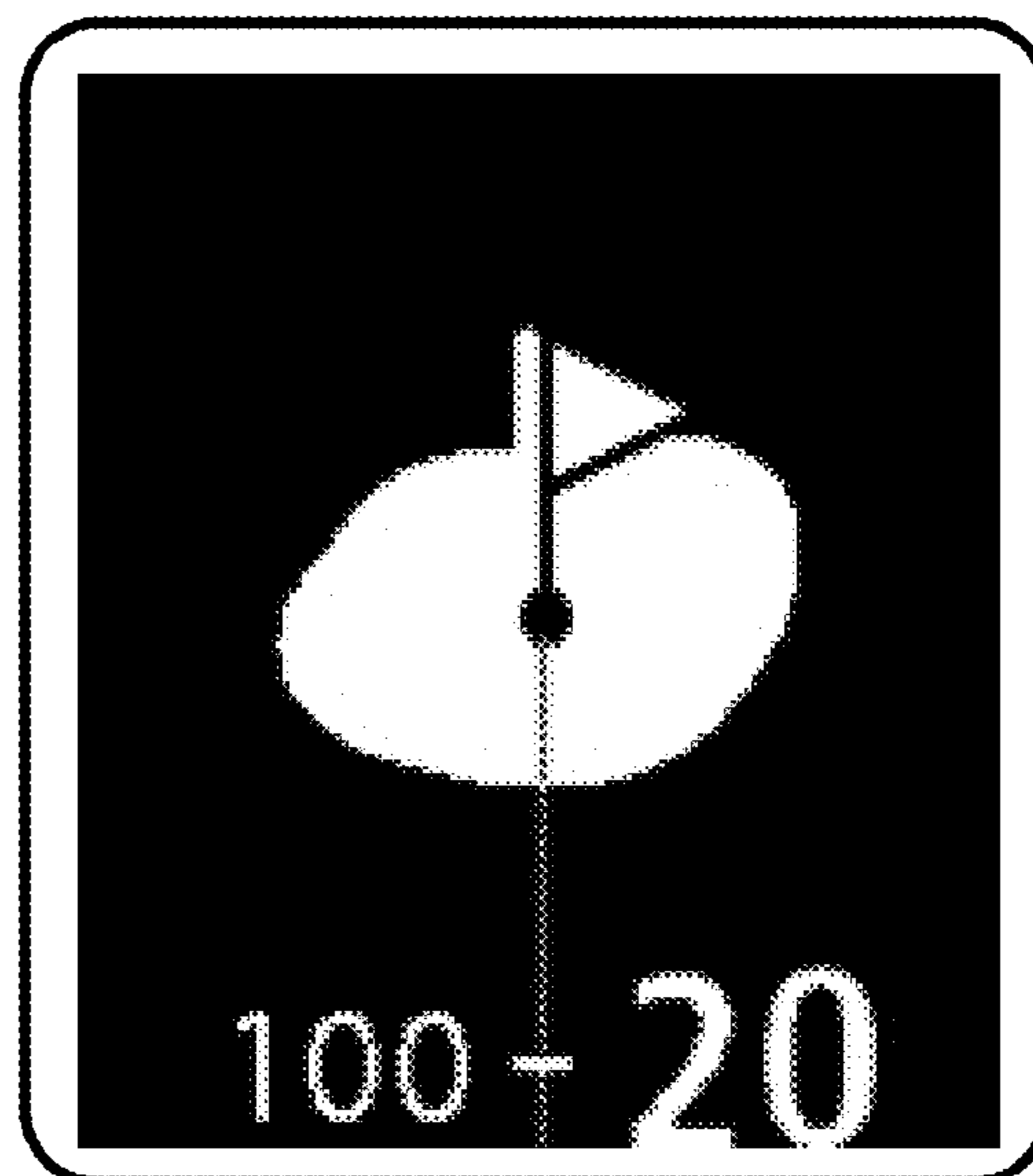
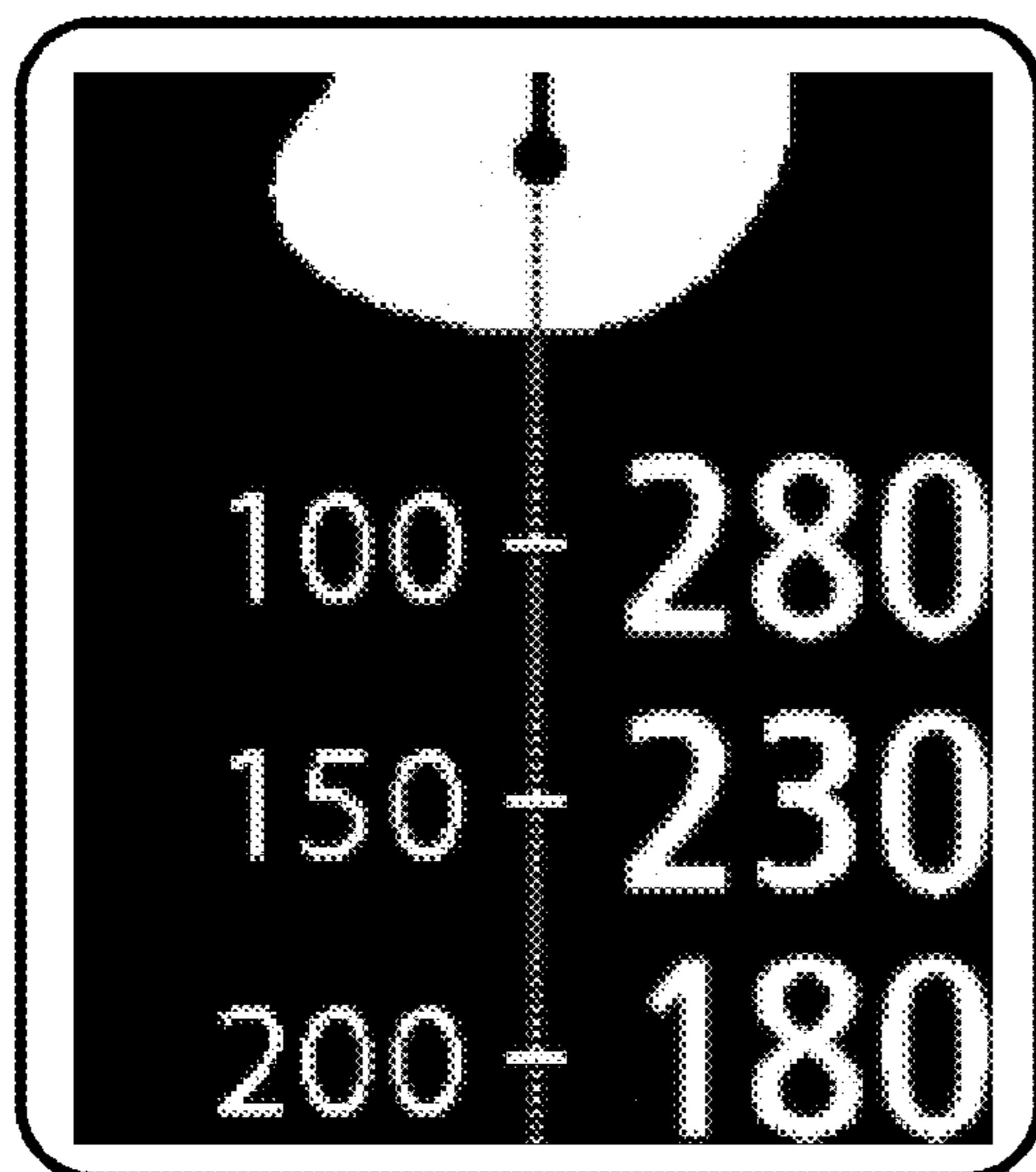
FIG. 2 shows a second top view of the changeable computer generated icon on the display panel of the device.

FIG. 3 shows a third top view of the computer generated icon on the display panel of the device; and,

FIG. 4 is a perspective view of the image of FIG. 1, shown on an electronic golf device. The broken lines showing the electronic golf device in FIG. 4 form no part of the claimed design.

The appearance of the changeable computer generated icon of the claimed design sequentially transitions between the images shown in FIGS. 1 to 3. The process or period in which one image transitions to another image does not form part of the claimed design.

**1 Claim, 3 Drawing Sheets**



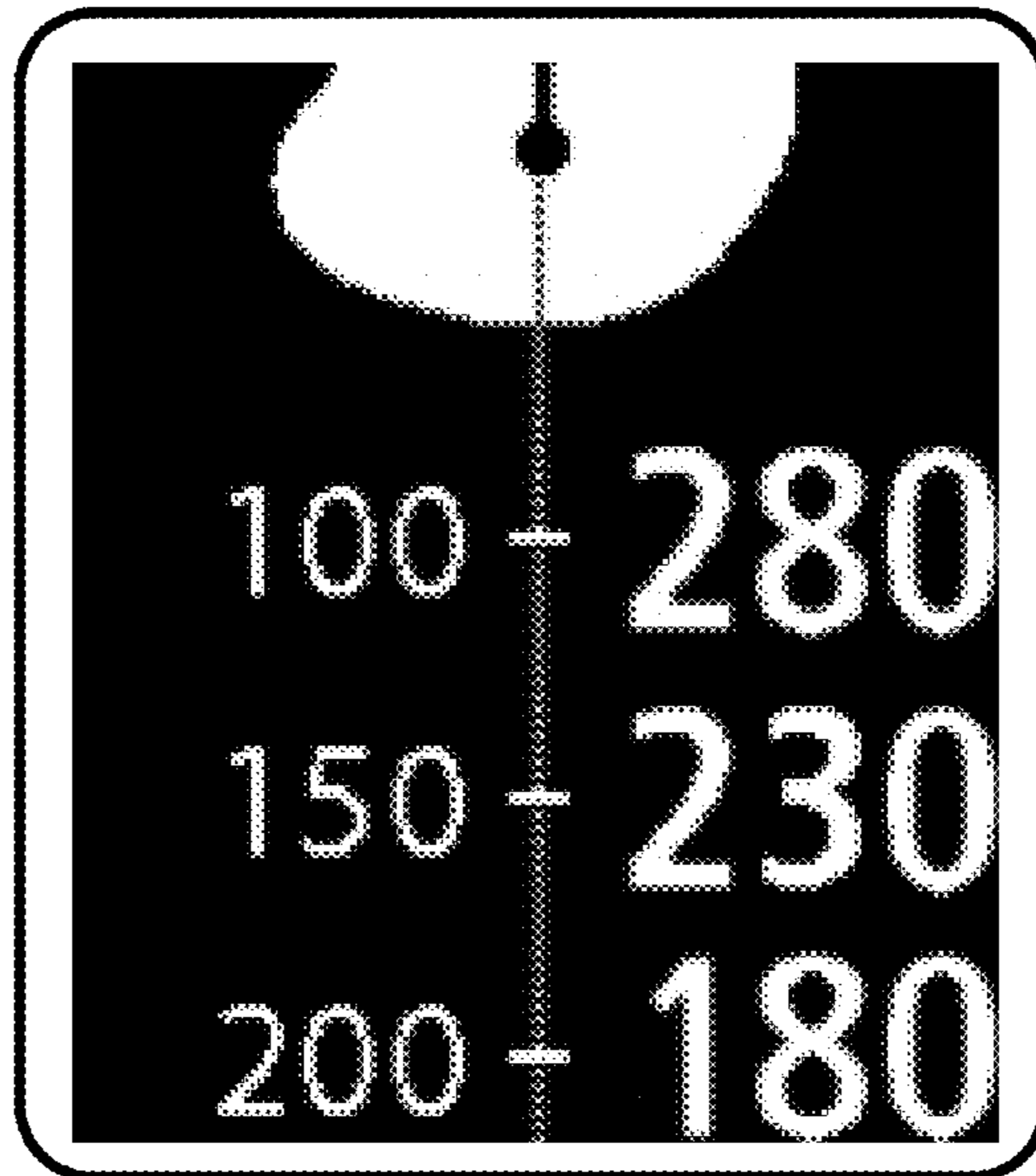


FIG. 1




FIG. 2

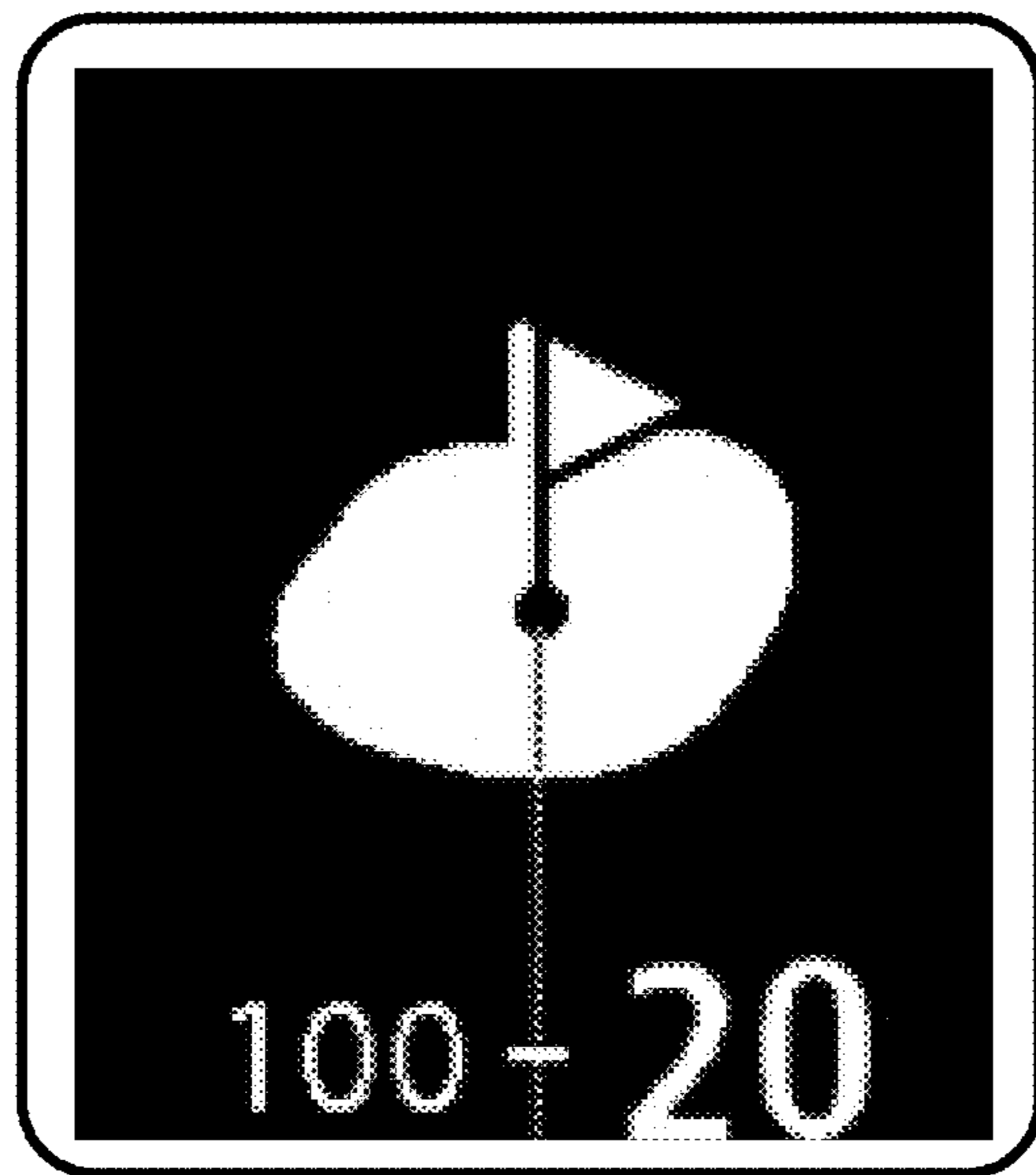


FIG. 3

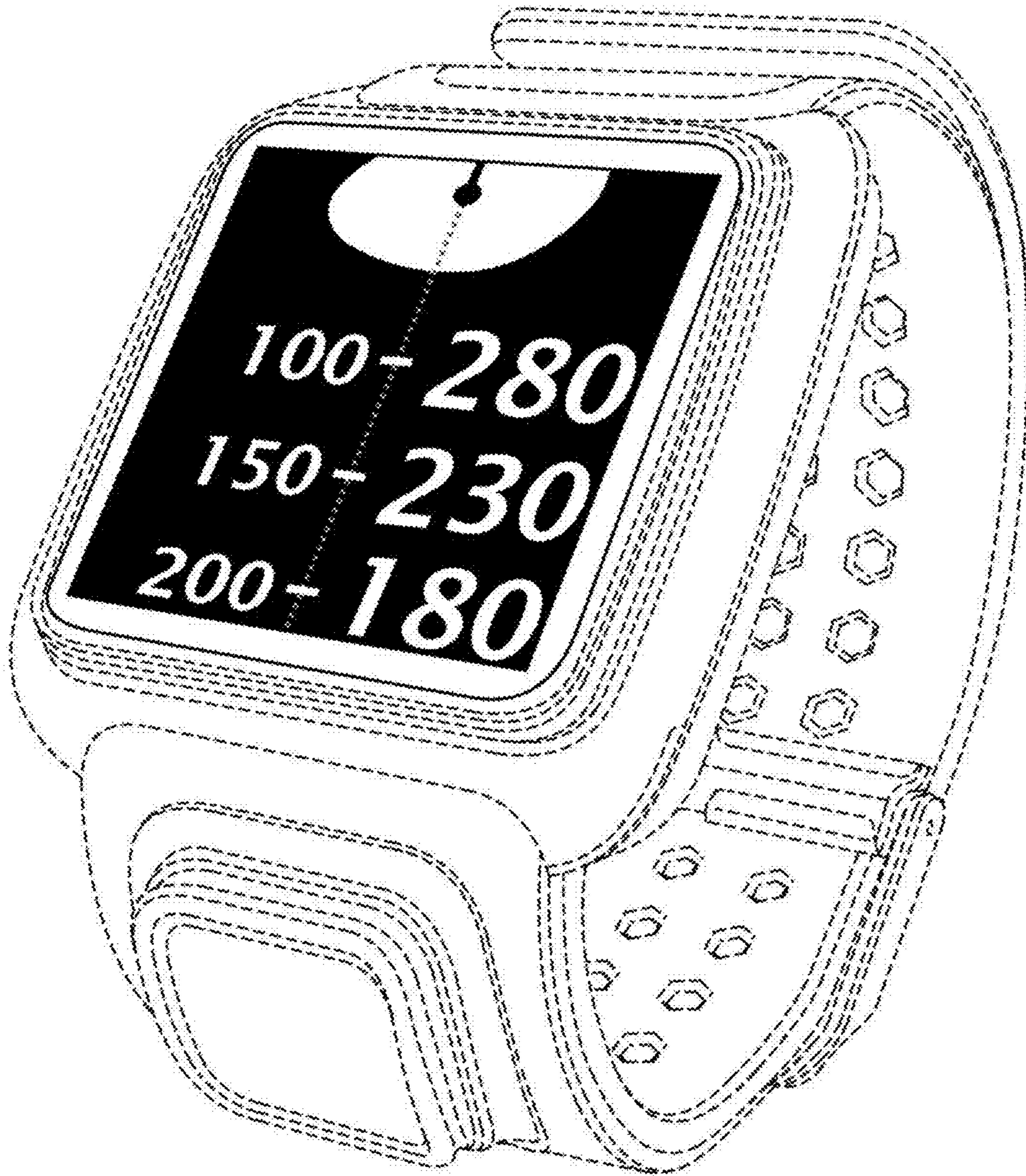


FIG. 4