



US00D800711S

(12) **United States Design Patent** (10) **Patent No.:** **US D800,711 S**  
**Kim** (45) **Date of Patent:** **\*\* Oct. 24, 2017**

(54) **CASE FOR ELECTRONIC DEVICE**

(71) Applicant: **Dae-Young Kim**, Seoul (KR)

(72) Inventor: **Dae-Young Kim**, Seoul (KR)

(73) Assignee: **SPIGEN KOREA CO., LTD.**,  
Geumcheon-Gu, Seoul (KR)

(\*\*) Term: **14 Years**

(21) Appl. No.: **29/495,085**

(22) Filed: **Jun. 26, 2014**

(51) **LOC (10) Cl.** ..... **14-01**

(52) **U.S. Cl.**  
USPC ..... **D14/250**

(58) **Field of Classification Search**  
USPC ..... D14/250–253, 440, 203.3–203.7, 217,  
D14/496, 248, 238.1, 240, 447, 230, 247,  
D14/341, 345, 346, 439; D3/201, 218,  
D3/269, 301, 273, 303; D13/103,  
D13/107–108; 220/4.02; 248/309.1;  
361/679.56; 379/426, 433.11, 455;  
455/575.1, 575.8; 190/100; 206/305,  
206/320

CPC . A45C 2011/002; A45C 11/00; A45C 13/002;  
A45C 2011/003; H04M 1/0283; H04M  
1/0202; H04M 1/185; H04B 1/3888

See application file for complete search history.

(56) **References Cited**

**U.S. PATENT DOCUMENTS**

D574,819 S *	8/2008	Andre	.....	D3/269
D622,716 S *	8/2010	Andre	.....	D14/250
D642,169 S *	7/2011	Andre	.....	D14/250
D644,218 S *	8/2011	Akana	.....	D14/250
D656,495 S *	3/2012	Andre	.....	D14/250
D671,930 S *	12/2012	Akana	.....	D14/250
D686,606 S *	7/2013	Hong	.....	D14/250

D686,607 S *	7/2013	Hong	.....	D14/250
D696,239 S *	12/2013	Murchison	.....	D14/250
8,655,422 B2 *	2/2014	Stiehl	.....	B29C 45/1676 361/730
D700,598 S *	3/2014	Kim	.....	D14/250
D703,197 S *	4/2014	Melanson	.....	D14/250
D706,255 S *	6/2014	Akana	.....	D14/250
D712,892 S *	9/2014	Hong	.....	D14/250
D715,786 S *	10/2014	Lee	.....	D14/250
D718,291 S *	11/2014	Hong	.....	D14/250
D719,559 S *	12/2014	Dukerschein	.....	D14/250
D721,360 S *	1/2015	Laffon de Mazieres	....	D14/250
D724,068 S *	3/2015	Dietrich	.....	D14/250
D730,344 S *	5/2015	Hemesath	.....	D14/250
D740,798 S *	10/2015	Poon	.....	D14/250
2014/0078671 A1 *	3/2014	Hong	.....	H04B 1/3888 361/679.56

(Continued)

*Primary Examiner* — Sandra Snapp

*Assistant Examiner* — Holly E Thurman

(74) *Attorney, Agent, or Firm* — East West Law Group;  
Heedong Chae

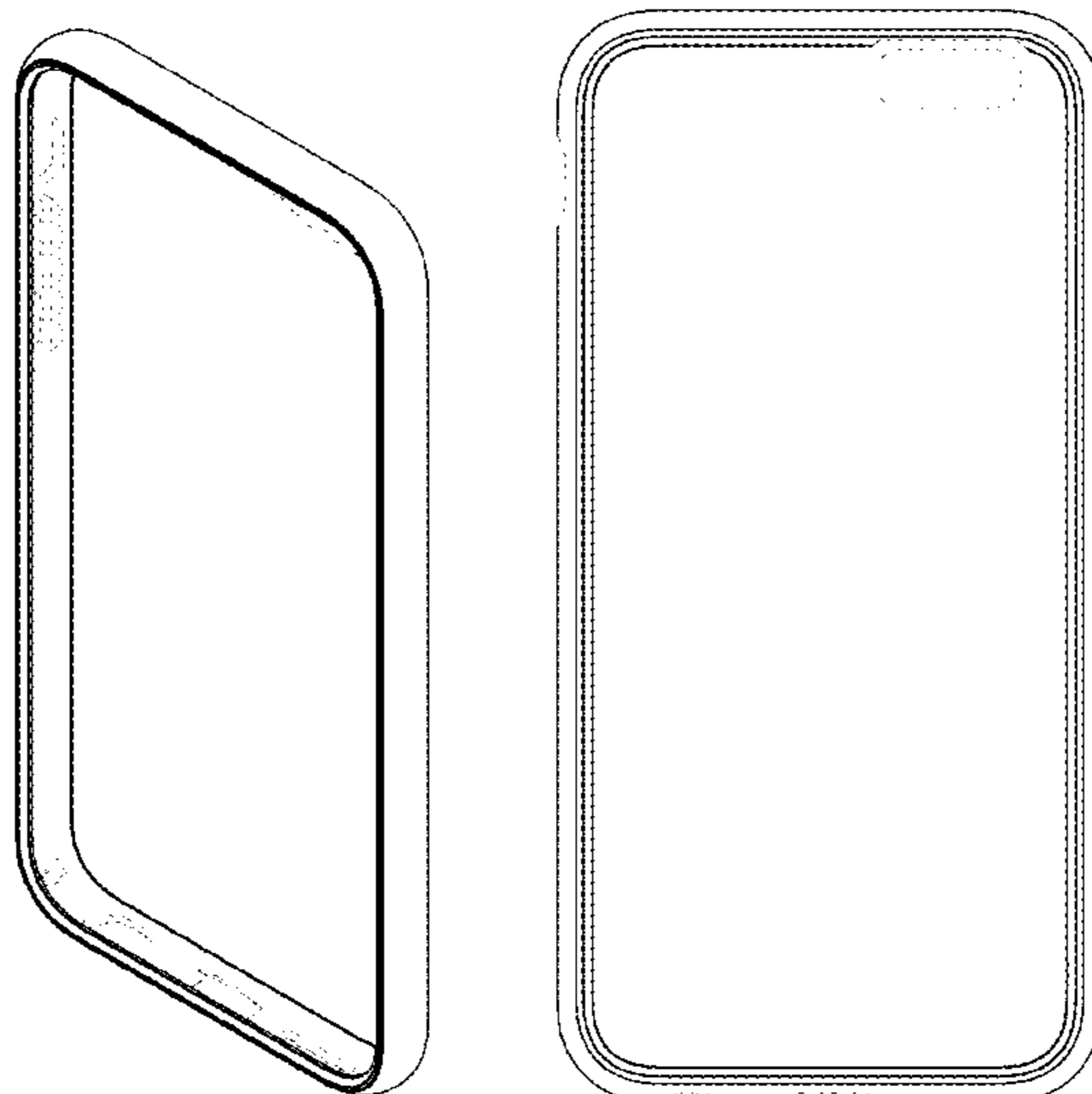
(57) **CLAIM**

The ornamental design for a case for electronic device, as shown and described.

**DESCRIPTION**

FIG. 1 is a right top front perspective view of a case for electronic device showing my new design;  
FIG. 2 is a left top front perspective view thereof;  
FIG. 3 is a rear perspective view thereof;  
FIG. 4 is a front elevational view thereof;  
FIG. 5 is a rear elevational view thereof;  
FIG. 6 is a left side elevational view thereof;  
FIG. 7 is a right side elevational view thereof;  
FIG. 8 is a top plan view thereof; and,  
FIG. 9 is a bottom plan view thereof.  
The broken lines depict unclaimed environment and form no part of the claimed design.

**1 Claim, 9 Drawing Sheets**



(56)

**References Cited**

U.S. PATENT DOCUMENTS

2014/0110276 A1\* 4/2014 Stiehl ..... B29C 45/1676  
206/37

\* cited by examiner

FIG. 1




FIG. 2




FIG. 3




FIG. 4




FIG. 5




FIG. 6





FIG. 7



FIG. 8



FIG. 9

