



US00D800710S

(12) **United States Design Patent** (10) **Patent No.:** **US D800,710 S**
Ryu et al. (45) **Date of Patent:** **** Oct. 24, 2017**

(54) **MOBILE PHONE**

(71) Applicant: **LG ELECTRONICS INC.**, Seoul (KR)

(72) Inventors: **Hyunggon Ryu**, Seoul (KR); **Hyunwoo Kim**, Seoul (KR); **Youngho Kim**, Seoul (KR)

(73) Assignee: **LG ELECTRONICS INC.**, Seoul (KR)

(**) Term: **15 Years**

(21) Appl. No.: **29/548,590**

(22) Filed: **Dec. 15, 2015**

(30) **Foreign Application Priority Data**

Jun. 16, 2015 (KR) 30-2015-0030222

(51) **LOC (10) Cl.** **14-03**

(52) **U.S. Cl.**
USPC **D14/248**

(58) **Field of Classification Search**
USPC D14/138 G, 138 AD, 248, 138 R,
D14/138 AC, 247, 137, 341-347
CPC H04M 1/0202; H04M 1/0235; H04M
1/0237; H04M 1/0239; H04M 1/0266;
H04M 1/0268; H04M 1/027; H04M
1/0295

See application file for complete search history.

(56) **References Cited**

U.S. PATENT DOCUMENTS

D536,329 S * 2/2007 Lee D14/203.6
D580,905 S * 11/2008 Park D14/138 AD
D595,286 S * 6/2009 Mitchell D14/248
D598,914 S * 8/2009 Song D14/345
D606,038 S * 12/2009 Aarras D14/138 G
D613,722 S * 4/2010 Kaneta D14/138 G
D615,951 S * 5/2010 Kim D14/138 G

D618,650 S * 6/2010 Hyun D14/138 AD
D640,216 S * 6/2011 Woo D14/138 G
D647,498 S * 10/2011 Lee D14/138 G
D654,040 S * 2/2012 Jung D14/138 AD
D666,981 S * 9/2012 Kim D14/138 G
D676,818 S * 2/2013 Park D14/138 G
D692,846 S * 11/2013 Lee D14/138 G
D754,625 S * 4/2016 Gold D14/138 G
D777,700 S * 1/2017 Kwon D14/138 G
D783,565 S * 4/2017 Kim D14/138 G

(Continued)

OTHER PUBLICATIONS

LG X screen, announced Feb. 2016, [online], [retrieved on Oct. 14, 2016]. Retrieved from Internet ,<URL: http://www.gsmarena.com>.*

(Continued)

Primary Examiner — Bridget L Eland

(74) *Attorney, Agent, or Firm* — Birch, Stewart, Kolasch & Birch, LLP

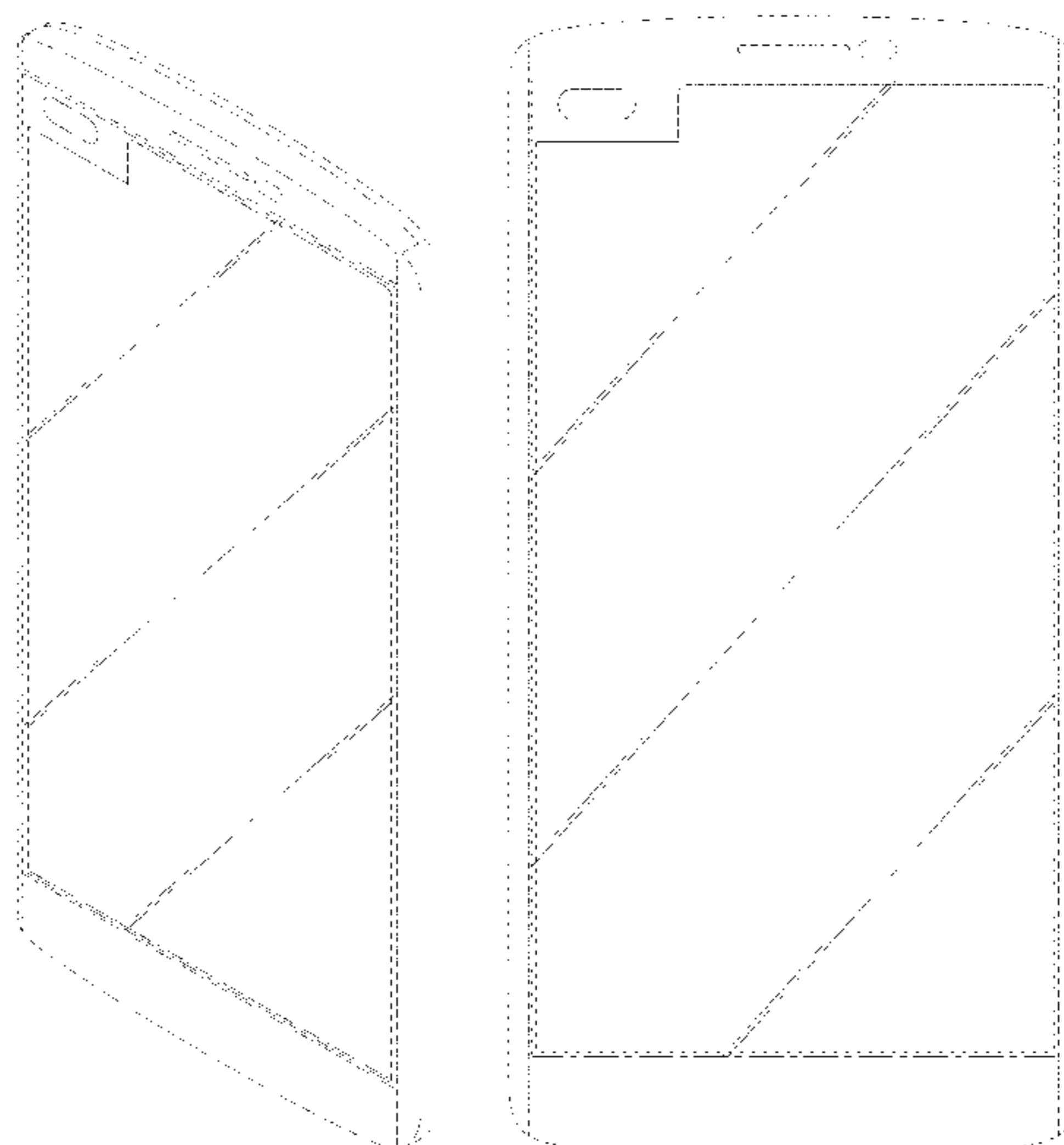
(57) **CLAIM**

The ornamental design a mobile phone, as shown and described.

DESCRIPTION

FIG. 1 is a perspective view of a mobile phone showing our new design;
FIG. 2 is a front view thereof;
FIG. 3 is a rear view thereof;
FIG. 4 is a left side view thereof;
FIG. 5 is a right side view thereof;
FIG. 6 is a top plan view thereof; and,
FIG. 7 is a bottom plan view thereof.
The broken lines depict portions of the mobile phone that form no part of the claimed design. The dash-dot broken lines define the bounds of the claimed design and form no part thereof.

1 Claim, 6 Drawing Sheets



(56)

References Cited

U.S. PATENT DOCUMENTS

D783,566 S * 4/2017 Kim D14/138 G
D784,281 S * 4/2017 Ryu D14/138 G
D784,314 S * 4/2017 Ryu D14/248
D784,315 S * 4/2017 Ryu D14/248
D786,229 S * 5/2017 Kim D14/248
2002/0107044 A1* 8/2002 Kuwata H04M 1/0202
455/566
2007/0285401 A1* 12/2007 Ohki G06F 1/1616
345/173

OTHER PUBLICATIONS

LG V10, announced Oct. 2015, [online], [retrieved on Dec. 5, 2016]. Retrieved from Internet ,<URL: <http://www.gsmarena.com>>.*

LG GC900 Viewty Smart, announced Apr. 2009, [online], [retrieved on Apr. 16, 2009]. Retrieved from Internet ,<URL: <http://www.gsmarena.com>>.*

Samsung I9010 Galaxy S Giorgio Amani, announced Nov. 2010, [online], [retrieved on Jan. 6, 2011]. Retrieved from Internet ,<URL: <http://www.gsmarena.com>>.*

* cited by examiner

FIG. 1

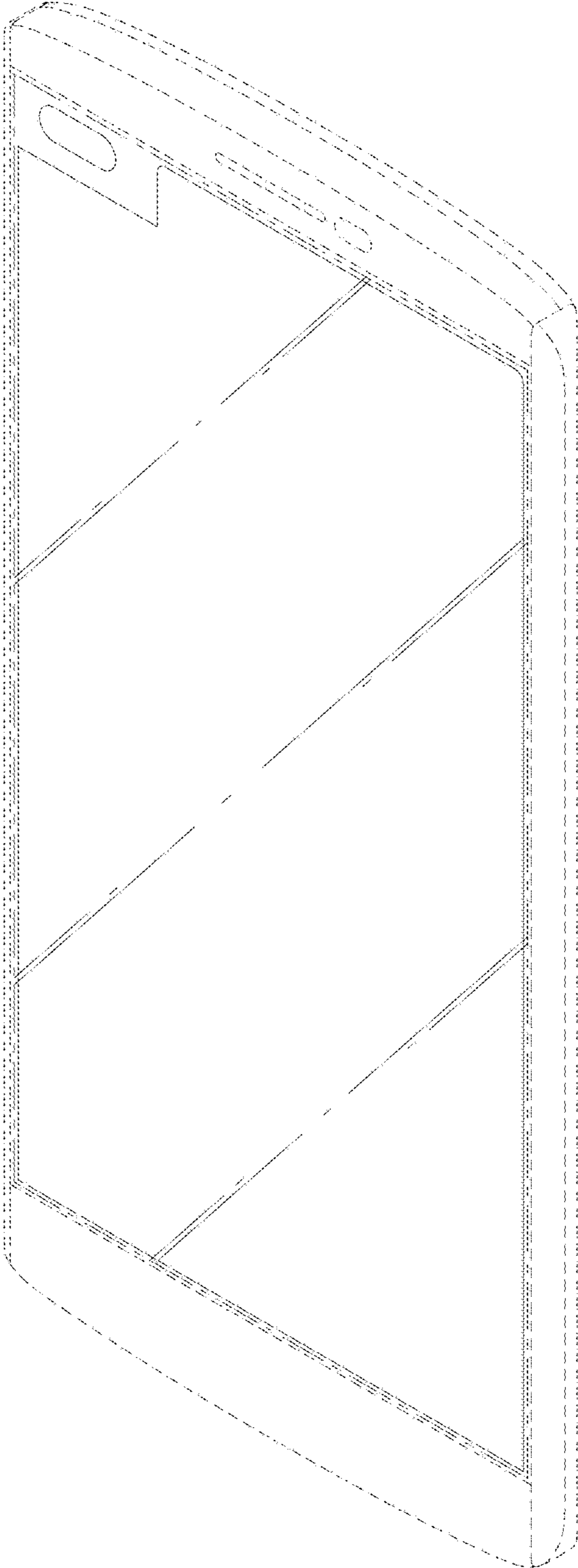


FIG. 2




FIG. 3




FIG. 4

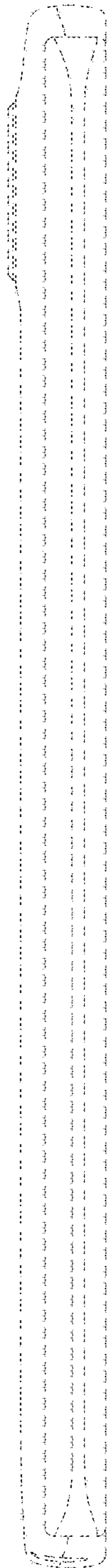


FIG. 5

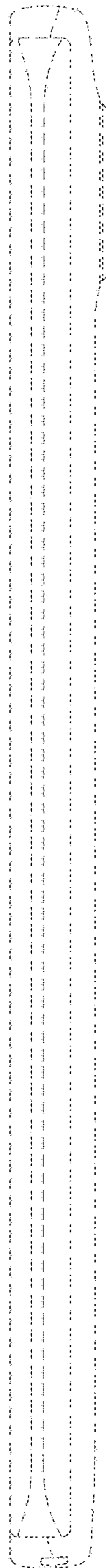


FIG. 6




FIG. 7

