



US00D800706S

(12) **United States Design Patent**  
**Ann et al.**

(10) **Patent No.:** **US D800,706 S**  
(45) **Date of Patent:** **\*\* Oct. 24, 2017**

(54) **TELEVISION**

CPC ... G06F 1/1601; G06F 1/1643; H05K 5/0004;  
H05K 5/0017; H05K 5/02; H05K 5/0217  
See application file for complete search history.

(71) Applicant: **SAMSUNG ELECTRONICS CO., LTD.**, Suwon-si, Gyeonggi-do (KR)

(72) Inventors: **Sung Jin Ann**, Seoul (KR); **Jung Geun Ahn**, Chuncheon-si (KR)

(73) Assignee: **SAMSUNG ELECTRONICS CO., LTD.**, Suwon-si (KR)

(\*\*) Term: **15 Years**

(21) Appl. No.: **29/573,574**

(22) Filed: **Aug. 8, 2016**

**Related U.S. Application Data**

(63) Continuation of application No. 29/518,079, filed on Feb. 19, 2015, now Pat. No. Des. 763,213.

(30) **Foreign Application Priority Data**

Aug. 26, 2014 (KR) ..... 30-2014-0041618

(51) **LOC (10) Cl.** ..... **14-03**

(52) **U.S. Cl.**  
USPC ..... **D14/239**; D14/126

(58) **Field of Classification Search**  
USPC ..... D14/125-134, 239, 371, 136, 374-377,  
D14/440, 450, 448, 336, 342, 159;  
312/7.2; 348/836, 838, 180, 184, 325,  
348/739; 248/917-924, 465; 345/104,  
345/133, 156, 168, 87, 173; D21/329,  
D21/515, 577, 622, 333, 433, 448, 452,  
D21/450, 331, 505; D10/15, 26;  
446/484, 175, 356; D6/477, 479, 300;  
D24/185; D34/14

(56) **References Cited**

U.S. PATENT DOCUMENTS

D743,953 S \* 11/2015 Ann ..... D14/239  
D745,864 S \* 12/2015 Jung ..... D14/239  
D760,706 S \* 7/2016 Son ..... D14/239

\* cited by examiner

*Primary Examiner* — Randall Gholson

(74) *Attorney, Agent, or Firm* — Ladas & Parry LLP

(57) **CLAIM**

The ornamental design for television, as shown and described.

**DESCRIPTION**

FIG. 1 is the front perspective view of a television showing our new design;

FIG. 2 is the front view thereof;

FIG. 3 is the rear view thereof;

FIG. 4 is the left-side view thereof;

FIG. 5 is the right-side view thereof;

FIG. 6 is the top plan view thereof;

FIG. 7 is the bottom plan view thereof; and,

FIG. 8 is the rear perspective view thereof.

The broken lines illustrating portions of the television are for illustrative purposes only and form no part of the claimed design.

The dot-dash broken lines in the figures represent an unclaimed boundary line and form no part of the claimed design.

**1 Claim, 7 Drawing Sheets**




FIG. 1

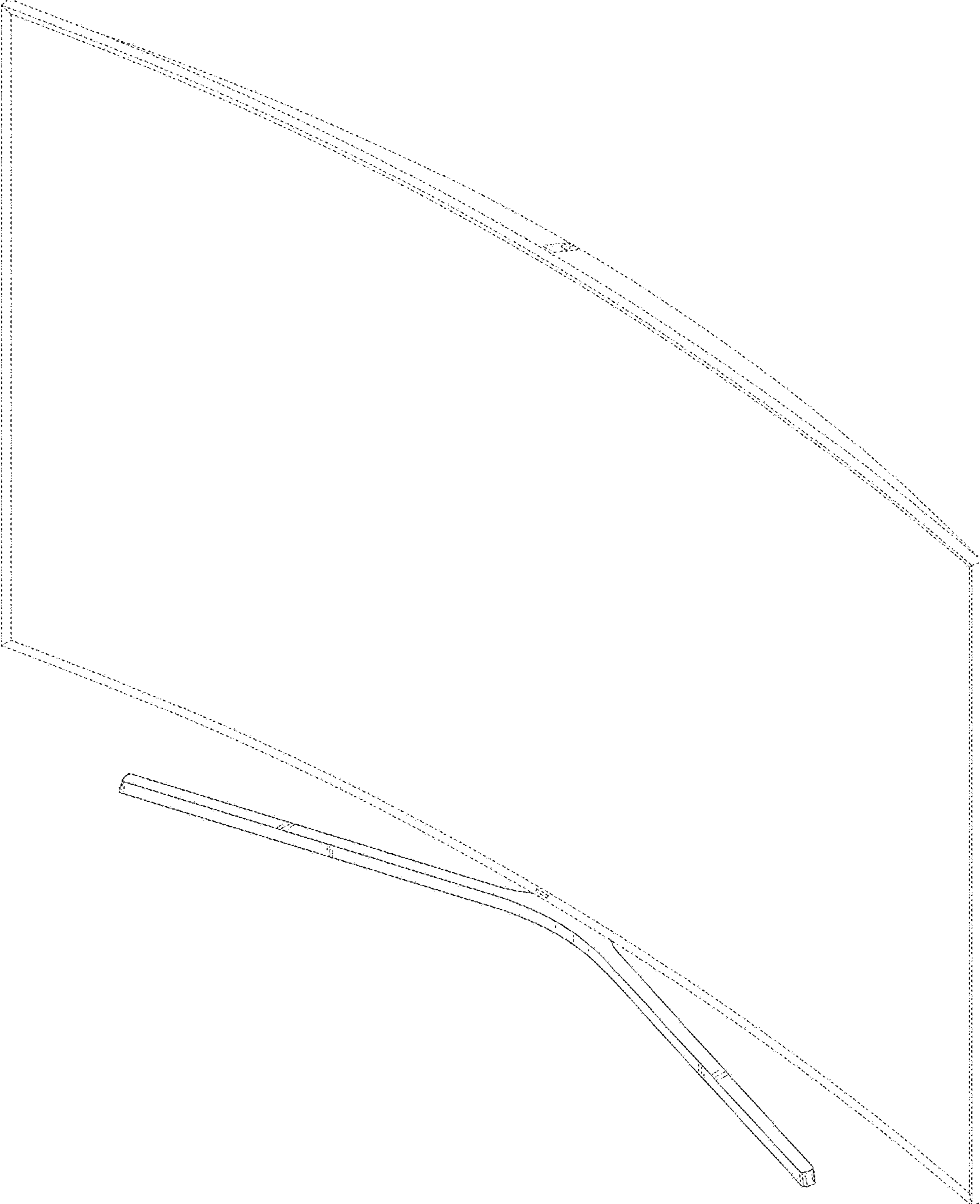


FIG. 2




FIG. 3

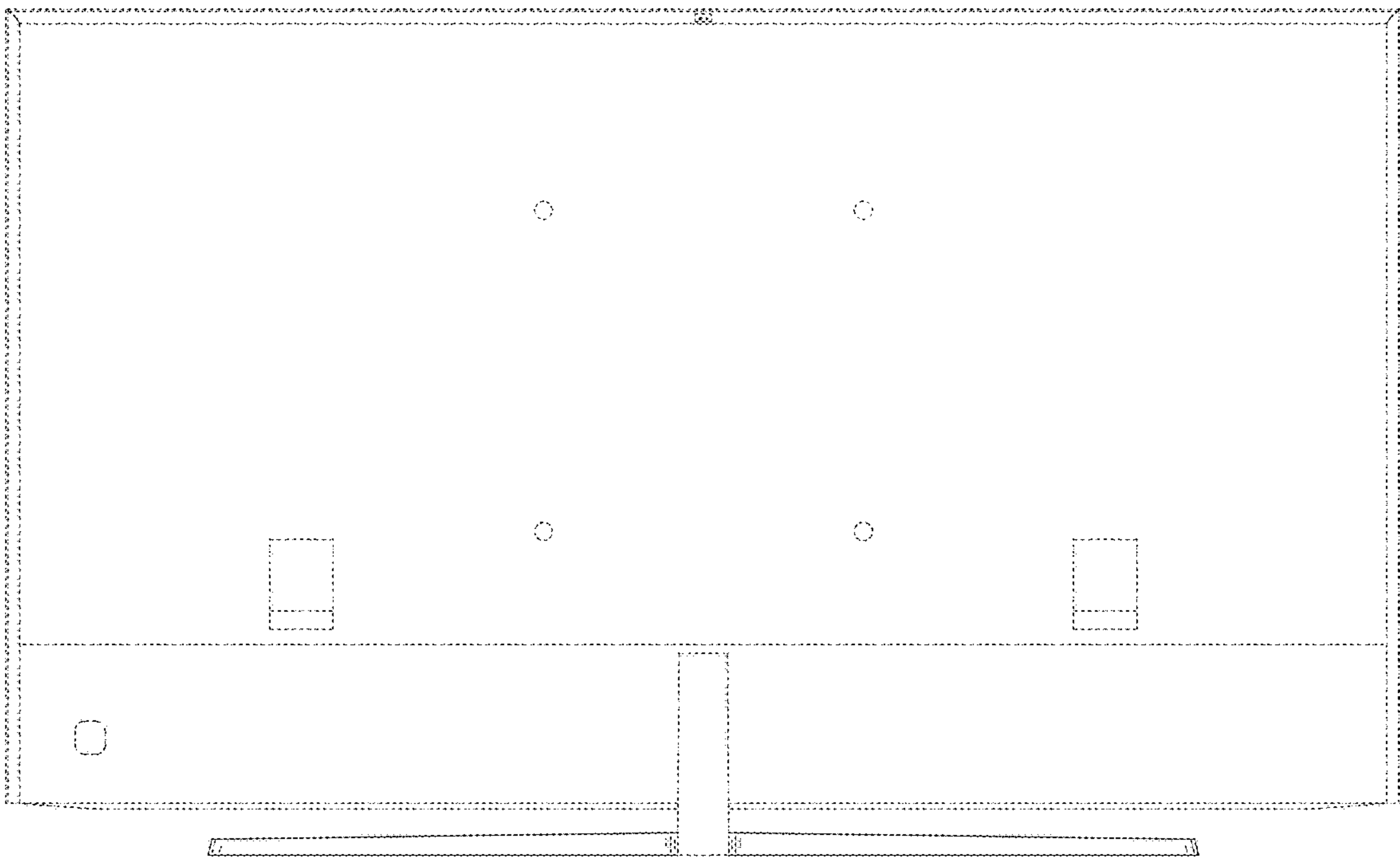


FIG. 4




FIG. 5




FIG. 6

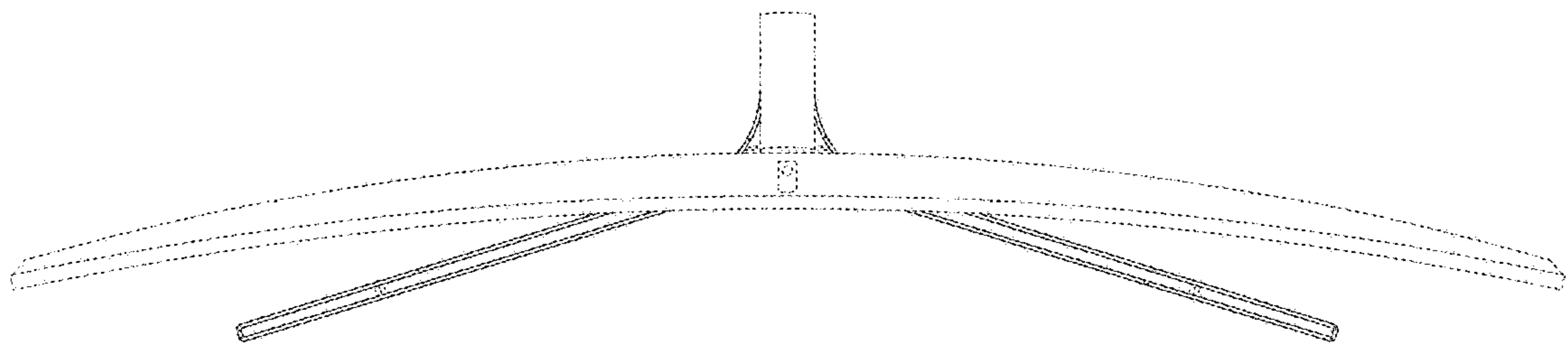


FIG. 7

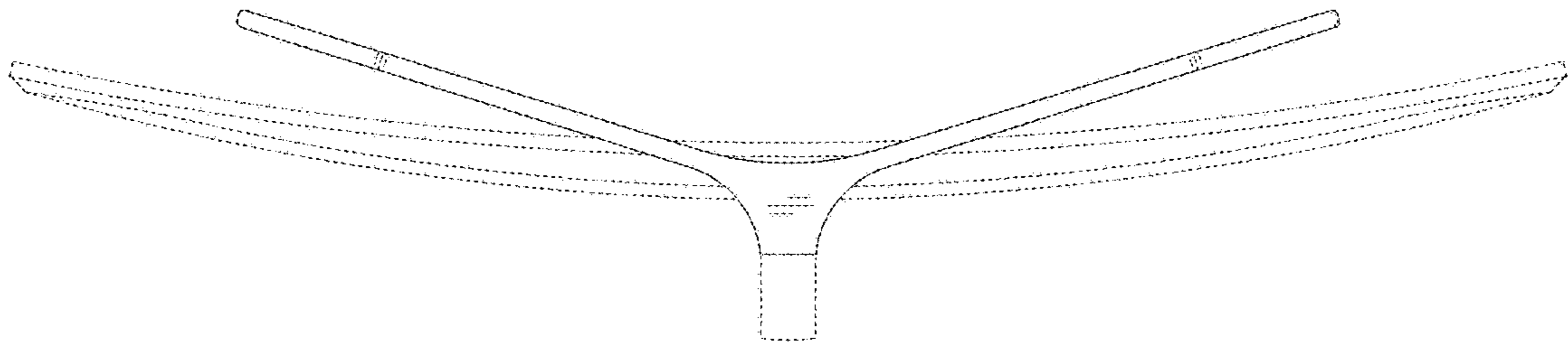


FIG. 8

