



US00D800676S

(12) **United States Design Patent** (10) **Patent No.:** **US D800,676 S**
Onda et al. (45) **Date of Patent:** **** Oct. 24, 2017**

- (54) **HEAT SINK**
- (71) Applicant: **ABL IP Holding LLC**, Decatur, GA (US)
- (72) Inventors: **Joseph J. Onda**, Lawrenceville, GA (US); **Benjamin Marshall Suttles**, Stockbridge, GA (US)
- (73) Assignee: **ABL IP Holding LLC**, Decatur, GA (US)
- (**) Term: **15 Years**
- (21) Appl. No.: **29/575,856**
- (22) Filed: **Aug. 30, 2016**
- (51) **LOC (10) Cl.** **13-03**
- (52) **U.S. Cl.**
USPC **D13/179**
- (58) **Field of Classification Search**
USPC D13/179, 145, 184; D23/318, 322; D4/127, 128; D28/18, 19
CPC B60H 1/2206; B60H 1/00264; B60H 1/00357; F24H 1/009; F24H 1/06; H05K 7/20172; F28F 2215/00; F28F 2215/02; F28F 2250/00; F28F 3/022; F28F 2215/04; G06F 1/20; F21V 29/80; F21V 29/81; H01L 23/3677; F28D 2021/0029
See application file for complete search history.

- D731,447 S * 6/2015 Ward D13/179
- D736,724 S * 8/2015 Shum D13/179
- 2004/0190257 A1* 9/2004 Chang H01L 23/3677 361/703
- 2007/0120250 A1* 5/2007 Fairchild H01L 23/3677 257/712
- 2007/0284092 A1* 12/2007 Ghosh F28D 15/0233 165/104.33

(Continued)

OTHER PUBLICATIONS

Enzotech, "Enzotech's Spread Pin Heat Sink Introduction ", Accessed Jun. 26, 2017, First captured on Mar. 10, 2012. (<http://www.enzotechnology.com/spreadpin.htm>).*

(Continued)

Primary Examiner — Jennifer Rivard

Assistant Examiner — April Rivas

(74) *Attorney, Agent, or Firm* — Kilpatrick Townsend & Stockton, LLP

(57) **CLAIM**

The ornamental design for a heat sink, as shown and described.

DESCRIPTION


FIG. 1 is a top perspective view of the heat sink. FIG. 2 is a left side elevation view of the heat sink of FIG. 1. FIG. 3 is a right side elevation view of the heat sink of FIG. 1. FIG. 4 is a front elevation view of the heat sink of FIG. 1. FIG. 5 is a rear elevation view of the heat sink of FIG. 1. FIG. 6 is a top plan view of the heat sink of FIG. 1; and, FIG. 7 is a bottom plan view of the heat sink of FIG. 1. The evenly dotted broken lines in the drawings illustrate portions of the heat sink and form no part of the claimed design.

1 Claim, 7 Drawing Sheets

(56) **References Cited**

U.S. PATENT DOCUMENTS

- D426,196 S * 6/2000 Lee D13/179
- D426,814 S * 6/2000 Lee D13/179
- D490,383 S * 5/2004 Tan D13/179
- D524,547 S * 7/2006 Hay D4/127
- D634,280 S * 3/2011 Chua D13/179
- D662,898 S * 7/2012 Petroski D13/179
- 8,262,256 B2 9/2012 Biebl et al.
- D677,636 S * 3/2013 Lee D13/179
- D694,017 S * 11/2013 Caggiano D4/127



(56)

References Cited

U.S. PATENT DOCUMENTS

2009/0321901 A1* 12/2009 Lopez H01L 23/367
257/675
2010/0276118 A1* 11/2010 Lin F21V 29/004
165/104.26
2012/0018112 A1* 1/2012 Chua B22C 9/067
164/120
2012/0044642 A1* 2/2012 Rodriguez H05B 33/0803
361/692
2012/0120608 A1* 5/2012 Guan H01L 23/40
361/704
2013/0306291 A1* 11/2013 Tung H01L 23/3677
165/185
2013/0327370 A1* 12/2013 Ward H01L 35/30
136/230
2013/0343056 A1* 12/2013 Wilhelm F21V 29/22
362/249.02
2016/0069622 A1* 3/2016 Alexiou G06F 1/1656
165/146
2016/0223183 A1* 8/2016 Zou F21V 29/80
2016/0245493 A1* 8/2016 Eustace F21V 29/673
2016/0298913 A1* 10/2016 Guo F28F 13/18

OTHER PUBLICATIONS

Embedded, "Hybrid heat sinks provide optimal cooling for embedded systems", Accessed Jun. 26, 2017, Posted on May 20, 2009. (<http://www.embedded.com/print/4027004>).*

Ledcooler, "Round Pin Fin LED Cooler, Cold Forged AL1070 LED Heatsink ", Accessed Jun. 26, 2017, posted Apr. 12, 2014. (<http://ledcooler.blogspot.com/2014/12/round-pin-fin-cooler-forged-heatsink.html>).*

* cited by examiner

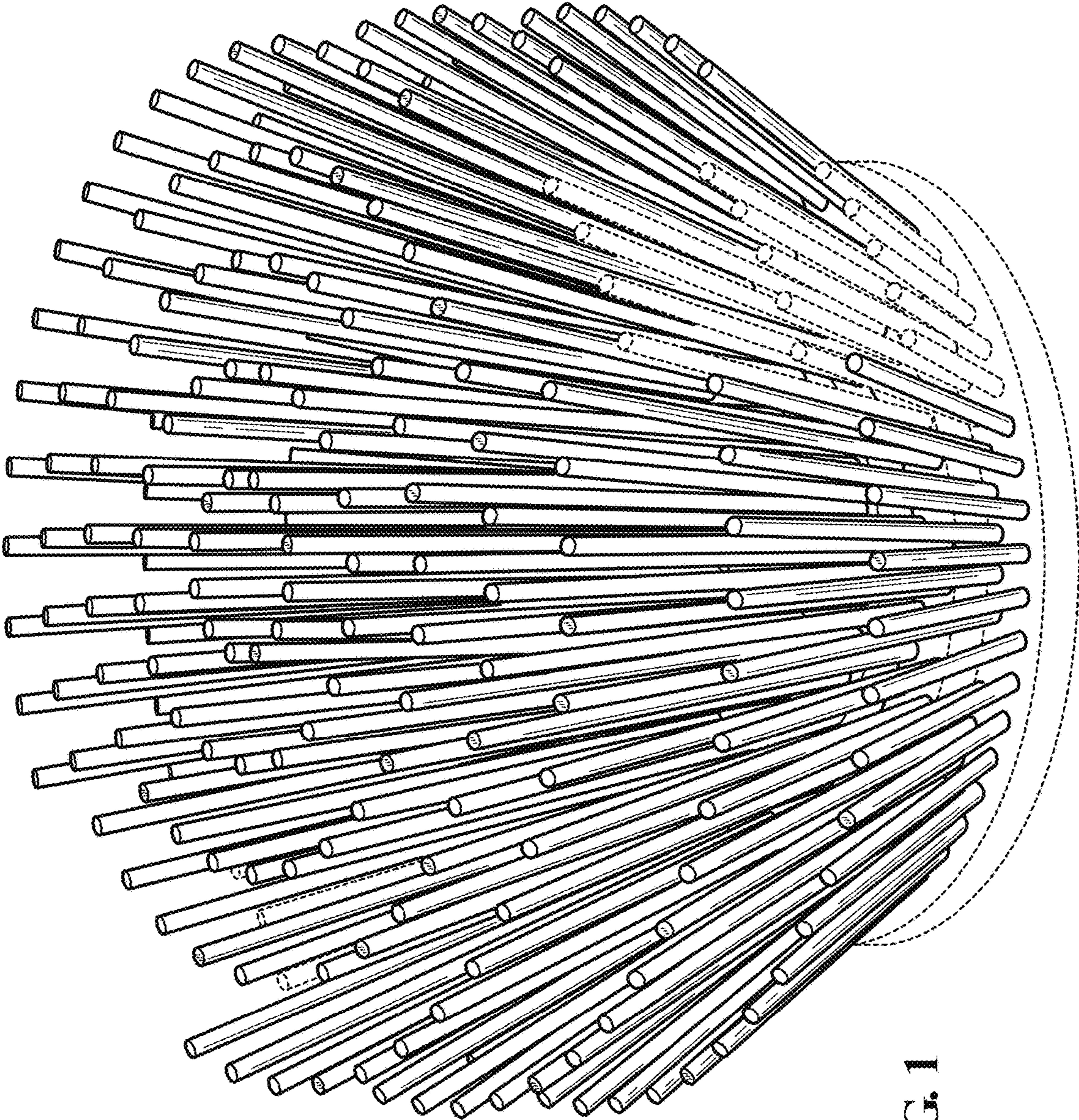


FIG. 1




FIG. 2




FIG. 3




FIG. 4




FIG. 5

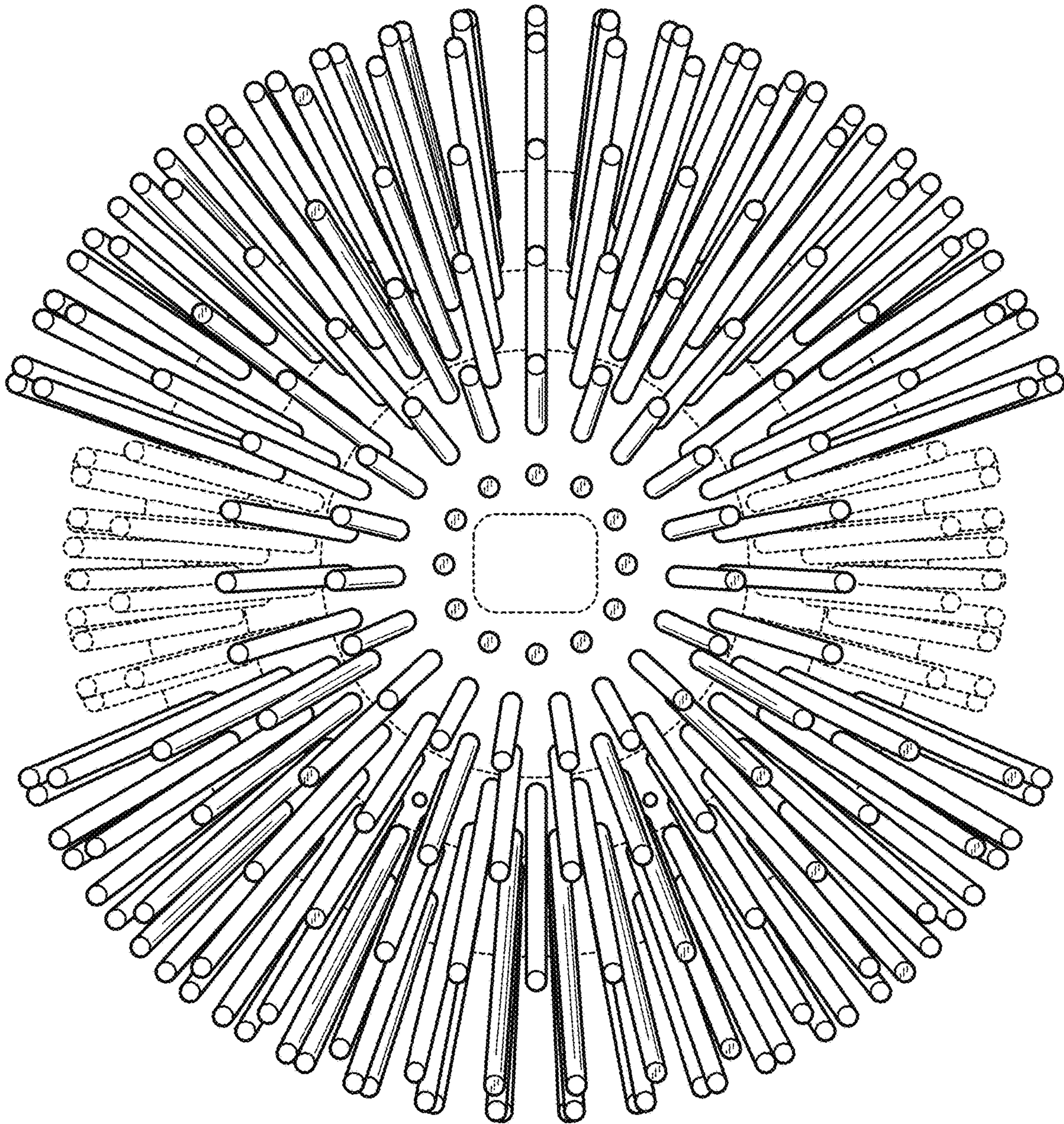


FIG. 6

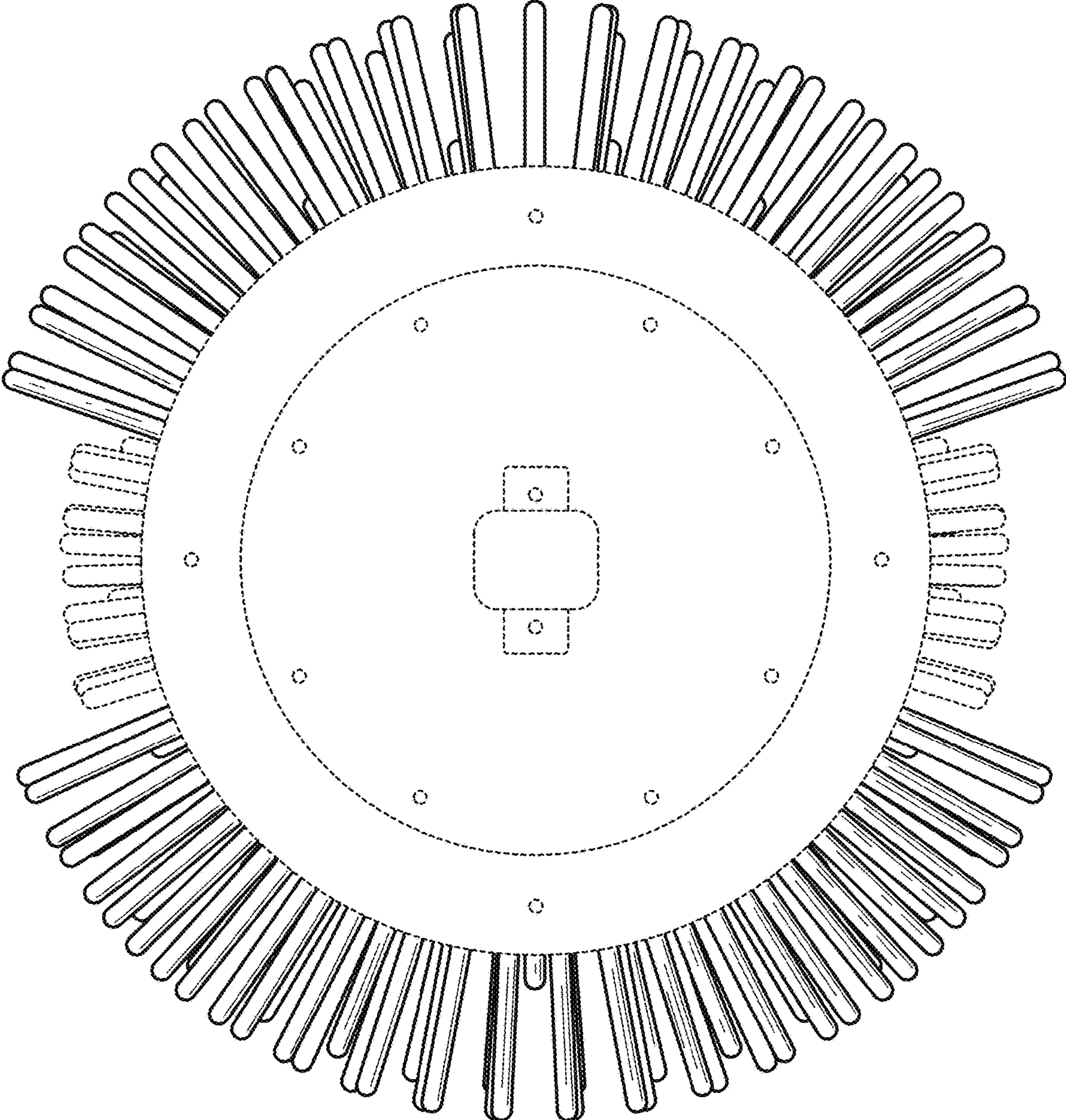


FIG. 7