



US00D800671S

(12) **United States Design Patent** (10) **Patent No.:** **US D800,671 S**  
**Poulheim et al.** (45) **Date of Patent:** **\*\* \*Oct. 24, 2017**

(54) **WALL MOUNTED BUTTON PANEL**  
(71) Applicant: **Crestron Electronics, Inc.**, Rockleigh, NJ (US)  
(72) Inventors: **André Poulheim**, Frechen (DE); **Stefan Kenta Hohn**, Cologne (DE); **Evan Ackmann**, Hoboken, NJ (US)  
(73) Assignee: **CRESTRON ELECTRONICS, INC.**, Rockleigh, NJ (US)

D325,559 S 4/1992 Rosenbaum et al.  
D330,013 S 10/1992 Wunsch  
D335,867 S 5/1993 Rowen  
D336,744 S 6/1993 Kahn et al.  
(Continued)

**FOREIGN PATENT DOCUMENTS**

CA 64543 10/1989  
CA 123789 6/2009  
(Continued)

(\* ) Notice: This patent is subject to a terminal disclaimer.

Lutron Electronics Co., Inc., Palladiom Brochure, P/N 367-2552 Rev E, Dec. 2015.

(\*\*) Term: **15 Years**

(Continued)

(21) Appl. No.: **29/578,540**

*Primary Examiner* — Selina Sikder

(22) Filed: **Sep. 22, 2016**

(74) *Attorney, Agent, or Firm* — Crestron Electronics, Inc

(51) **LOC (10) Cl.** ..... **13-03**

(57) **CLAIM**

(52) **U.S. Cl.**  
USPC ..... **D13/164**

The ornamental design for a wall mounted button panel, as shown and described.

(58) **Field of Classification Search**  
USPC ..... D13/162, 164, 171, 177  
CPC .. H01H 3/12; H01H 9/02; H01H 9/16; H01H 9/18; H01H 9/181; H01H 9/182; H01H 13/04; H01H 13/14; H01H 2009/187; H05B 33/0803; H05B 33/0863; H05B 37/02; H05B 37/0254; H05B 37/0272; H05B 39/02; H05B 39/04; H05B 39/085; H05B 39/086; H05B 39/088  
See application file for complete search history.

**DESCRIPTION**

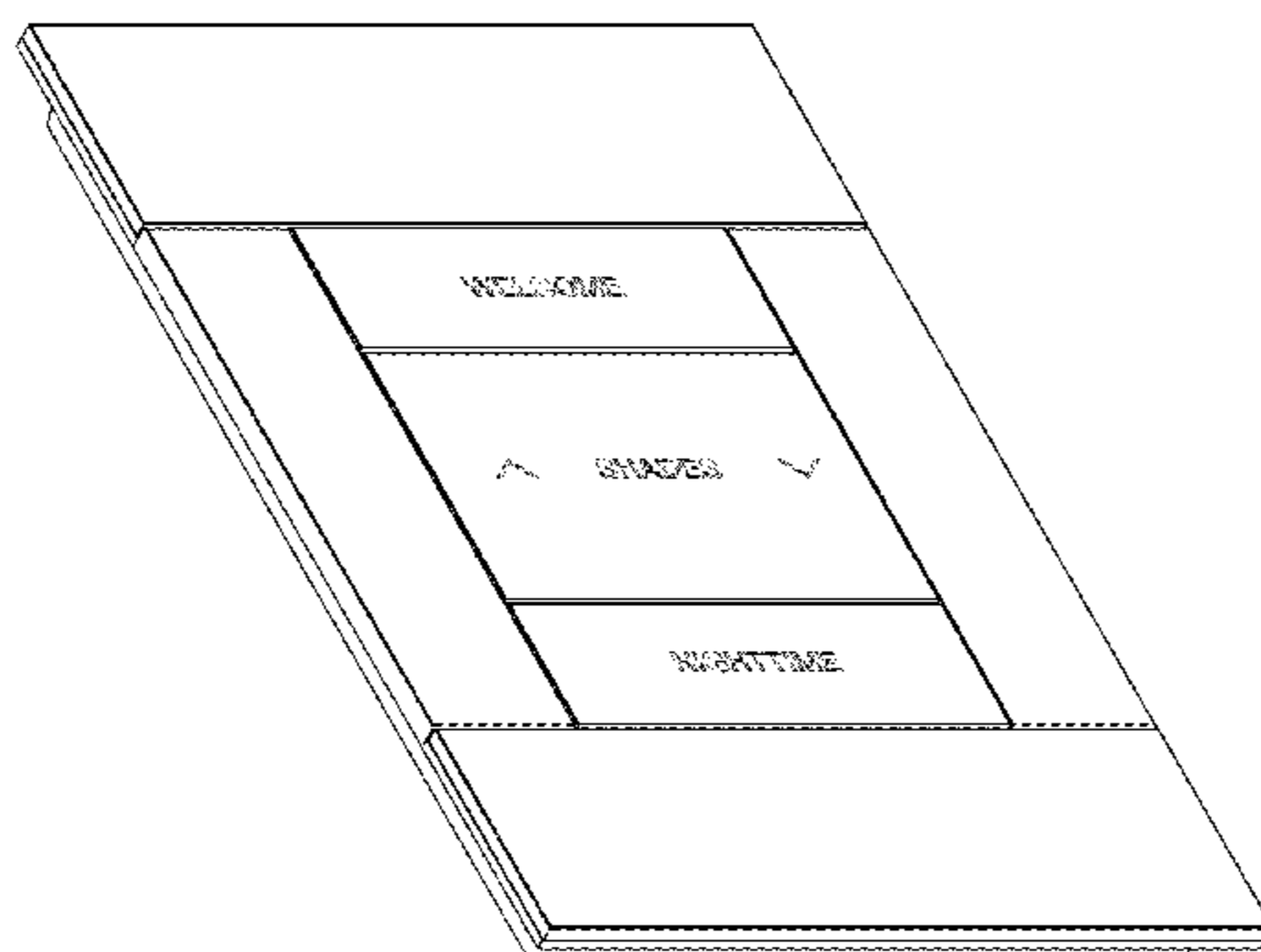
FIG. 1 shows a front perspective view of a wall mounted button panel.  
FIG. 2 shows a front elevation view of the wall mounted button panel.  
FIG. 3 shows a left side view of the wall mounted button panel.  
FIG. 4 shows a right side view of the wall mounted button panel.  
FIG. 5 shows a top view of the wall mounted button panel; and,  
FIG. 6 shows a bottom view of the wall mounted button panel.  
The broken lines in the figures depict portions of the wall mounted button panel that form no part of the claimed design.

(56) **References Cited**

**U.S. PATENT DOCUMENTS**

D204,941 S \* 5/1966 Ramsing et al. .... D13/169  
D287,717 S 1/1987 Farwell et al.  
D290,086 S \* 6/1987 Fong ..... D26/51  
D297,404 S 8/1988 Yandek et al.  
4,972,045 A \* 11/1990 Primeau ..... H01H 23/148  
174/66

**1 Claim, 4 Drawing Sheets**



(56)

References Cited

U.S. PATENT DOCUMENTS

D336,894 S 6/1993 Zaretsky et al.  
 D351,099 S \* 10/1994 Flasz ..... D8/353  
 D394,042 S 5/1998 Hwang  
 5,999,083 A \* 12/1999 Kordecki ..... H01C 10/103  
 338/113  
 D436,930 S 1/2001 Butler  
 D437,585 S 2/2001 Mayo et al.  
 D441,722 S 5/2001 Pattberg  
 D450,043 S 11/2001 Mosebrook  
 6,380,696 B1 4/2002 Sembhi et al.  
 6,545,434 B2 4/2003 Sembhi et al.  
 D475,024 S 5/2003 Bennett et al.  
 6,943,297 B2 \* 9/2005 Capella ..... H01R 13/4534  
 174/66  
 D518,794 S 4/2006 Hedderich et al.  
 D519,939 S 5/2006 Hedderich et al.  
 D539,758 S 4/2007 Blair et al.  
 D543,951 S 6/2007 Blair et al.  
 D549,710 S 8/2007 Hyneczek et al.  
 D563,326 S 3/2008 Patel et al.  
 D564,457 S 3/2008 Billings et al.  
 D581,369 S 11/2008 Egea  
 D596,143 S 7/2009 Felegy, Jr. et al.  
 D602,446 S 10/2009 Felegy, Jr. et al.  
 D606,030 S 12/2009 Felegy, Jr. et al.  
 D606,500 S 12/2009 Snyder et al.  
 D614,589 S 4/2010 Altonen et al.  
 D620,457 S 7/2010 Maurer et al.  
 7,781,690 B2 8/2010 Ishii  
 D626,092 S 10/2010 Clymer et al.  
 D627,309 S 11/2010 Snyder et al.  
 D631,856 S 2/2011 Altonen et al.  
 D633,448 S 3/2011 Biery et al.  
 D633,874 S 3/2011 Feldstein et al.  
 D636,347 S 4/2011 Felegy, Jr. et al.  
 D636,351 S 4/2011 Rodriguez et al.  
 D638,375 S 5/2011 Clymer et al.  
 D638,805 S 5/2011 Clymer et al.  
 D645,413 S 9/2011 Lind, III et al.  
 D647,489 S 10/2011 Lind, III et al.  
 D649,123 S 11/2011 Jacoby et al.  
 D649,125 S 11/2011 Clymer et al.  
 D649,520 S 11/2011 Jacoby et al.  
 D654,030 S 2/2012 Hoffknecht et al.  
 8,242,364 B1 \* 8/2012 Shotey ..... H02G 3/14  
 174/57  
 D666,978 S \* 9/2012 Felegy, Jr. .... D13/164  
 D669,866 S 10/2012 Gilbert et al.  
 D673,510 S 1/2013 Felegy, Jr. et al.  
 8,350,154 B1 \* 1/2013 Shotey ..... H02G 3/14  
 174/57  
 D687,390 S 8/2013 McDonald et al.  
 D691,097 S 10/2013 Lind, III et al.  
 D694,196 S 11/2013 Felegy, Jr. et al.  
 D694,716 S 12/2013 Felegy, Jr. et al.  
 D703,623 S 4/2014 Altonen et al.  
 D705,741 S 5/2014 Porter et al.  
 D706,731 S 6/2014 Altonen et al.  
 D706,732 S 6/2014 Altonen et al.  
 D711,837 S 8/2014 Clymer et al.  
 D711,838 S 8/2014 Spira  
 D714,231 S 9/2014 Sparks et al.  
 D714,232 S 9/2014 Chambers et al.  
 D714,234 S 9/2014 Altonen et al.  
 D714,736 S 10/2014 O'Donnell  
 D715,231 S 10/2014 O'Donnell  
 D717,742 S 11/2014 Larkin et al.  
 D720,306 S 12/2014 Altonen et al.  
 D721,659 S 1/2015 Rodriguez et al.  
 D726,663 S 4/2015 Clymer et al.  
 D733,073 S 6/2015 Larkin et al.  
 D733,076 S 6/2015 Jacoby et al.  
 D733,668 S 7/2015 Altonen et al.

D734,277 S 7/2015 Jacoby et al.  
 D736,718 S 8/2015 Spira  
 D737,154 S 8/2015 Jacoby et al.  
 D737,222 S 8/2015 Altonen et al.  
 D739,830 S 9/2015 Spira  
 D750,981 S 3/2016 Jacoby et al.  
 D755,732 S 5/2016 Moeller  
 D755,739 S 5/2016 Altonen et al.  
 D762,590 S 8/2016 Clymer et al.  
 D767,513 S \* 9/2016 Jacoby ..... D13/164  
 D768,582 S \* 10/2016 Jacoby ..... D13/164  
 D769,829 S \* 10/2016 Jacoby ..... D13/164  
 D772,177 S \* 11/2016 Hickok ..... D13/177  
 D792,358 S \* 7/2017 Poulheim ..... D13/164  
 2016/0069537 A1 3/2016 Dimberg et al.  
 2016/0073467 A1 3/2016 McDonald et al.

FOREIGN PATENT DOCUMENTS

CA 123790 6/2009  
 EM 000253737-0007 2/2005  
 EM 000253737-0011 2/2005  
 EM 000508171-0001 5/2006  
 EM 000511720-0007 5/2006  
 EM 000536990-0012 8/2006  
 EM 000578612-0003 10/2006  
 EM 002031021-0001 4/2012  
 EM 002031070-0001 4/2012  
 EM 002167098-0001 1/2013  
 EM 002578039-0001 3/2015  
 EM 002578039-0002 3/2015  
 EM 002578039-0003 3/2015  
 EM 002627950-0001 5/2015  
 EM 002627992-0001 5/2015  
 GB 2082690 4/1999  
 GB 4006871 3/2008  
 IN 253519 11/2013  
 KR 300764224 9/2014  
 WO DM064785 12/2003

OTHER PUBLICATIONS

Insteon, Keypad Dimmer Owner's Manual 2334-222, Rev: Jul. 25, 2013 9:16 AM.  
 Insteon, Remote Control Keypad Switch Model: 2486D—8-button, Quick Start Guide, 2012.  
 Philips Color Kinetics, Controller Keypad, Wall-mounted keypad for triggering iPlayer 3 light shows, DAS-000016-01 R05, 04-12.  
 Crestron Electronics, Inc., CLWI-KPLCN, Specifications subject to change without notice. Revised Jun. 2, 2016.  
 Crestron Electronics, Inc., CLWI-KPLCN, In-Wall Lighting Keypad, Cresnet® Installation Guide, DOC. 7242A (2031639) 08.13.  
 Insteon, KeypadLinc, V2 Dimmer, Rev 051205, 2005.  
 Philips Solid-State Lighting Solutions, Inc., Controller Keypad 103-000020-00, 2016.  
 PCS PulseWorx, UPB Wall Controller, 7 Button, Item # PCKPCW7x, 2016.  
 PCS PulseWorx, KPC7, Keypad Controller 7 Button, 2013.  
 PCS PulseWorx, KPC 7-Button Controller Manual Configuration Guide, Version 1.0 Oct. 1, 2013.  
 Control4 Lighting Equipment, available at [www.c9ny.com/products/c4/lighting](http://www.c9ny.com/products/c4/lighting), accessed on Sep. 21, 2016.  
 Digital Lumens Incorporated, LightRules, Hardware Components, available at [www.documentation.digitallumens.com/Content/LightRules/Admin%20Guide-English/LightRules%20Overview/Hardware%20Components.htm](http://www.documentation.digitallumens.com/Content/LightRules/Admin%20Guide-English/LightRules%20Overview/Hardware%20Components.htm), accessed on Sep. 21, 2016.  
 Insteon, Insteon Remote Control Dimmer Keypad, 6-Button—White, available at [www.smarthome.com/insteon-2334-232-keypad-dimmer-switch-dual-band-6-button-white.html](http://www.smarthome.com/insteon-2334-232-keypad-dimmer-switch-dual-band-6-button-white.html), accessed on Sep. 21, 2016.  
 U.S. Appl. No. 29/293,669, filed Dec. 4, 2007, titled "Lighting control keypad", Abandoned.

\* cited by examiner

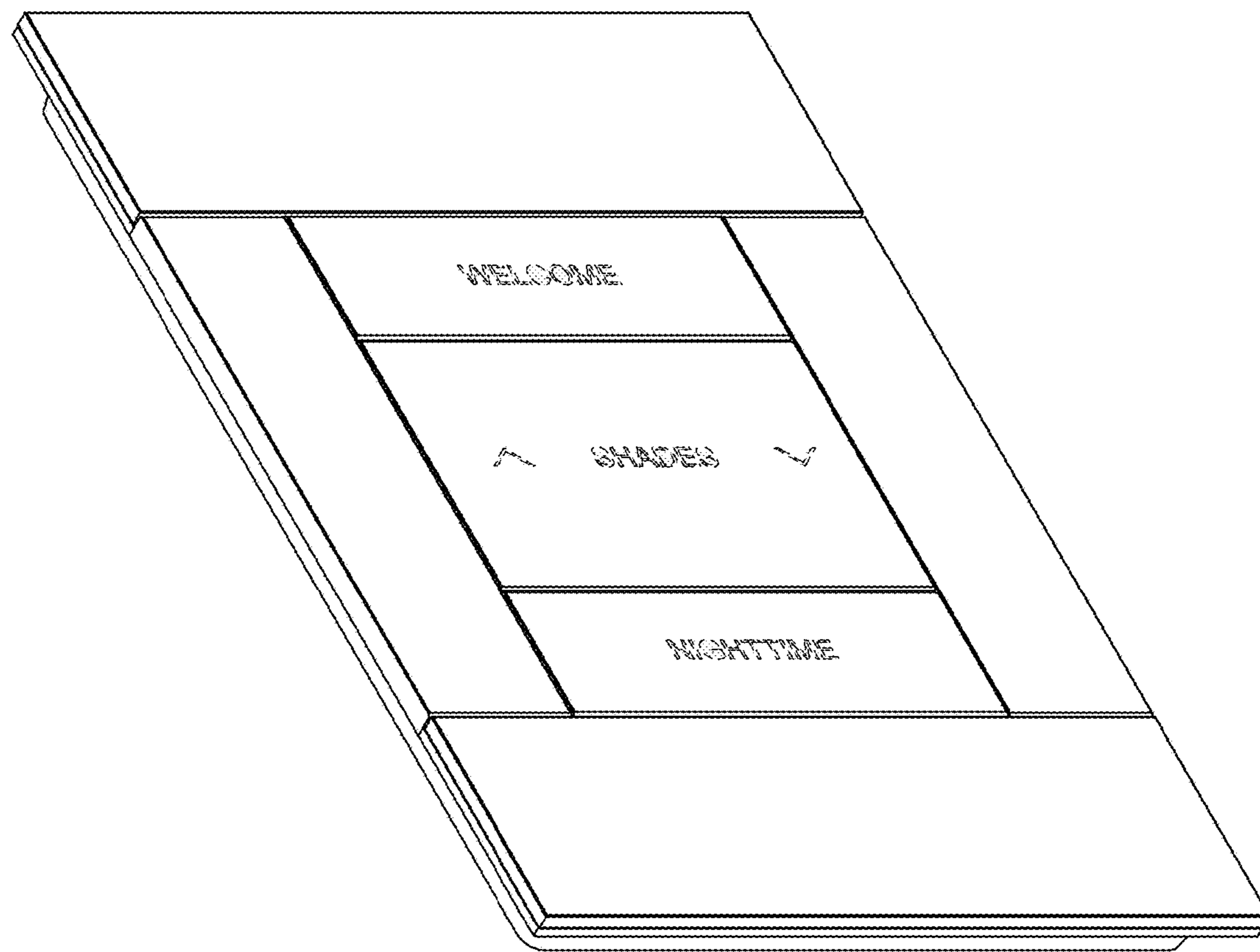


FIG. 1

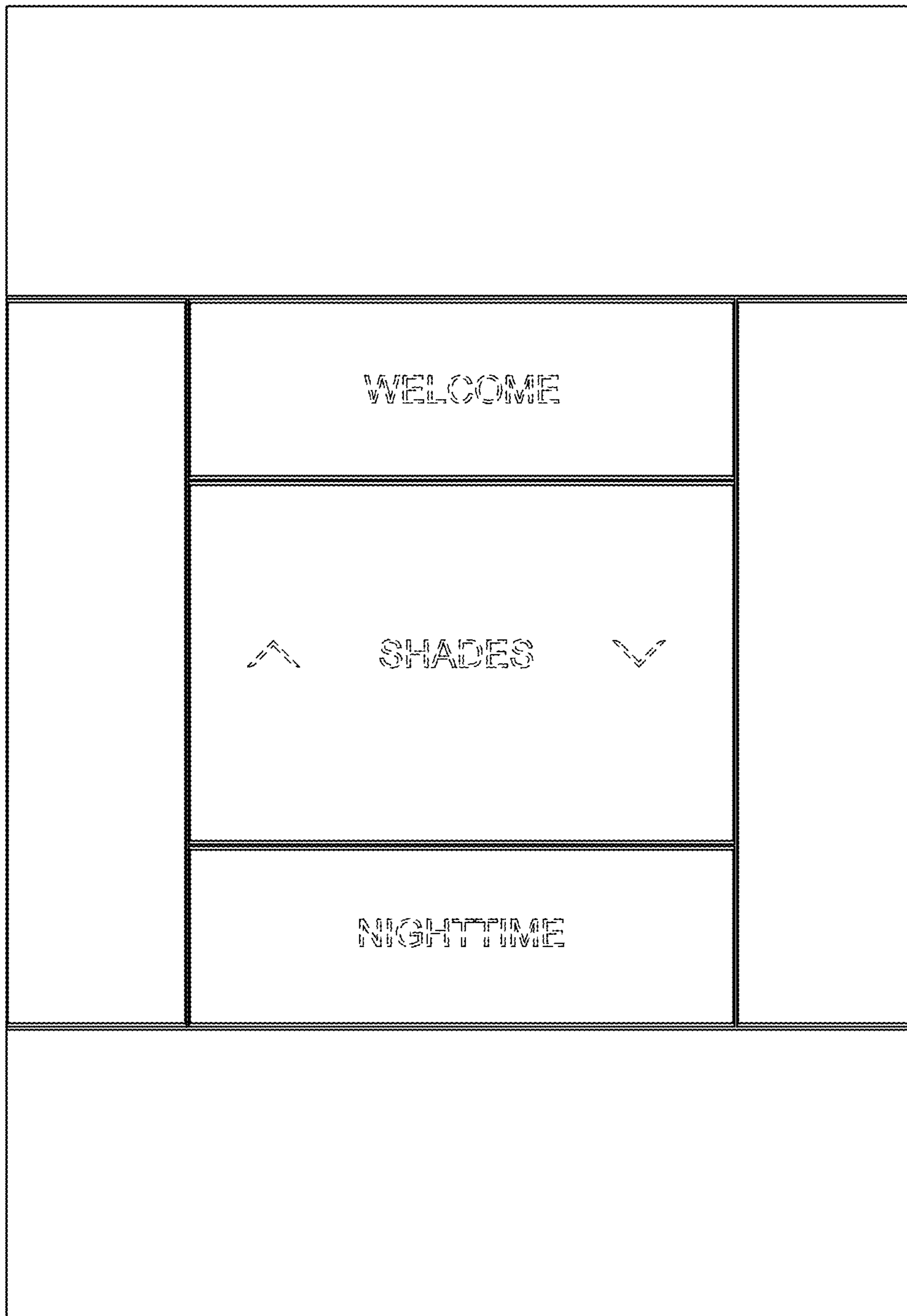


FIG. 2




FIG. 3

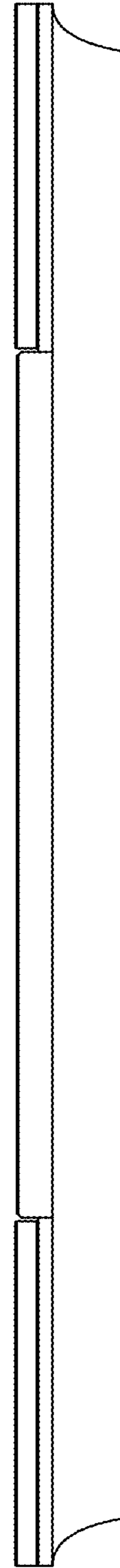


FIG. 4

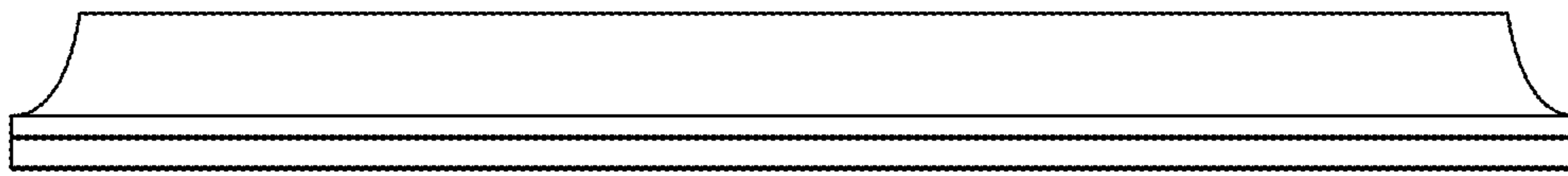


FIG. 5

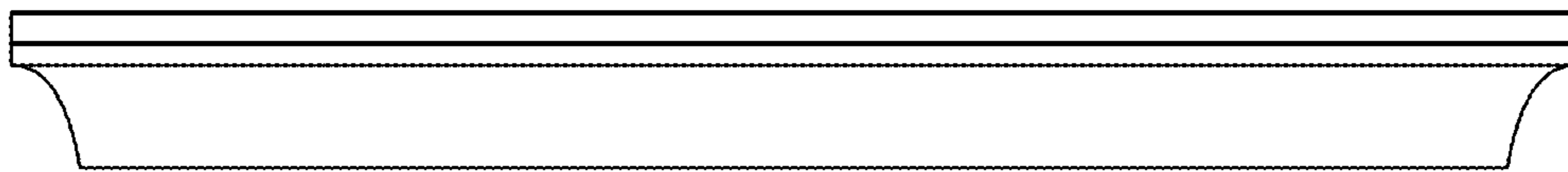


FIG. 6