



US00D800662S

(12) **United States Design Patent** (10) **Patent No.:** **US D800,662 S**
Wu (45) **Date of Patent:** **** Oct. 24, 2017**

(54) **ELECTRICAL RECEPTACLES WITH USB PORTS**

(71) Applicant: **Lingfeng Wu**, Wenzhou (CN)

(72) Inventor: **Lingfeng Wu**, Wenzhou (CN)

(**) Term: **15 Years**

(21) Appl. No.: **29/538,675**

(22) Filed: **Sep. 5, 2015**

(51) **LOC (10) Cl.** **13-03**

(52) **U.S. Cl.**
USPC **D13/137.1**

(58) **Field of Classification Search**
USPC D13/137.1-137.4, 139.1, 139.3, 139.6,
D13/177; 340/12.39; 361/42; 335/18;
174/50
CPC .. H01R 13/7135; H01R 13/713; H01H 83/04;
H01H 51/088; H01H 83/02; H01H
83/144
See application file for complete search history.

D545,272 S * 6/2007 Zhang D13/139.3
D598,859 S * 8/2009 Vaccaro D13/139.3
D603,983 S * 11/2009 Richter D13/177
D603,984 S * 11/2009 Richter D13/177
D604,873 S * 11/2009 Richter D13/177
D674,753 S * 1/2013 Jansen D13/139.1
D692,385 S * 10/2013 Dodal D13/139.1
D705,734 S * 5/2014 Dodal D13/139.1
D732,719 S * 6/2015 Mozdzer D13/139.1
D744,952 S * 12/2015 Ni D13/139.3
2008/0024252 A1* 1/2008 Gallas H01H 83/144
335/18
2008/0024942 A1* 1/2008 Gallas H01H 83/144
361/42
2008/0112099 A1* 5/2008 Li H01H 83/04
361/42

* cited by examiner

Primary Examiner — Rhea Shields
(74) *Attorney, Agent, or Firm* — Che-Yang Chen; Law
Offices of Scott Warmuth

(57) **CLAIM**

The ornamental design for an electrical receptacles with USB ports, as shown and described.

(56) **References Cited**

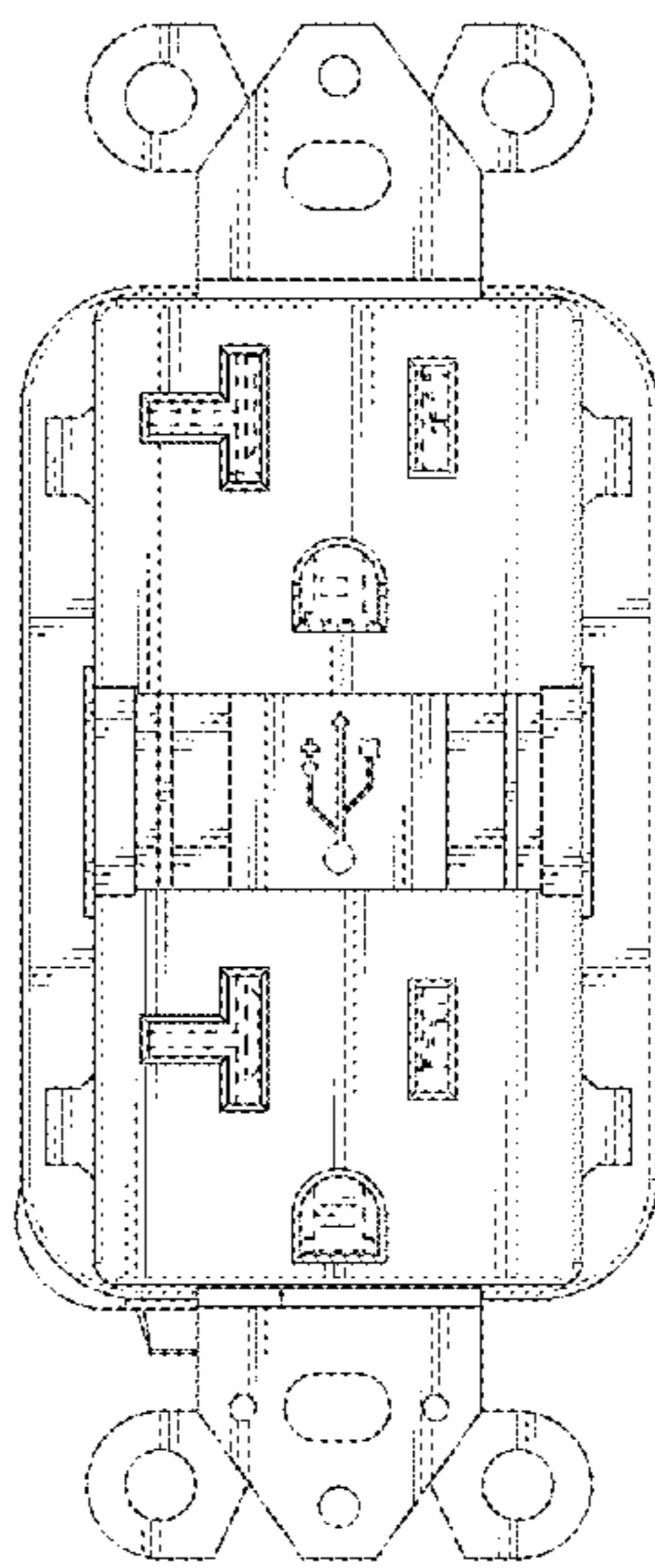
U.S. PATENT DOCUMENTS

4,518,945 A * 5/1985 Doyle H01H 51/088
340/12.39
4,595,894 A * 6/1986 Doyle H01H 83/02
335/18
4,802,052 A * 1/1989 Brant H01R 13/7135
335/18
5,594,398 A * 1/1997 Marcou H01H 83/04
335/18
D512,021 S * 11/2005 Fort D13/139.6
7,034,224 B2* 4/2006 Kim H01R 13/713
174/50
D521,932 S * 5/2006 Fort D13/139.6
D531,121 S * 10/2006 Fort D13/139.3
D536,305 S * 2/2007 Fort D13/139.6
D537,413 S * 2/2007 Fort D13/139.6

DESCRIPTION

FIG. 1 is a front view of an electrical receptacles with USB ports showing my new design;
FIG. 2 is a front view of an electrical receptacles with USB ports thereof having a USB cover slid to the right;
FIG. 3 is a front view of an electrical receptacles with USB ports thereof having a USB cover slid to the left;
FIG. 4 is a perspective view of FIG. 1;
FIG. 5 is a perspective view of FIG. 2; and,
FIG. 6 is a perspective view of FIG. 3.
In the drawings, the broken lines are for the purpose of illustrating environment only and form no part of the claimed design.

1 Claim, 6 Drawing Sheets



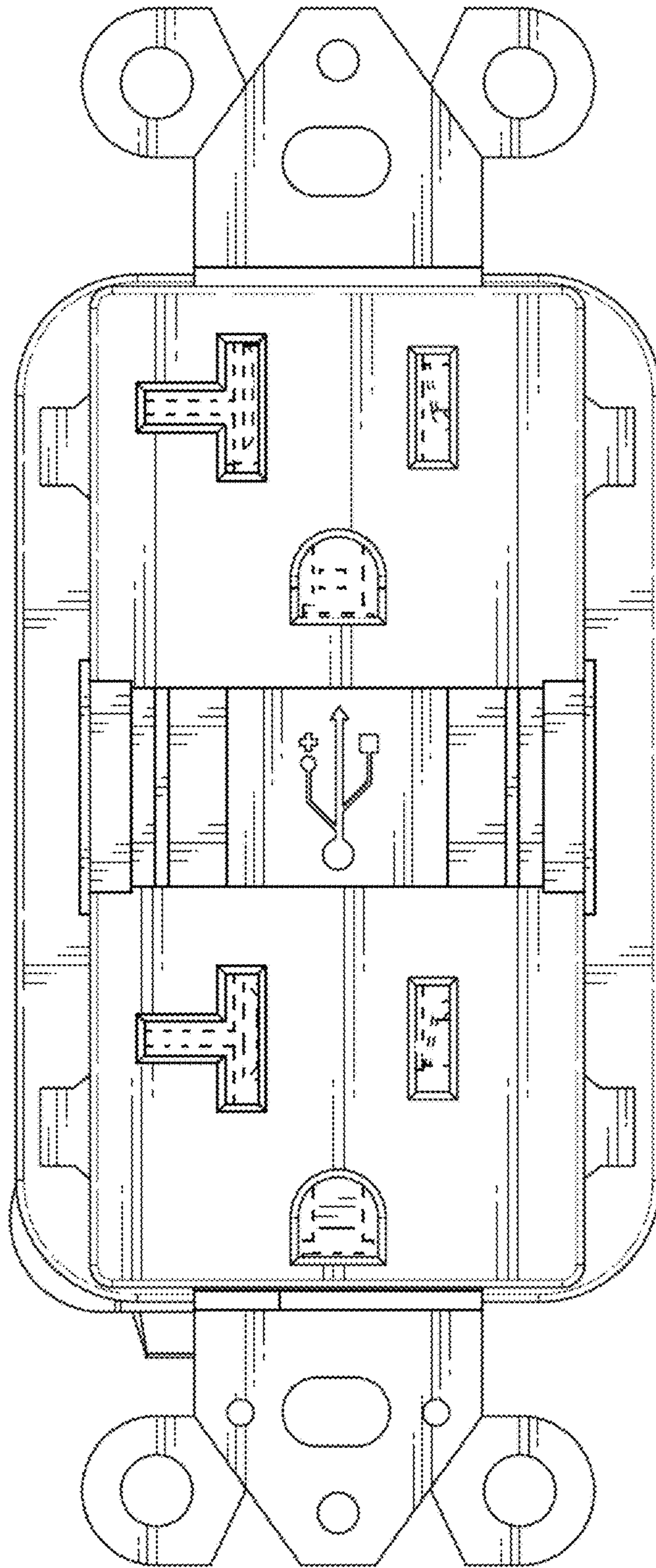


FIG. 1

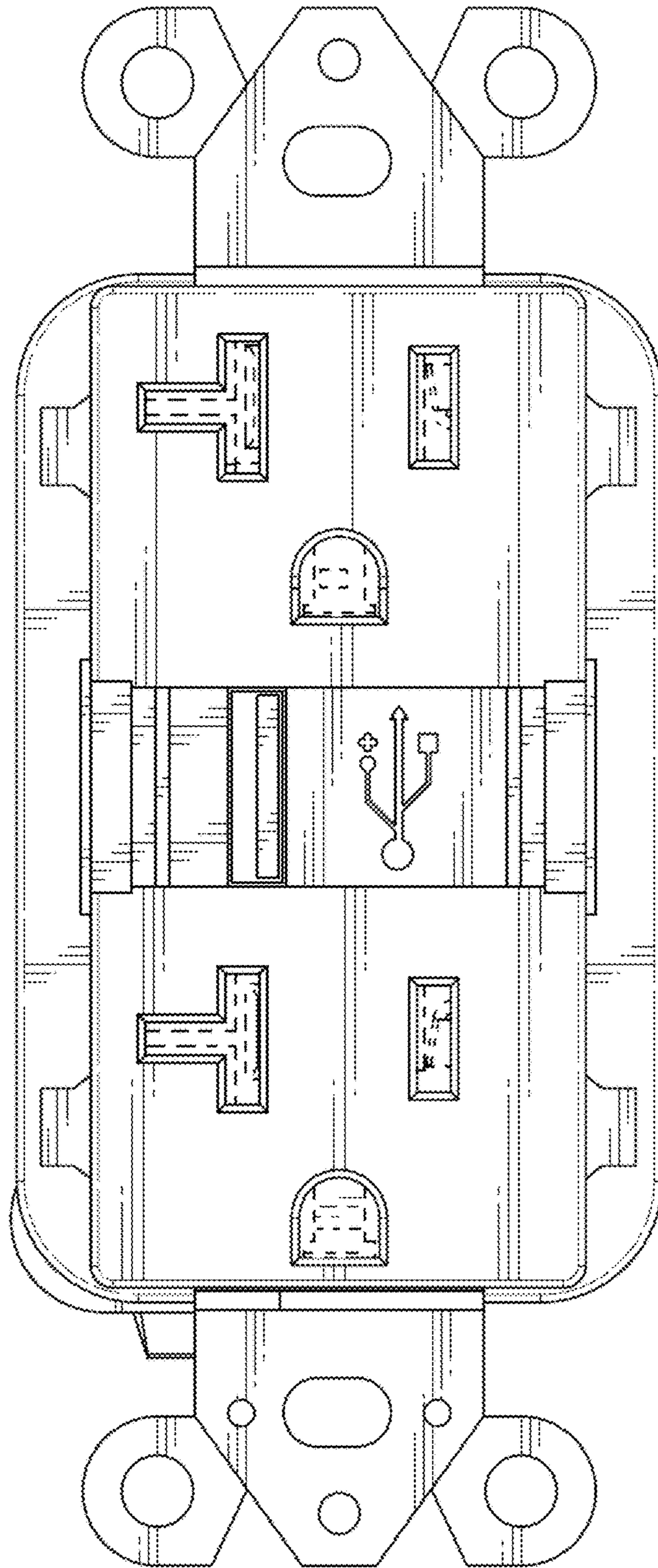


FIG. 2

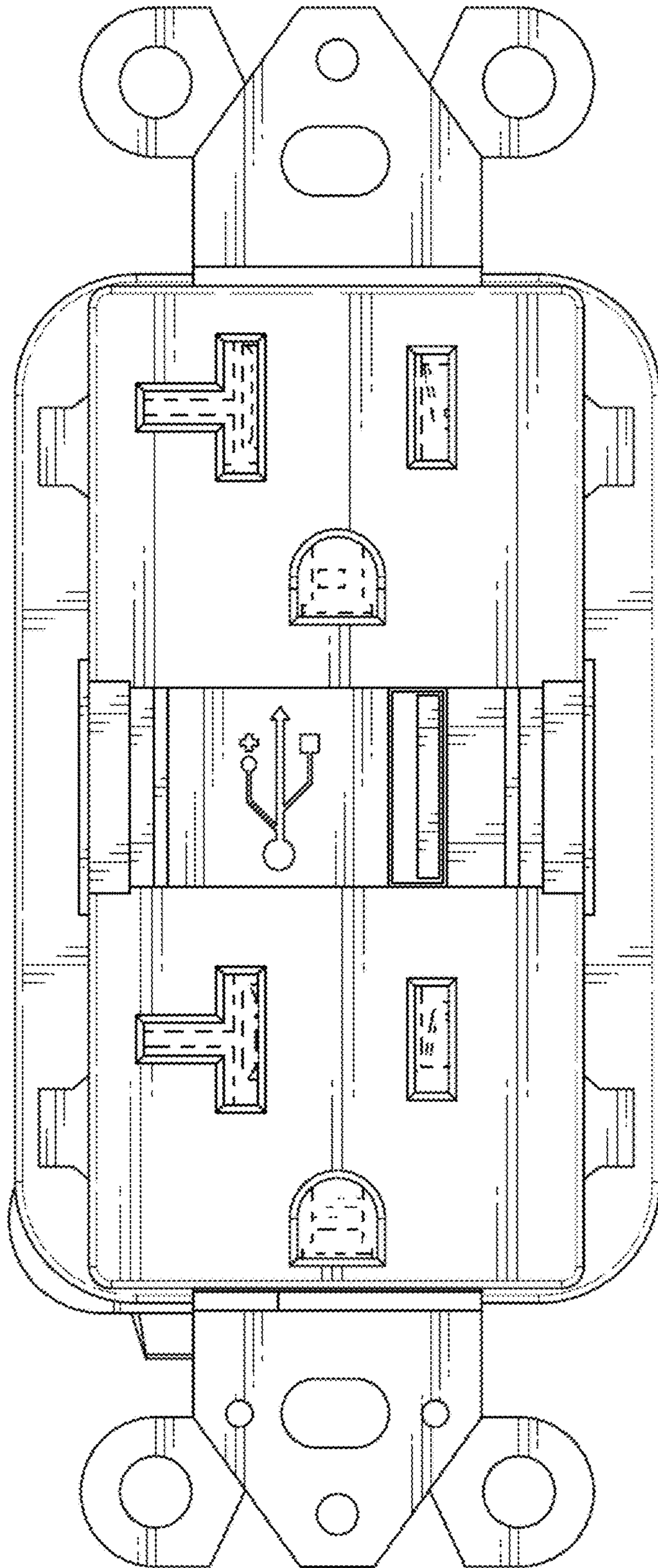


FIG. 3

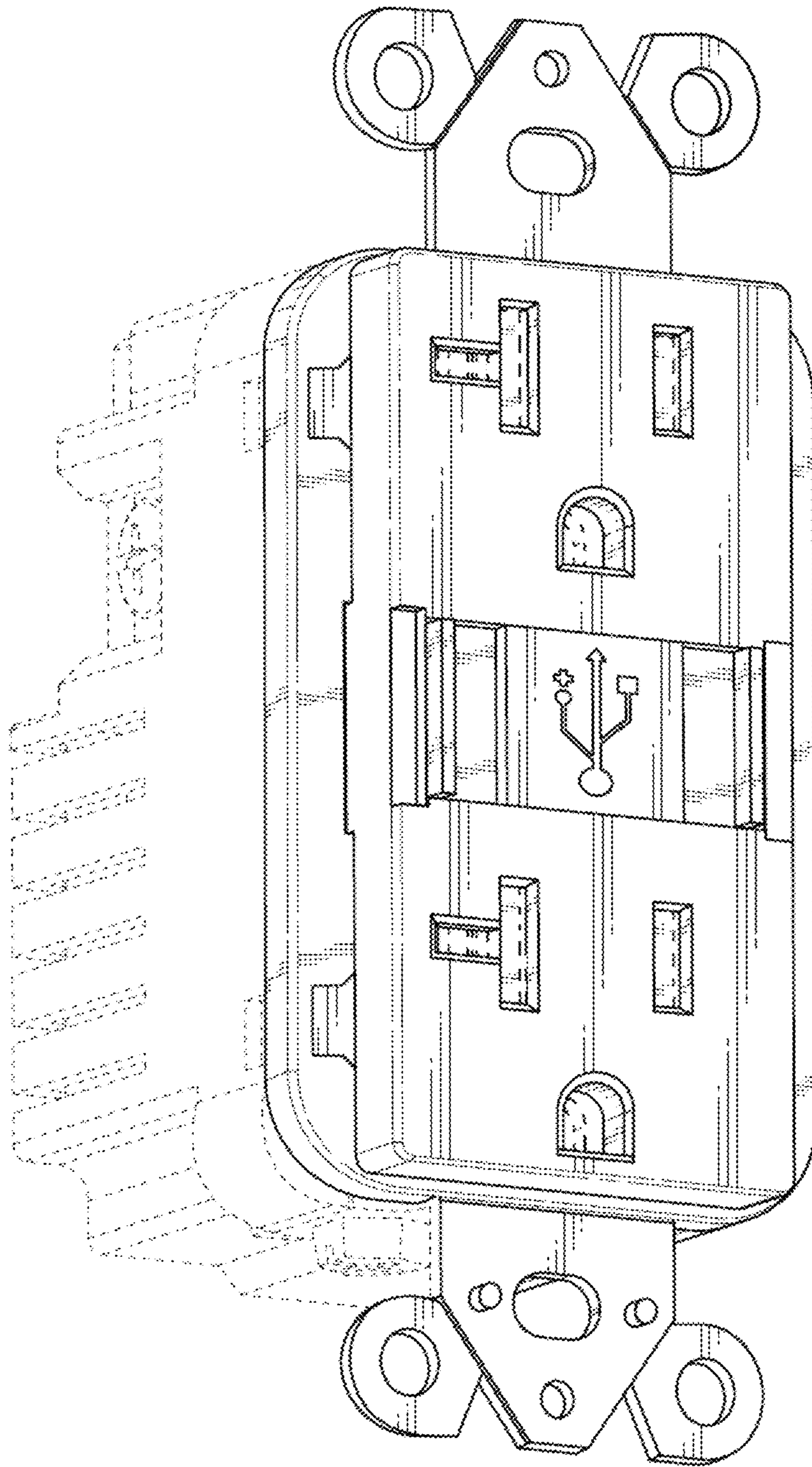


FIG. 4

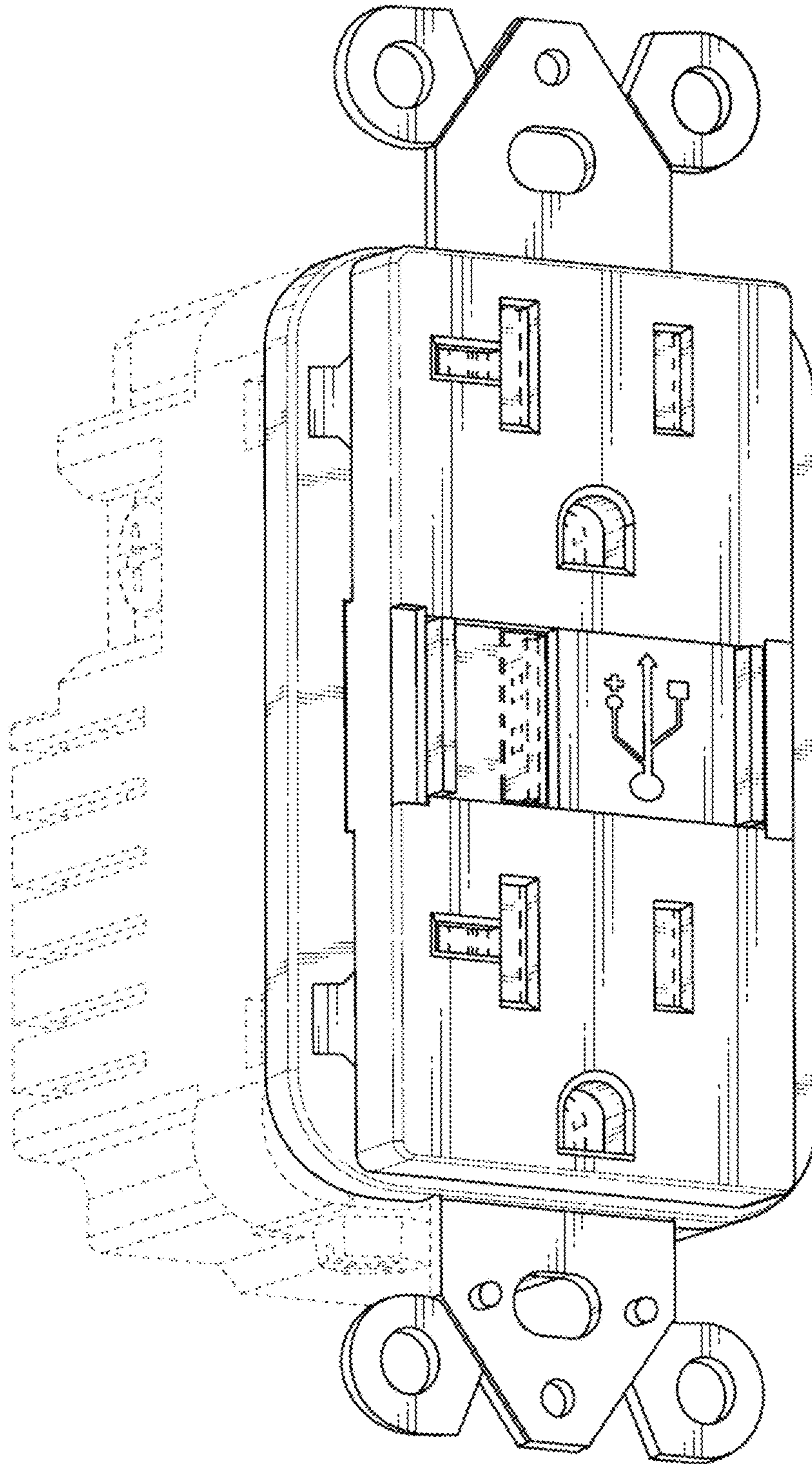


FIG. 5

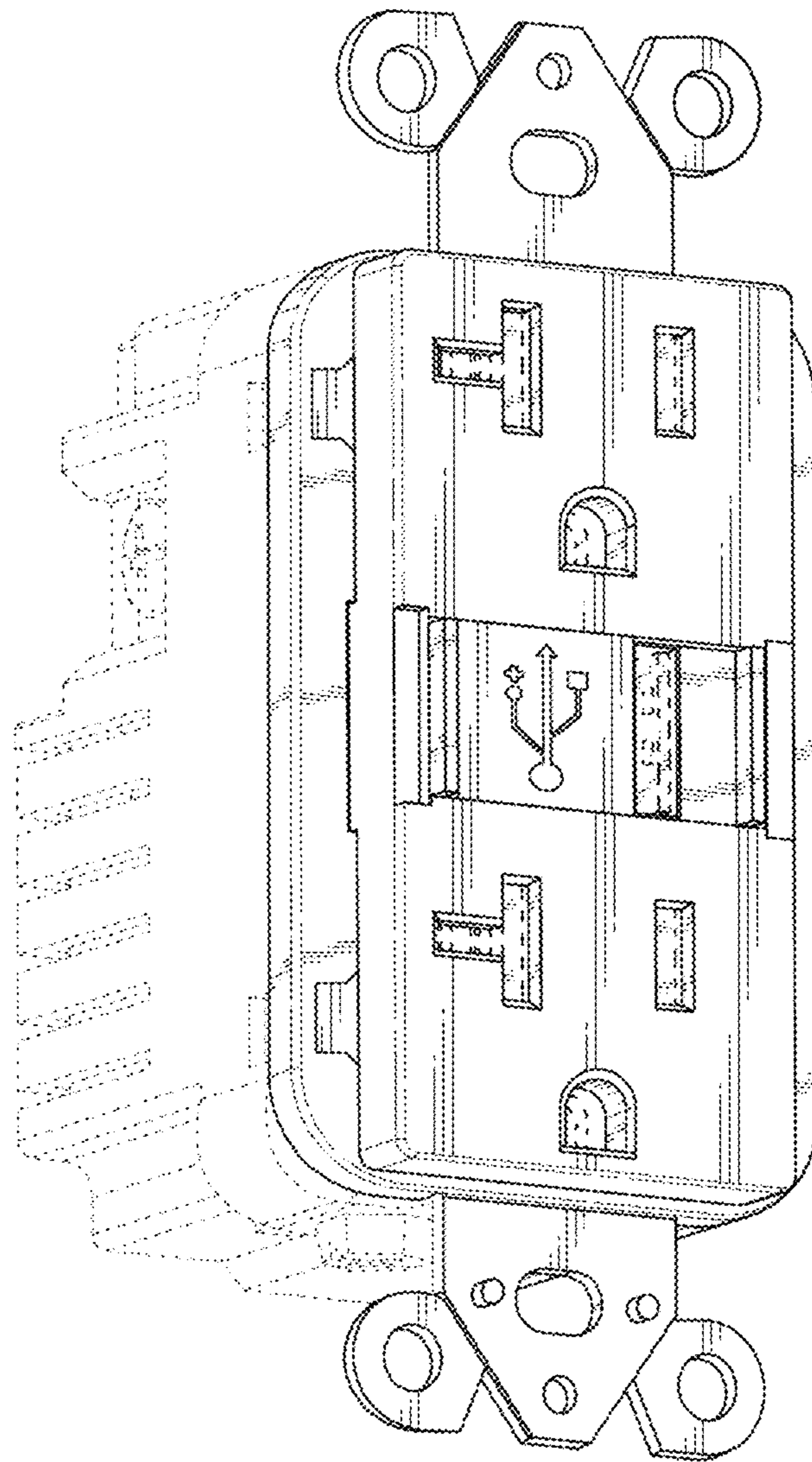


FIG. 6