



US00D800639S

(12) **United States Design Patent**
Kline et al.

(10) **Patent No.:** **US D800,639 S**
(45) **Date of Patent:** **** Oct. 24, 2017**

(54) **TIRE**
(71) Applicant: **Maxam Tire North America**, Danvers, MA (US)
(72) Inventors: **Troy Kline**, Peabody, MA (US);
Matthew Fagan, Quincy, MA (US)
(73) Assignee: **Maxam Tire North America Inc.**, Danvers, MA (US)
(**) Term: **15 Years**
(21) Appl. No.: **29/535,544**

D472,200 S * 3/2003 Bonko D12/544
D498,203 S * 11/2004 Shapiro D12/501
D499,065 S * 11/2004 Shapiro D12/501
6,845,796 B2 * 1/2005 Katoh B29D 30/02
152/209.1
D610,072 S * 2/2010 Wallet D12/579
D615,920 S * 5/2010 Kline D12/570
D631,821 S * 2/2011 Kline D12/570
D633,859 S * 3/2011 Shan D12/579
D636,721 S * 4/2011 Wallet D12/579
D664,914 S * 8/2012 Dixon D12/579
D678,183 S * 3/2013 Larregain D12/579
D741,249 S * 10/2015 Kouda D12/558
D748,568 S * 2/2016 Helin D12/570
D756,292 S * 5/2016 Yoon D12/545
D777,092 S * 1/2017 Leconte D12/564

(Continued)

(22) Filed: **Aug. 7, 2015**

(51) **LOC (10) Cl.** **12-15**

(52) **U.S. Cl.**
USPC **D12/579**

(58) **Field of Classification Search**
USPC D12/500-579; 152/209.12
CPC . B60C 11/0306; B60C 11/11; B60C 11/0318;
B60C 2200/14

See application file for complete search history.

(56) **References Cited**

U.S. PATENT DOCUMENTS

D57,363 S 3/1921 Lambert
D57,878 S * 5/1921 Waters 152/324
1,395,576 A 11/1921 Jennings
1,524,718 A 2/1925 Leach
D126,072 S * 3/1941 Hardeman D12/599
D168,675 S * 1/1953 Custer 152/209.12
D168,714 S * 1/1953 Schlichtmann D12/593
3,770,038 A * 11/1973 Wolfe B60C 11/0311
152/209.12
5,173,136 A * 12/1992 Agarwal B60C 9/1821
152/209.12
5,343,916 A 9/1994 Duddey
D401,896 S * 12/1998 Chandler D12/501
D402,245 S * 12/1998 Bonko D12/537

OTHER PUBLICATIONS

Prowler Tracks. ProFlex Solid Skid Steer Tire Specifications. Mar. 10, 2014 [earliest online date], [site visited Aug. 23, 2016]. Available from Internet, <URL:http://www.prowlertracks.com/skid-steer-tires/>.*

(Continued)

Primary Examiner — Robert M Spear
Assistant Examiner — Darcey E Heflin

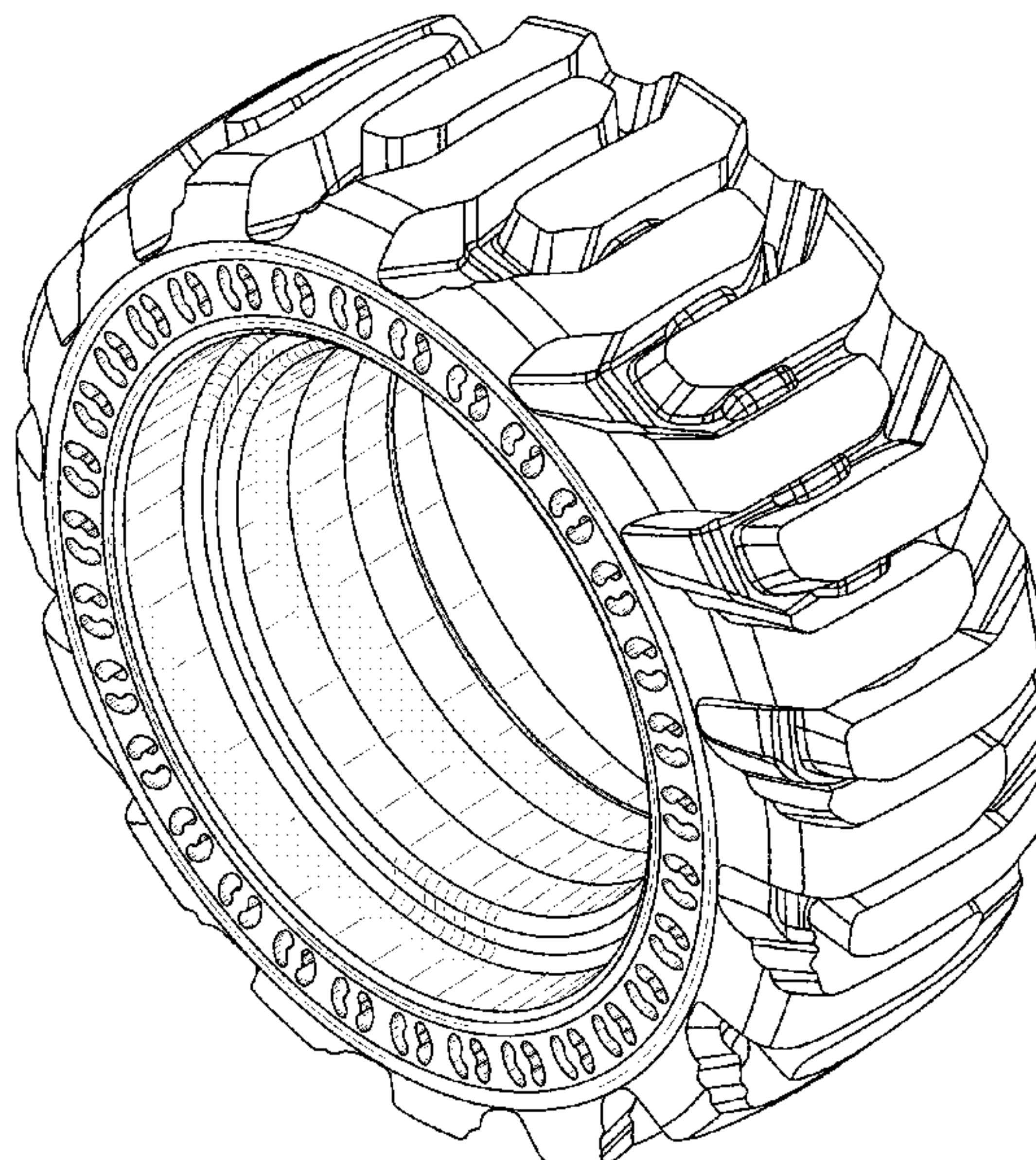
(57) **CLAIM**

The ornamental design for a tire, as shown and described.

DESCRIPTION

FIG. 1 is a first side view of a tire;
FIG. 2 is a front view of the tire, the back view of the tire being identical thereto;
FIG. 3 is a second side view of the tire, opposite the first side of FIG. 1; and,
FIG. 4 is a perspective view of the tire.

1 Claim, 4 Drawing Sheets



(56)

References Cited

U.S. PATENT DOCUMENTS

D780,672 S * 3/2017 Yoon D12/563

OTHER PUBLICATIONS

Undated prior art tire brochure/photo—Crocodile.
Undated prior art tire brochure/photo—GPX tire.
Undated prior art tire brochure/photo—GPX-2.
Undated prior art tire brochure/photo—McLaren.
Undated prior art tire brochure/photo—Setco.
Undated prior art tire brochure/photo—SG-Revolution.
Undated prior art tire brochure/photo—Solideal.
Undated prior art tire brochure/photo—Ty-Cushion.
Design U.S. Appl. No. 29/535,545, filed Aug. 7, 2015.
Design U.S. Appl. No. 29/535,547, filed Aug. 7, 2015.
Design U.S. Appl. No. 29/535,548, filed Aug. 7, 2015.

* cited by examiner



FIG. 1

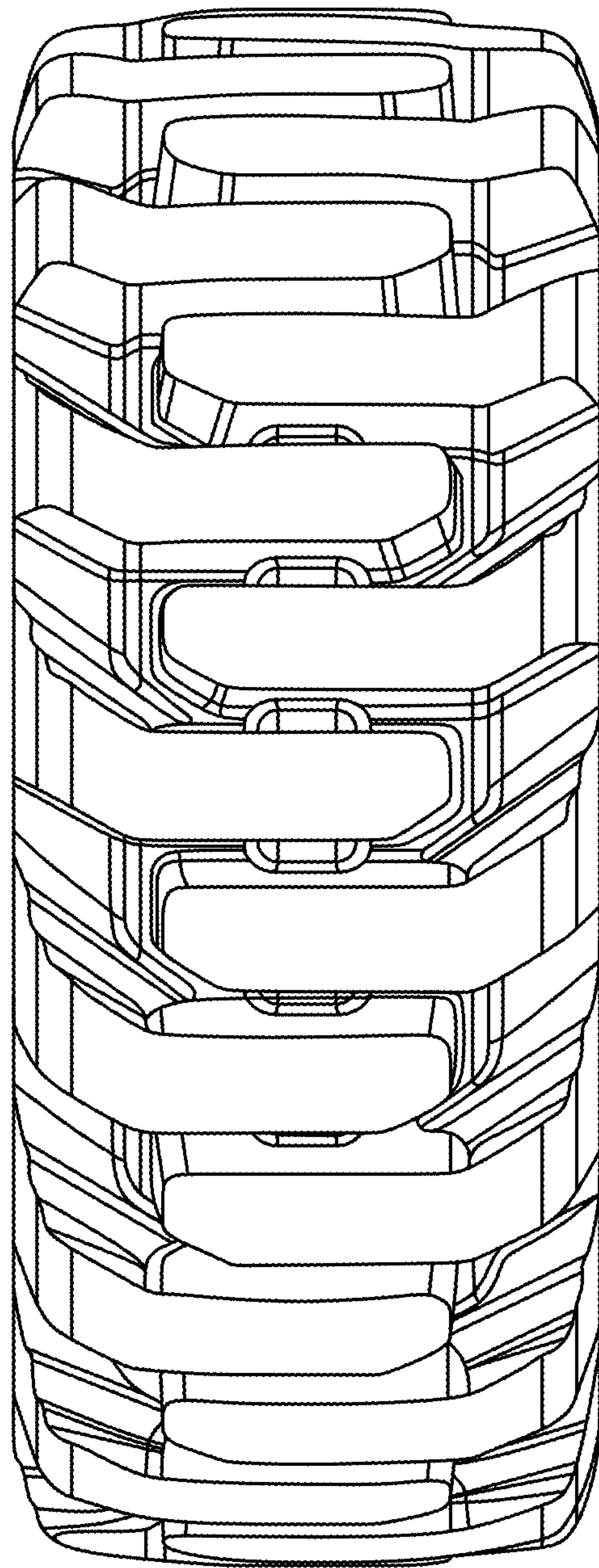


FIG. 2



FIG. 3

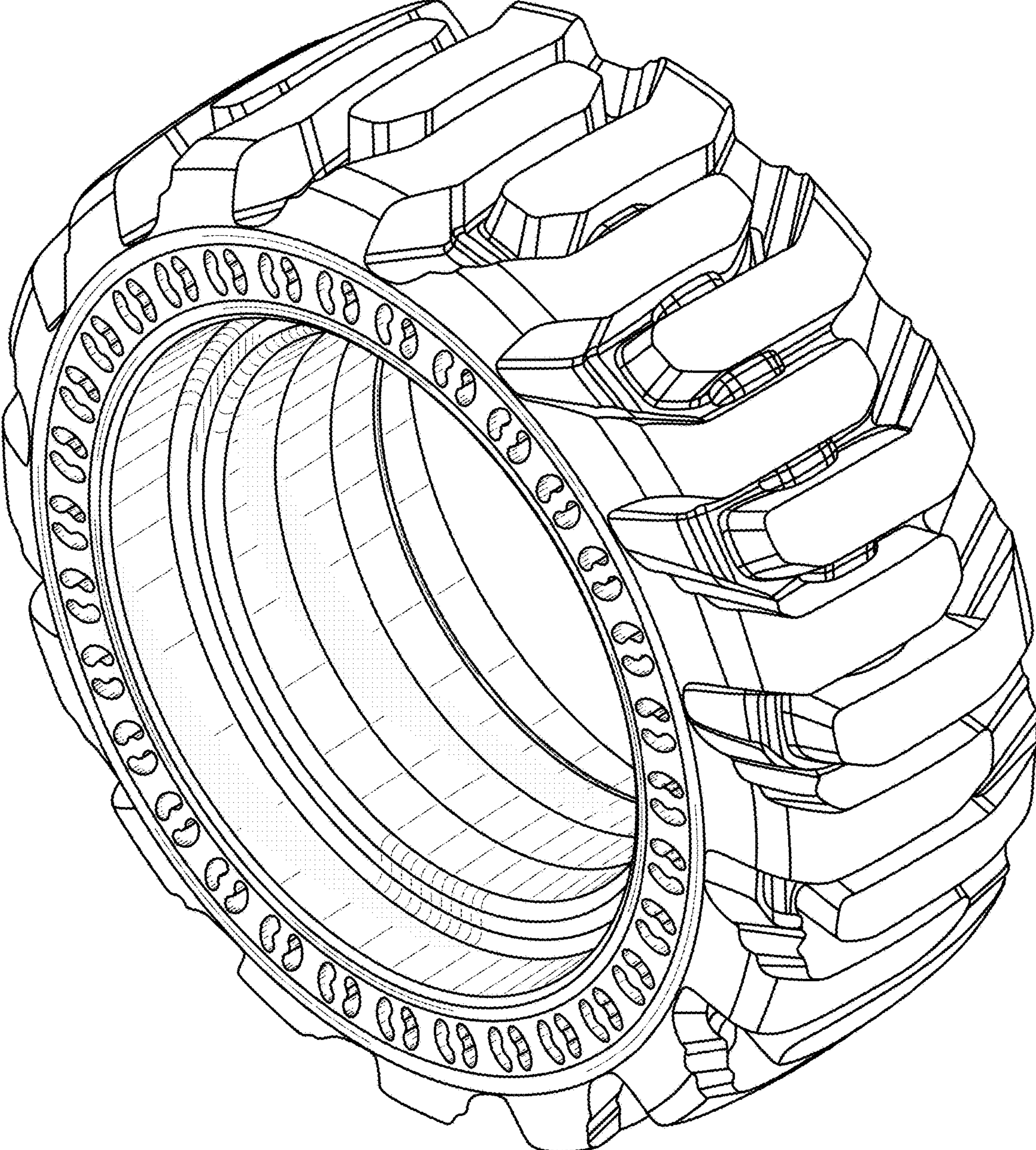


FIG. 4