



US00D800627S

(12) **United States Design Patent**
Mielke

(10) **Patent No.:** **US D800,627 S**

(45) **Date of Patent:** **** Oct. 24, 2017**

(54) **VEHICLE WHEEL**

(71) Applicant: **Bayerische Motoren Werke
Aktiengesellschaft, Munich (DE)**

(72) Inventor: **Gerrit Roland Udo Mielke, Munich
(DE)**

(73) Assignee: **Bayerische Motoren Werke
Aktiengesellschaft, Munich (DE)**

(**) Term: **15 Years**

(21) Appl. No.: **29/565,853**

(22) Filed: **May 25, 2016**

(30) **Foreign Application Priority Data**

Nov. 26, 2015 (DE) 40 2015 101 265

(51) **LOC (10) Cl.** **12-16**

(52) **U.S. Cl.**
USPC **D12/209**

(58) **Field of Classification Search**
USPC D12/204–213
CPC B60B 7/00; B60B 7/02; B60B 7/04; B60B
7/01; B60B 7/06; B60B 3/02; B60B 3/04;
B60B 3/06; B60B 3/10; B60B 1/00;
B60B 1/08; B60B 1/10; B60B 1/12
See application file for complete search history.

(56) **References Cited**

U.S. PATENT DOCUMENTS

D522,949 S	6/2006	Elmitt	
D584,674 S *	1/2009	Chung	D12/211
D615,018 S	5/2010	Truebsbach	
D620,873 S *	8/2010	Groom	D12/211
D635,078 S	3/2011	Elmitt	
D651,550 S *	1/2012	Elmitt	D12/209
D655,661 S *	3/2012	Truebsbach	D12/211
D686,554 S *	7/2013	Pollmann	D12/209

D688,188 S	8/2013	Baum	
D697,008 S *	1/2014	Juergens	D12/209
D726,623 S *	4/2015	Alfonso	D12/211
D746,755 S *	1/2016	Mielke	D12/211
D747,248 S	1/2016	Amezketta	
D749,485 S *	2/2016	Gallert	D12/211
D754,051 S *	4/2016	Baum	D12/211
D758,943 S *	6/2016	Elmitt	D12/209
D763,763 S *	8/2016	Stone	D12/209
D768,046 S *	10/2016	Patel	D12/211
D769,166 S *	10/2016	Juergens	D12/211
D769,783 S *	10/2016	Rueckheim	D12/209

(Continued)

FOREIGN PATENT DOCUMENTS

EM	000255609-0004	2/2005
EM	000273651-0002	3/2005

(Continued)

Primary Examiner — Stacia Cadmus

(74) *Attorney, Agent, or Firm* — Crowell & Moring LLP

(57) **CLAIM**

The ornamental design for a vehicle wheel, as shown and described.

DESCRIPTION

This application contains subject matter related to the following co-pending U.S. design patent application: Application Ser. No. 29/491,043, filed May 16, 2014 and entitled “Vehicle Wheel.”

FIG. 1 is a perspective view of a vehicle wheel according to the design;

FIG. 2 is an additional perspective view thereof;


FIG. 3 is an additional perspective view thereof;

FIG. 4 is a front view thereof;

FIG. 5 is a rear view thereof in a lighter gray scale, representing environmental features that form no part of the claimed design; and,

FIG. 6 is a side view thereof.

1 Claim, 6 Drawing Sheets



(56)

References Cited

U.S. PATENT DOCUMENTS

D780,664 S * 3/2017 Gallert D12/211
D786,765 S * 5/2017 Gardavsky D12/209
D788,005 S * 5/2017 Peat D12/211

FOREIGN PATENT DOCUMENTS

EM 001072284-0001 3/2009
EM 001598277-0011 1/2010
EM 001754979-0001 11/2011
EM 002016113-0003 9/2013

* cited by examiner



Fig. 1



Fig. 2



Fig. 3



Fig. 4




Fig. 5




Fig. 6